



Annex 1: Output scorecard and indicator updates, 2022

Progress in implementing the UNFPA strategic plan, 2022-2025

Report of the Executive Director

Summary

This annex contains the 2022 scorecard of the strategic plan 2022-2025 output indicator target achievement. The annex also provides an overview of the trends in achieving the impact and outcome indicators of the strategic plan, 2022-2025 based on the availability of data.

1. Output performance

In 2022, UNFPA made substantial progress in achieving the six interconnected strategic plan outputs. The achievement of the outputs constitutes the direct contribution of UNFPA to accelerating the progress toward achieving the three transformative results and implementing the ICPD Programme of Action.

UNFPA fully achieved the outputs: (a) policy and accountability; (b) quality of care and services; (c) humanitarian action; and (d) adolescents and youth (figure 8). UNFPA partially achieved the outputs: (a) gender and social norms; and (b) population change and data.

UNFPA country offices and partners faced several challenges in addressing harmful gender and social norms due to: (a) increased humanitarian and fragile situations; (b) pushback from certain stakeholders; (c) inadequate resources; (d) insufficient innovative strategies; and (e) the COVID-19 pandemic.

Most UNFPA programme countries are still struggling to recover from the COVID-19 pandemic. As a result, interventions on population change and data were not prioritized.

Table 1: output scorecard

Output		Performance against 2022 targets	Total resources (in millions of dollars)	
			Regular	Other
1	Policy and Accountability	108%	70.3	41.9
2	Quality of care and services	106%	94.3	407.7
3	Gender and social norms	88%	37.0	161.4
4	Population change and data	89%	44.2	41.5
5	Humanitarian action	99%	22.4	173.6
6	Adolescents and youth	120%	34.8	75.9

Table 2: Gender marker

Gender marker	Resources (in millions of dollars)			Per cent
	Regular resources	Other resources	Total resources	
Primary objective of the activity is contribution to gender equality and/or women's empowerment	48.3	164.9	208.2	17.1%
Significant contribution to gender equality	120.6	475.8	596.4	49.0%
Some contribution to gender equality and/or women's empowerment	105.7	213.9	319.5	26.2%
No contribution to gender equality and/or women's empowerment	38.5	55.7	94.2	7.7%

2. Common and complementary indicators

Table 3 in this annex includes several common and complementary indicators. These indicators contribute to United Nations inter-agency processes to track system-wide changes.

Common indicators are the same in the results and resources frameworks of at least two United Nations entities. They are drawn, where possible, directly from globally agreed frameworks – including the quadrennial comprehensive policy review (QCPR) framework.

Complementary indicators are not repeated verbatim in the results and resources frameworks of another United Nations entity. However, they are related or provide different but complementary insights into the same issue, high-level result and/or area of complementary work.

The common or complementary nature of the indicators with the other United Nations organizations is reflected by noting the organization name in parenthesis below the indicator statement. For common indicators, the organization name is mentioned in the normal font; for complementary indicators, the font is italic.

Box 1 below explains an example of a common indicator.

Box 1: Example of achieving a common indicator

The indicator ‘number of countries with a youth, peace and security framework’ was one of the common output indicators in the integrated results and resources framework of the UNFPA strategic plan, 2022-2025. UNFPA shared this indicator together with UN-Women and UNDP.


As of 2022, three programme countries: (a) the Democratic Republic of the Congo, (b) Nigeria, and (c) the Philippines have developed national Youth, Peace and Security frameworks, achieving the 2022 joint target of three.

In 2022, UNFPA and other organizations provided joint support for the targeted countries in adopting and implementing the youth, peace and security frameworks. UNFPA and the organizations also supported the countries in developing and implementing regional or sub-regional roadmaps

In 2022, the youth peace and security focal points of UNDP, UNFPA and UN-women, launched a global survey to identify priority areas for strengthening the organizational readiness to support the development and implementation of the youth, peace and security frameworks.

In addition, the organisations jointly coordinated several local, national and regional multi-stakeholder conferences and workshops, such as the youth, peace and security multi-stakeholder dialogue convened in Rwanda. In Colombia, UNFPA and UNDP implemented a joint initiative, with the support of Sweden, to strengthen capacity in territories on youth, peace and security with the participation of marginalised young people.

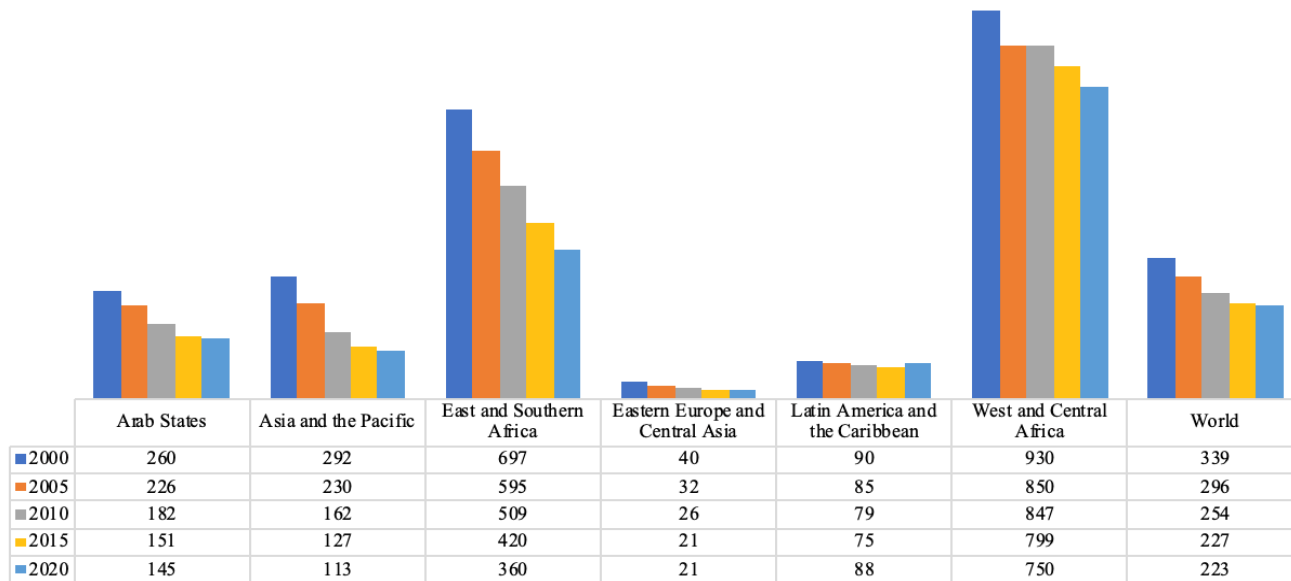
Table 3: Integrated results and resources framework of the UNFPA strategic plan, 2022-2025



Contributions to the achievement of the Sustainable Development Goals

GOAL: Achieved universal access to sexual and reproductive health, realized reproductive rights and accelerated progress on the implementation of the Programme of Action of the International Conference on Population and Development

Indicator	Baseline	2025 target	Progress as of 2022	2030 target
IM1: Maternal deaths per 100 000 live births	227 (2015)	124	223 (2020)	Ended preventable maternal deaths (Sustainable Development Goal target for maternal mortality ratio- 70)



Common indicator: World Health Organization (WHO), UNICEF

Sustainable Development Goal target: 3.1 By 2030, reduce the global maternal mortality ratio to less than 70 per 100,000 live births

Sustainable Development Goal indicator: 3.1.1

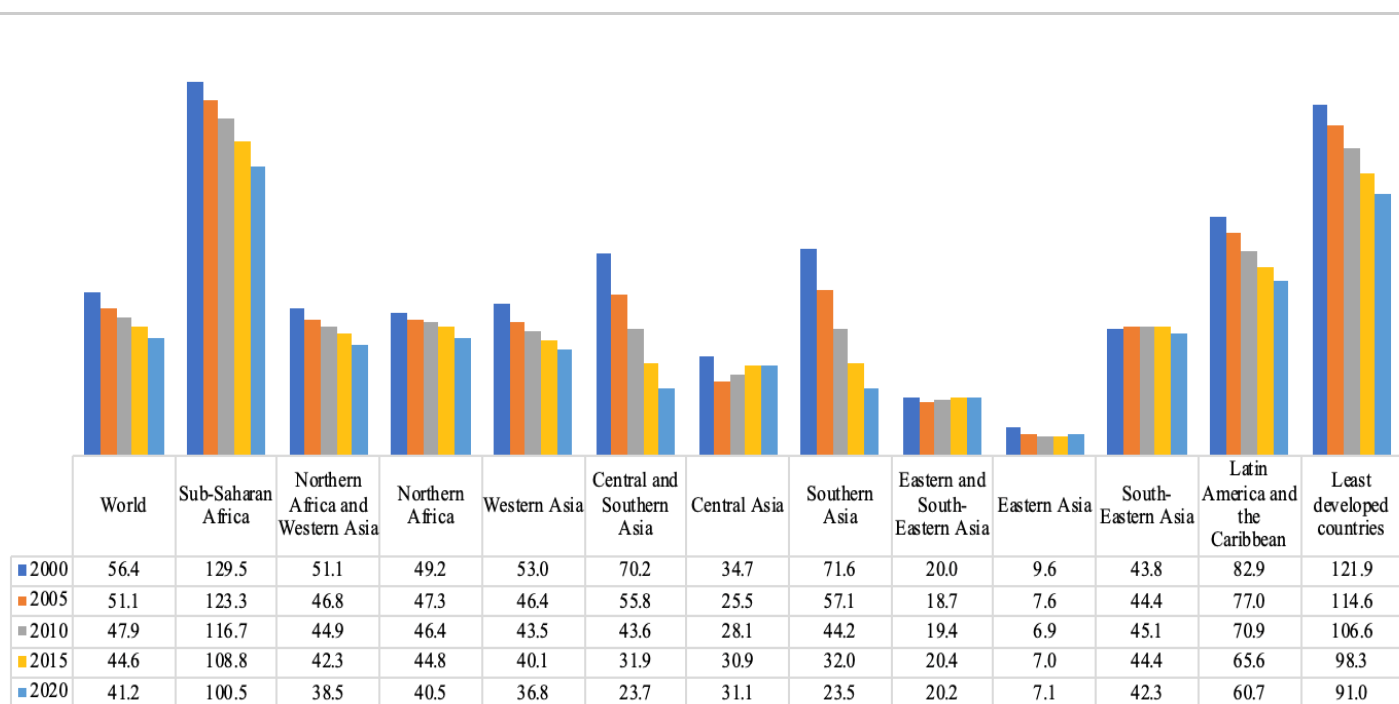
Disaggregation: Age, parity, location, wealth quintile, least developed countries, landlocked developing countries, small island developing States, countries in conflict and post-conflict situations

Remarks: Every Woman Every Child framework indicator; Maternal (Newborn) Health Thematic Fund; UNFPA strategic plan (2018-2021) indicator; WHO General Programme of Work 2018-2023 indicator

Indicator	Baseline	2025 target	Progress as of 2022	2030 target
IM2: Adolescent birth rate (aged 10-14 years; aged 15-19 years) per 1,000 women in that age group	44.6 (2015) (aged 15-19 years)	39	41.2 (2020) (aged 15-19) ¹	37

¹ No data available for women aged 10-14 years.

UNFPA strategic plan, 2022-2025, Annex 1: Integrated results and resources framework



Common indicator: UNICEF

Sustainable Development Goal target: 3.7 By 2030, ensure universal access to sexual and reproductive health care services, including for family planning, information and education, and the integration of reproductive health into national strategies and programmes

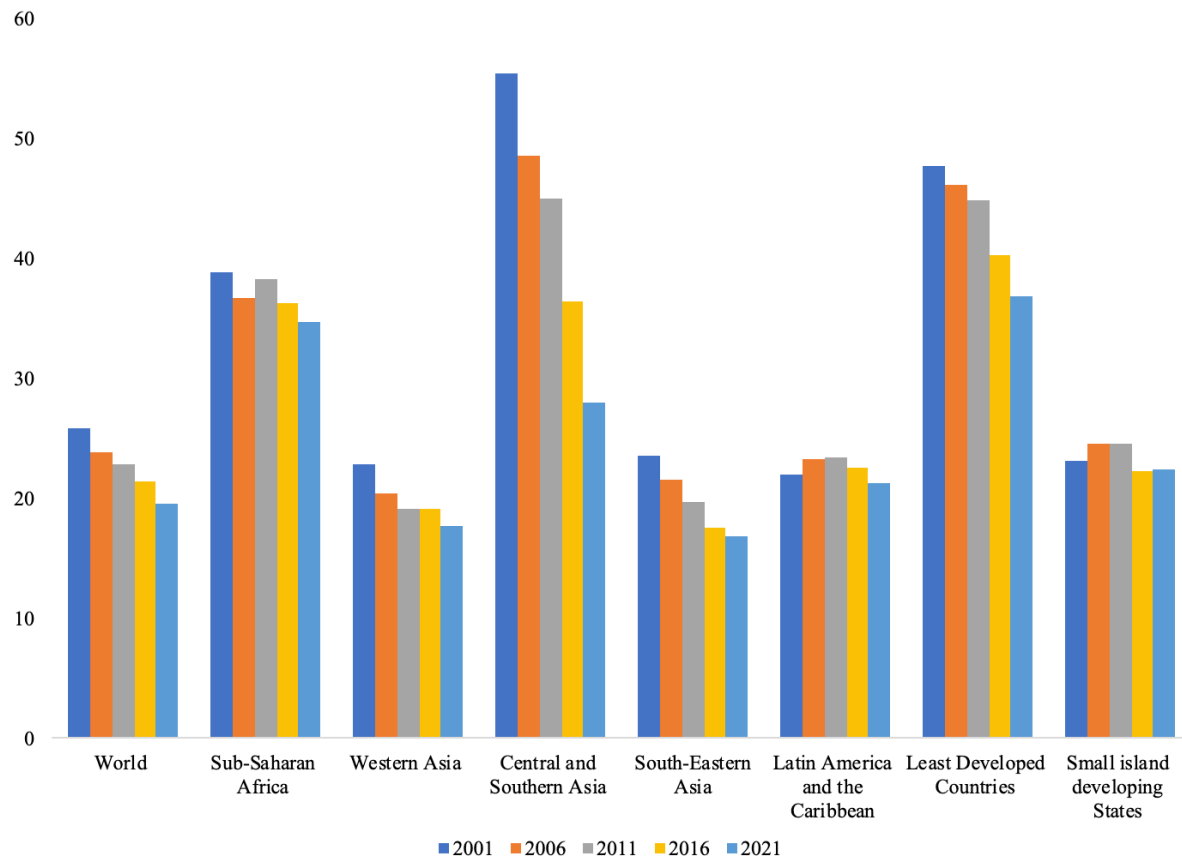
Sustainable Development Goal indicator: 3.7.2

Disaggregation: Age, education, marital status, socio-economic status, geographical location, least developed countries, landlocked developing countries, small island developing States, middle-income countries and countries in conflict and post-conflict situations, developing countries

Remarks: Family Planning 2030 indicator; UNFPA strategic plan (2018-2021) indicator

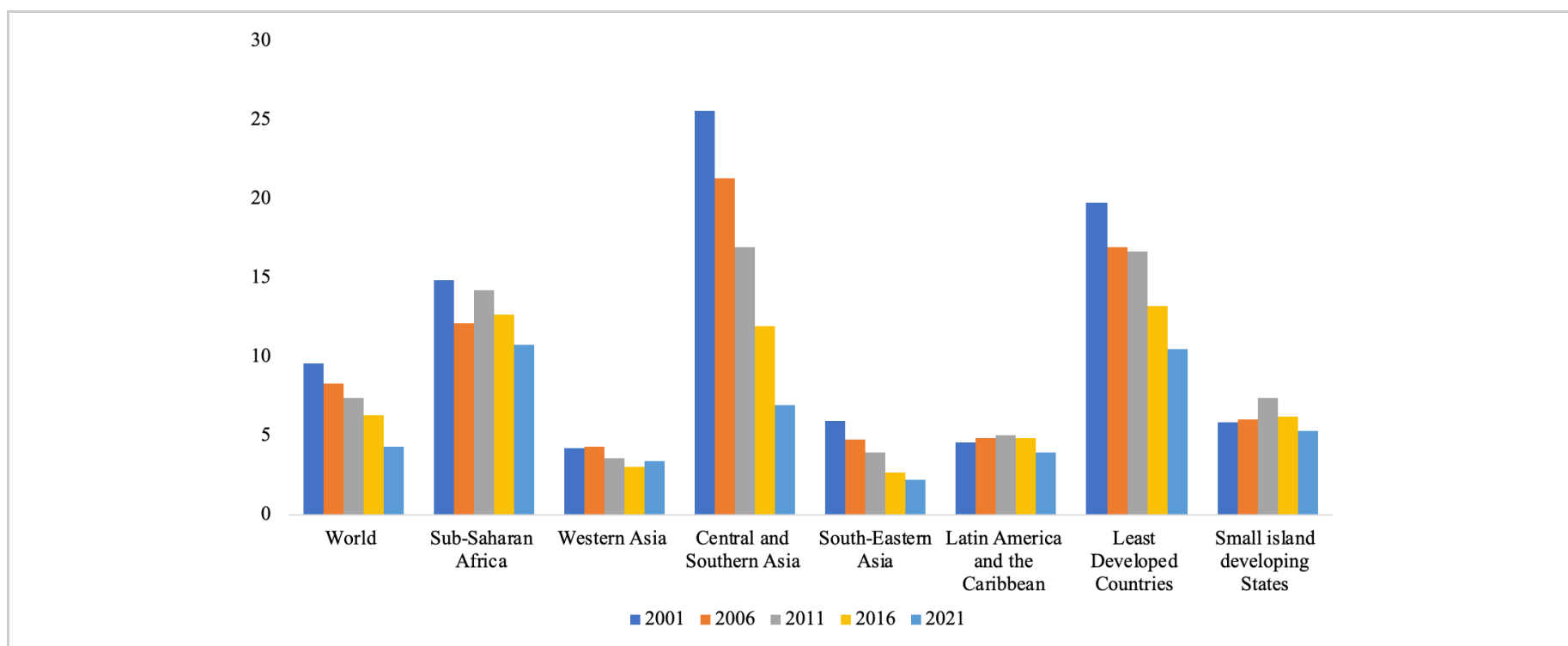
Indicator	Baseline	2025 target	Progress as of 2022	2030 target
IM3a: Proportion of women aged 20-24 years who were married or in a union before age 15	6.3% (2016)	3%	4.3% (2021)	Eliminated child marriage by 2030
IM3b: Proportion of women aged 20-24 years who were married or in a union before age 18	21.4 (2016)	11%	19.5% (2021)	Eliminated child marriage by 2030

Proportion of women aged 20-24 years who were married or in a union before age 18



Proportion of women aged 20-24 years who were married or in a union before age 15

UNFPA strategic plan, 2022-2025, Annex 1: Integrated results and resources framework



Complementary indicator: UNICEF, UN-Women

Sustainable Development Goal target: 5.3 Eliminate all harmful practices, such as child, early and forced marriage and female genital mutilation

Sustainable Development Goal indicator: 5.3.1

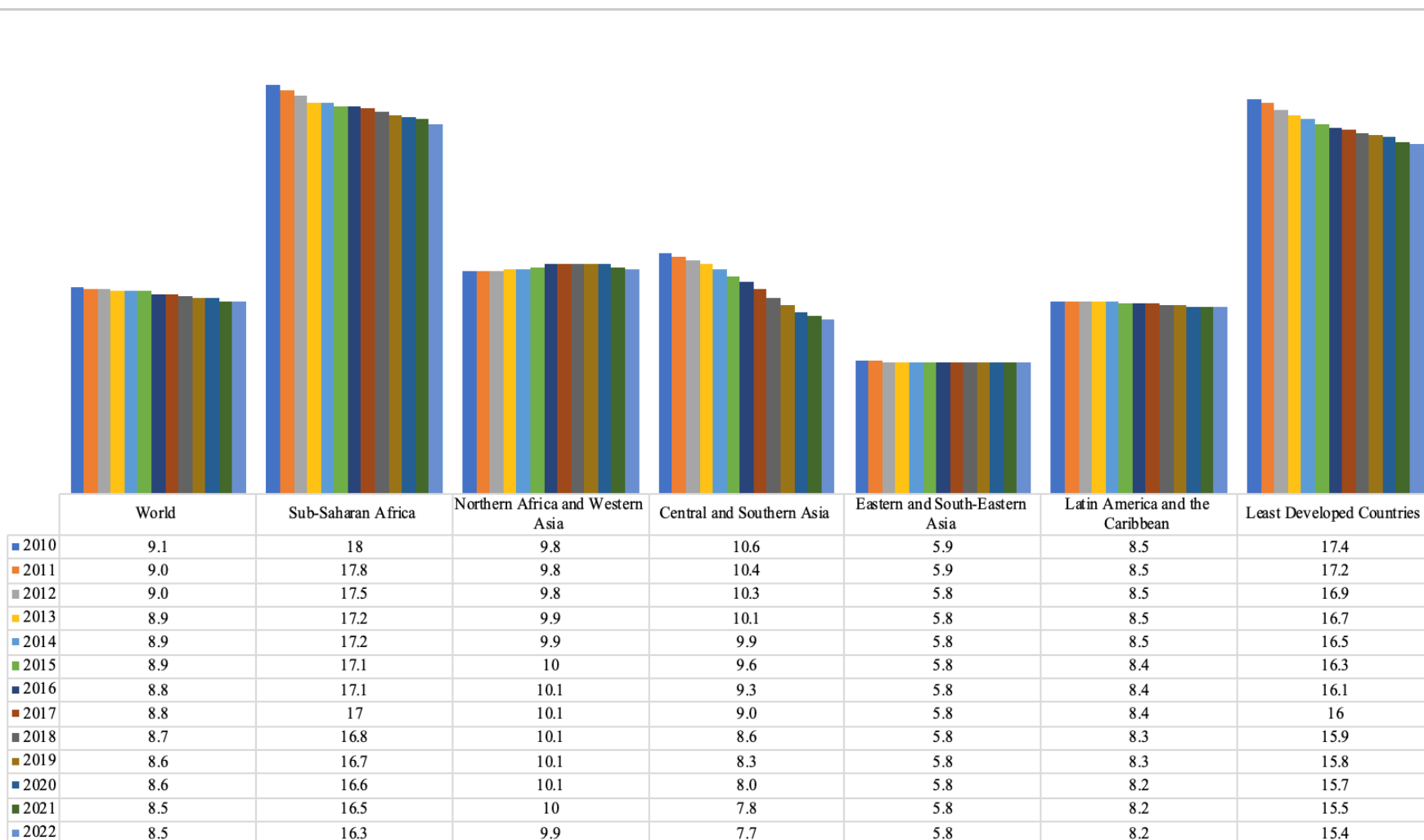
Disaggregation: Age, income, place of residence, geographical location, education, ethnicity (for some countries)

Remarks: UNFPA strategic plan (2018-2021) indicator, Global child marriage programme phase II results framework indicator

Indicator	Baseline	2025 target	Progress as of 2022	2030 target
IM4: Proportion of girls and women aged 15-49 years who have undergone female genital mutilation/cutting, by age	Sub Saharan Africa 29.2% Northern Africa 83% (2016)	Sub-Saharan Africa 14% Northern Africa 42%	Sub Saharan Africa 24.7% Northern Africa 74% (2021)	Ending female genital mutilation by 2030

Complementary indicator: UNICEF Sustainable Development Goal target: 5.3 Eliminate all harmful practices, such as child, early and forced marriage and female genital mutilation Sustainable Development Goal indicator: 5.3.2 Disaggregation: Age, income, place of residence, geographical location, education				
Indicator	Baseline	2025 target	Progress as of 2022	2030 target
IM5: Unmet need for family planning	8.5% (2021)	5%	8.5	Eliminated unmet need family planning

UNFPA strategic plan, 2022-2025, Annex 1: Integrated results and resources framework



Common indicator: None

Related Sustainable Development Goal target: 3.7 By 2030, ensure universal access to sexual and reproductive health care services, including for family planning, information and education, and the integration of reproductive health into national strategies and programmes

Related Sustainable Development Goal indicator: 3.7.1 Proportion of women of reproductive age (aged 15-49 years) who have their need for family planning satisfied with modern methods

Disaggregation: Place of residence, quintile, age, least developed countries, landlocked developing countries, small island developing States, middle-income countries and countries in conflict, post-conflict and vulnerable situations
Remarks: Direct measurement of the transformative result: “End the unmet need for family planning”; Family Planning 2030 core indicator; *UNFPA Supplies Partnership* programme indicator; UNFPA strategic plan (2018-2021) indicator

Indicator	Baseline	2025 target	Progress as of 2022	2030 target
IM6: Proportion of the population living below the international poverty line by sex, age, employment status and geographic location (urban/rural)	7.2% ² (2020)	5.2%	6.9% ³ (2021) [6.5% male] [7.1% female]	3%

Common indicator: UNDP, UN-Women
Sustainable Development Goal target: 1.1 By 2030, eradicate extreme poverty for all people everywhere, currently measured as people living on less than \$1.25 a day
Sustainable Development Goal indicator: 1.1.1
Disaggregation: Sex, age, employment status and geographical location, urban/rural setting
Remarks: In line with the Quadrennial Comprehensive Policy Review: focusing on the eradication of poverty in its all forms and dimensions



Outcome 1: By 2025, the reduction in the unmet need for family planning has accelerated
 Indicative resources (in millions of dollars): Total: 1,719.0 (39 per cent)⁴

Indicator	Baseline	2025 target	Progress as of 2022	2030 target
OC1: Annual rate of reduction of unmet need for family planning	0.33% (20018-2021)	13% (2021-2025)	0% (2021-2022)	34% (2025-2030)

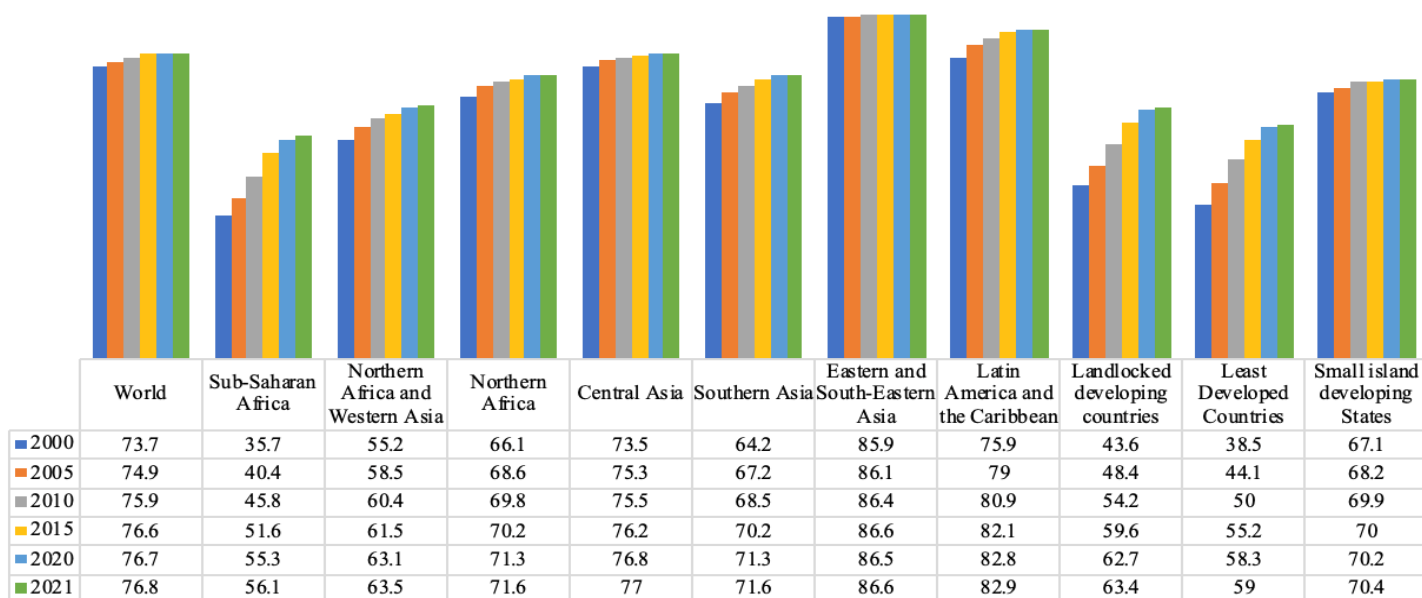
Common indicator: None
Related Sustainable Development Goal target: 3.7 By 2030, ensure universal access to sexual and reproductive health care services, including for family planning, information and education, and the integration of reproductive health into national strategies and programmes
Related Sustainable Development Goal indicator: 3.7.1 Proportion of women of reproductive age (aged 15-49 years) who have their need for family planning satisfied with modern methods
Disaggregation: Age, marital status, socio-economic status, location, least developed countries, landlocked developing countries, small island developing States, middle-income countries and countries in conflict, post-conflict and vulnerable situations

² Number reflects employed populations below the poverty line.
³ Number reflects employed populations below the poverty line.
⁴ The numbers do not add up to 100. There is 1 per cent budget assigned for organizational effectiveness and efficiency (programme).

UNFPA strategic plan, 2022-2025, Annex 1: Integrated results and resources framework

Remarks: Direct measurement of the transformative result “end the unmet need for family planning”: Family Planning 2030 core indicator; an indicator of the *UNFPA Supplies Partnership* programme; UNFPA strategic plan (2018-2021) indicator

Indicator	Baseline	2025 target	Progress as of 2022	2030 target
OC2: Proportion of women of reproductive age (aged 15-49 years) who have their need for family planning satisfied with modern methods	76.7% (2020)	77.2%	76.8% (2021)	77.8%



Common indicator: WHO (General Programme of Work 2018-2023 indicator)

Sustainable Development Goal target: 3.7 By 2030, ensure universal access to sexual and reproductive health care services, including for family planning, information and education, and the integration of reproductive health into national strategies and programmes

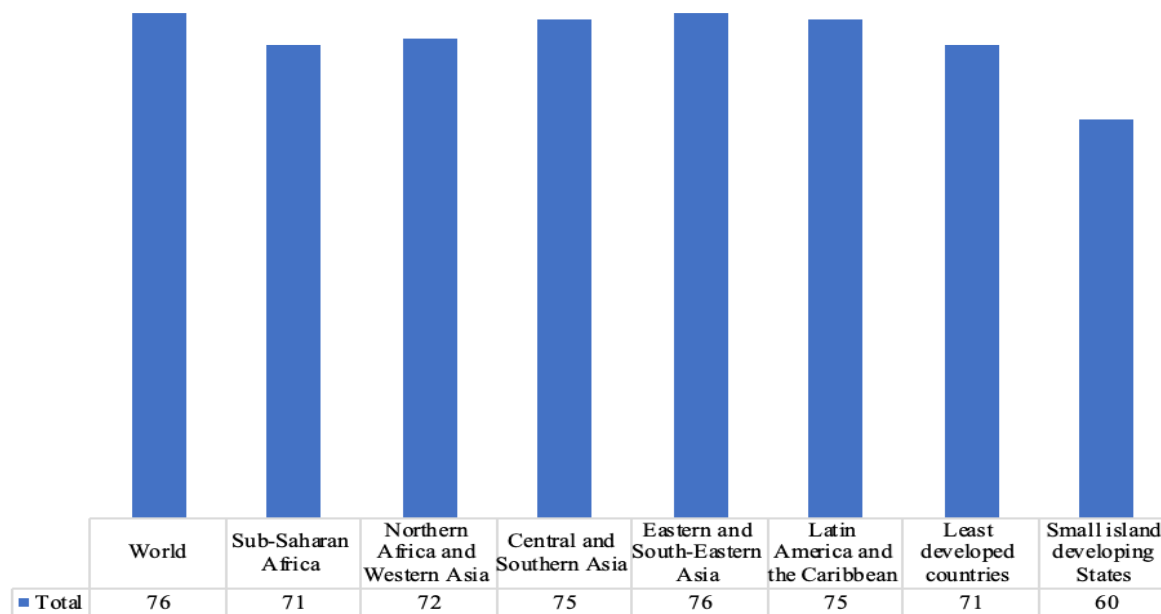
Sustainable Development Goal indicator: 3.7.1

Disaggregation: Countries under the *UNFPA Supplies Partnership* programme, least developed countries, landlocked developing countries, small island developing States, middle-income countries and countries in conflict, post-conflict and vulnerable situations

Remarks: Family Planning 2030 core indicator

Indicator	Baseline	2025 target	Progress as of 2022	2030 target
OC3: Percentage of countries where 60% of service delivery points reporting no stock out of any contraceptives	60% (n=40)	70%	50% (n=84)	85%
<p>Common indicator: None Sustainable Development Goal target: 3.7 By 2030, ensure universal access to sexual and reproductive health care services, including for family planning, information and education, and the integration of reproductive health into national strategies and programmes Sustainable Development Goal indicator: 3.7.1 Disaggregation: Countries under the <i>UNFPA Supplies Partnership</i> programme, least developed countries, landlocked developing countries, small island developing States, countries in conflict, post-conflict and vulnerable situations Remarks: Family Planning 2030 core indicator</p>				
Indicator	Baseline	2025 target	Progress as of 2022	2030 target
OC4: Percentage of countries where there is at least 85% of (a) three primary service delivery points; and (b) secondary and tertiary service delivery points have at least three five modern family-planning methods available ⁵	78.8% (n=33) 51.5% (n=33)	84.2% 60.2%	62% (n=94) 54% (n=87)	86.5% 65%
<p>Common indicator: None Sustainable Development Goal target: 3.7 By 2030, ensure universal access to sexual and reproductive health care services, including for family planning, information and education, and the integration of reproductive health into national strategies and programmes Sustainable Development Goal indicator: 3.7.1 Disaggregation: Countries under the <i>UNFPA Supplies Partnership</i> programme, urban-rural, least developed countries, landlocked developing countries, small island developing States, countries in conflict, post-conflict and vulnerable situations Remarks: Family Planning 2030 core indicator</p>				
Indicator	Baseline	2025 target	Progress as of 2022	2030 target
OC5: Number of countries with laws and regulations that guarantee full and equal access to women and men aged 15 years and older to sexual and reproductive health care, information and education	76	79	76	85

⁵ Indicator wording presented at the second regular session, 2021 has edited to update the number of family planning methods available at the secondary and tertiary service delivery points.



Common indicator: None

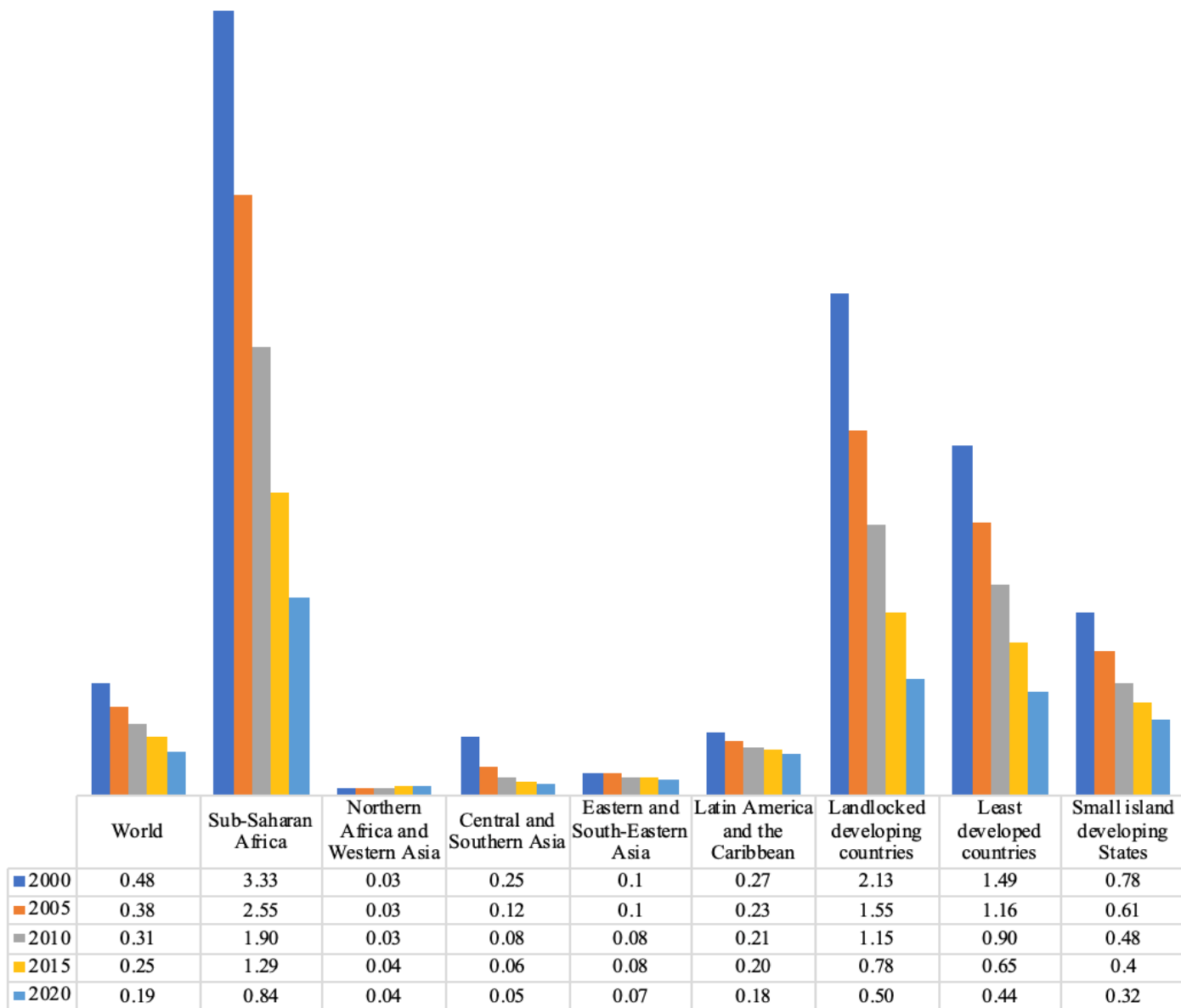
Sustainable Development Goal target: 5.6 Ensure universal access to sexual and reproductive health and reproductive rights, as agreed and in accordance with the ICPD Programme of Action and the Beijing Platform for Action and the outcome documents of their review conferences

Sustainable Development Goal indicator: 5.6.2

Disaggregation: Region, least developed countries, landlocked developing countries, small island developing States, middle-income countries and countries in conflict, post-conflict and vulnerable situations

Remarks: Complementary indicator with UNICEF

Indicator	Baseline	2025 target	Progress as of 2022	2030 target
OC6: Number of new HIV infections per 1,000 uninfected population, by sex, age and key populations	0.19 (2020) Female: 0.19 Male: 0.19 Children: 0.08 Adults: 0.31	0.11	No updated data available	0.02



UNFPA strategic plan, 2022-2025, Annex 1: Integrated results and resources framework

Common indicator: Joint United Nations Programme on HIV/AIDS (UNAIDS), WHO (General Programme of Work 2018-2023 indicator), UNDP, UNICEF, UN-Women
Sustainable Development Goal target: 3.3 By 2030, end the epidemics of AIDS, tuberculosis, malaria and neglected tropical diseases and combat hepatitis, water-borne diseases and other communicable diseases
Sustainable Development Goal indicator: 3.3.1
Disaggregation: Least developed countries, landlocked developing countries, small island developing States, countries in conflict, post-conflict and vulnerable situations; sex, age and key populations
Remarks: UNAIDS Unified Budget, Results and Accountability Framework indicator; UNFPA strategic plan (2018-2021) indicator

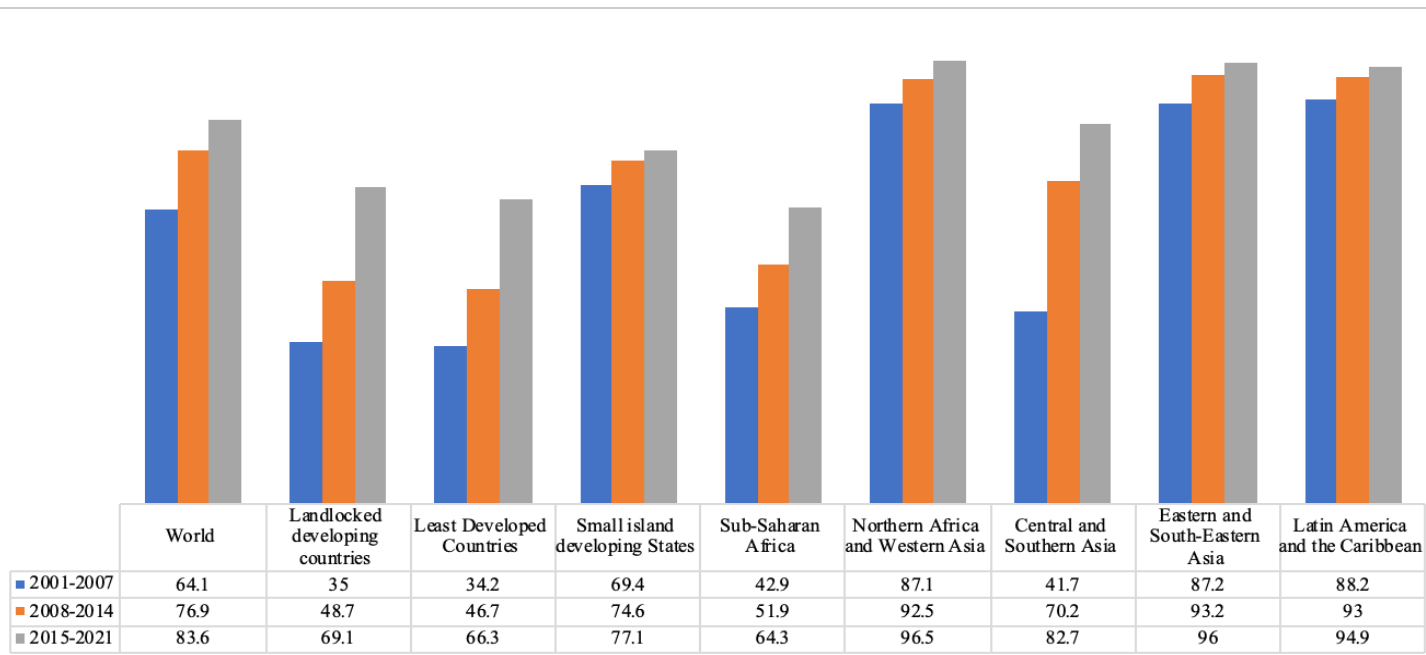
Outcome 2: By 2025, the reduction of preventable maternal deaths has accelerated

Indicative resources (in millions of dollars): Total: 1,504.1 (35 per cent)

Indicator	Baseline	2025 target	Progress as of 2022	2030 target
OC7: Annual rate of reduction of maternal mortality	2.7% (2000-2015)	6.6%	0% (2016-2020)	11.4% (2025-2030)

Common indicator: None
Related Sustainable Development Goal target: 3.1 By 2030, reduce the global maternal mortality ratio to less than 70 per 100,000 live births
Related Sustainable Development Goal indicator: 3.1.1
Disaggregation: Age, parity, location, socio-economic characteristics, least developed countries, landlocked developing countries, small island developing States, middle-income countries and countries in conflict, post-conflict and vulnerable situations
Remarks: Every Woman Every Child framework indicator; Maternal and Newborn Health Thematic Fund; UNFPA strategic plan (2018-2021) indicator.

Indicator	Baseline	2025 target	Progress as of 2022	2030 target
OC8: Proportion of births attended by skilled health personnel	76.9% (2008-2014)	87%	83.6% (2015-2021)	Universal coverage



Common indicator: UNICEF, WHO

Sustainable Development Goal target: 3.1 By 2030, reduce the global maternal mortality ratio to less than 70 per 100,000 live births

Sustainable Development Goal indicator: 3.1.2

Disaggregation: Wealth quintile, residence, age, geographical location, least developed countries, landlocked developing countries, small island developing States, middle-income countries and countries in conflict, post-conflict and vulnerable situations

Remarks: Maternal Newborn Health Thematic Fund indicator; UNFPA strategic plan (2018-2021) indicator

Indicator	Baseline	2025 target	Progress as of 2022	2030 target
OC9: The proportion of births occurring in health facilities	No baseline	To be defined by the end of 2023	65% ⁶	To be defined by the end of 2023

⁶ Captures proportion of UNFPA programme countries reported at least 60 per cent of birth occurring in health facilities

UNFPA strategic plan, 2022-2025, Annex 1: Integrated results and resources framework

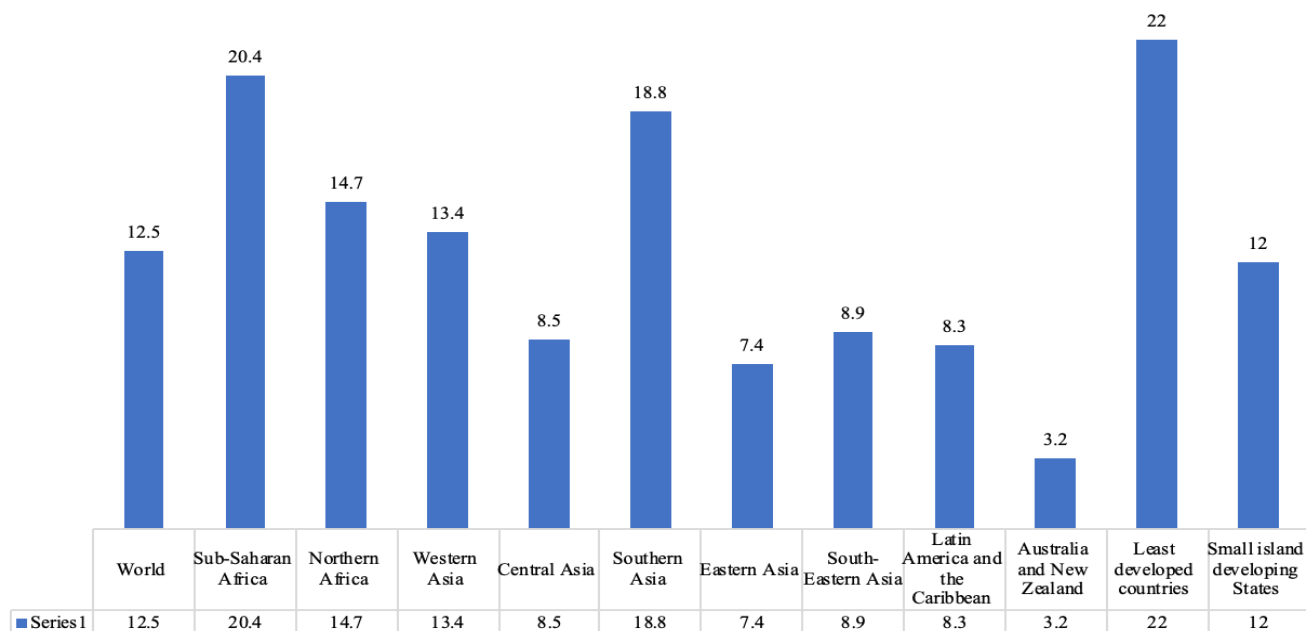
<p>Common indicator: WHO Related Sustainable Development Goal target: 3.3.1 By 2030, reduce the global maternal mortality ratio to less than 70 per 100,000 live births Related Sustainable Development Goal indicator: By 2030, reduce the global maternal mortality ratio to less than 70 per 100,000 live births Disaggregation: Age, socio-economic situation, baby-friendly institutions, facility type, geographic location, parity Remarks: None</p>				
Indicator	Baseline	2025 target	Progress as of 2022	2030 target
OC10: Number of unsafe abortions averted	21.9 million ⁷ (2018-2021)	30 million (2022-2025)	3.7 million (2022)	90 million (2018-2030)
<p>Common indicator: None Related Sustainable Development Goal target: 3.1 By 2030, reduce the global maternal mortality ratio to less than 70 per 100,000 live births; 3.7 By 2030, ensure universal access to sexual and reproductive health care services, including for family planning, information and education, and the integration of reproductive health into national strategies and programmes Related Sustainable Development Goal indicator: 3.1.1 Maternal mortality ratio; 3.7.1 Proportion of women of reproductive age (aged 15-49 years) who have their need for family planning satisfied with modern methods Disaggregation: None Remarks: Model-based estimates; Family Planning 2030 indicator</p>				
<p>Outcome 3: By 2025, the reduction in gender-based violence and harmful practices has accelerated Indicative resources (in millions of dollars): Total: 1,074.4 (25 per cent)</p>				
Indicator	Baseline	2025 target	Progress as of 2022	2030 target
OC11: Rate of reduction of the proportion of women aged 15-49 years who have undergone female genital mutilation/cutting ⁸	Sub-Saharan Africa: 9% (2011-2016) Northern Africa: 6% (2011-2016)	To be defined by the end of 2023	Sub-Saharan Africa: 15% (2016-2021) Northern Africa: 11% (2016-2021)	To be defined by the end of 2023
<p>Common indicator: None Related Sustainable Development Goal target: 5.3 Eliminate all harmful practices, such as child, early and forced marriage and female genital mutilation Related Sustainable Development Goal indicator: 5.3.2 Disaggregation: Age, income, place of residence, geographical location, education, least developed countries, landlocked developing countries, small island developing States, middle-</p>				

⁷ Limited to UNFPA programme countries

⁸ Indicator wording presented at the second regular session, 2021 has edited to update the age range

income countries and countries in conflict, post-conflict and vulnerable situations Remarks: UNICEF-UNFPA joint programme on female genital mutilation/cutting, phase III indicator				
Indicator	Baseline	2025 target	Progress as of 2022	2030 target
OC12: Rate of reduction of the proportion of women aged 20-24 years who were married or in a union	Before age 15: 1.1% (2011-2016) Before age 18: 6% (2011-2016)	Before age 15: 11% Before age 18: 14%	Before age 15: 2% (2016-2021) Before age 18: 9% (2016-2021)	Before age 15: 22% Before age 18: 48%
Common indicator: UNICEF, UN-Women Sustainable Development Goal target: 5.3 Eliminate all harmful practices, such as child, early and forced marriage and female genital mutilation Sustainable Development Goal indicator: 5.3.1 Disaggregation: before the age of 15 and 18, income, place of residence, geographical location, education, ethnicity (for some countries), least developed countries, landlocked developing countries, small island developing States, middle-income countries and countries in conflict, post-conflict and vulnerable situations Remarks: UNFPA strategic plan (2018-2021) indicator				
Indicator	Baseline	2025 target	Progress as of 2022	2030 target
OC13: Proportion of ever-partnered women and girls aged 15 years and older subjected to physical, sexual or psychological violence by a current or former intimate partner in the previous 12 months, by age and place of occurrence	12.5% (2018)	6%	12.5% (2018)	Less than 1% (Eliminated all forms of violence against all women and girls)

UNFPA strategic plan, 2022-2025, Annex 1: Integrated results and resources framework



Common indicator: UN-Women, WHO (General Programme of Work 2018-2023 indicator)

Sustainable Development Goal target: 5.2: Eliminate all forms of violence against all women and girls in the public and private spheres, including trafficking and sexual and other types of exploitation

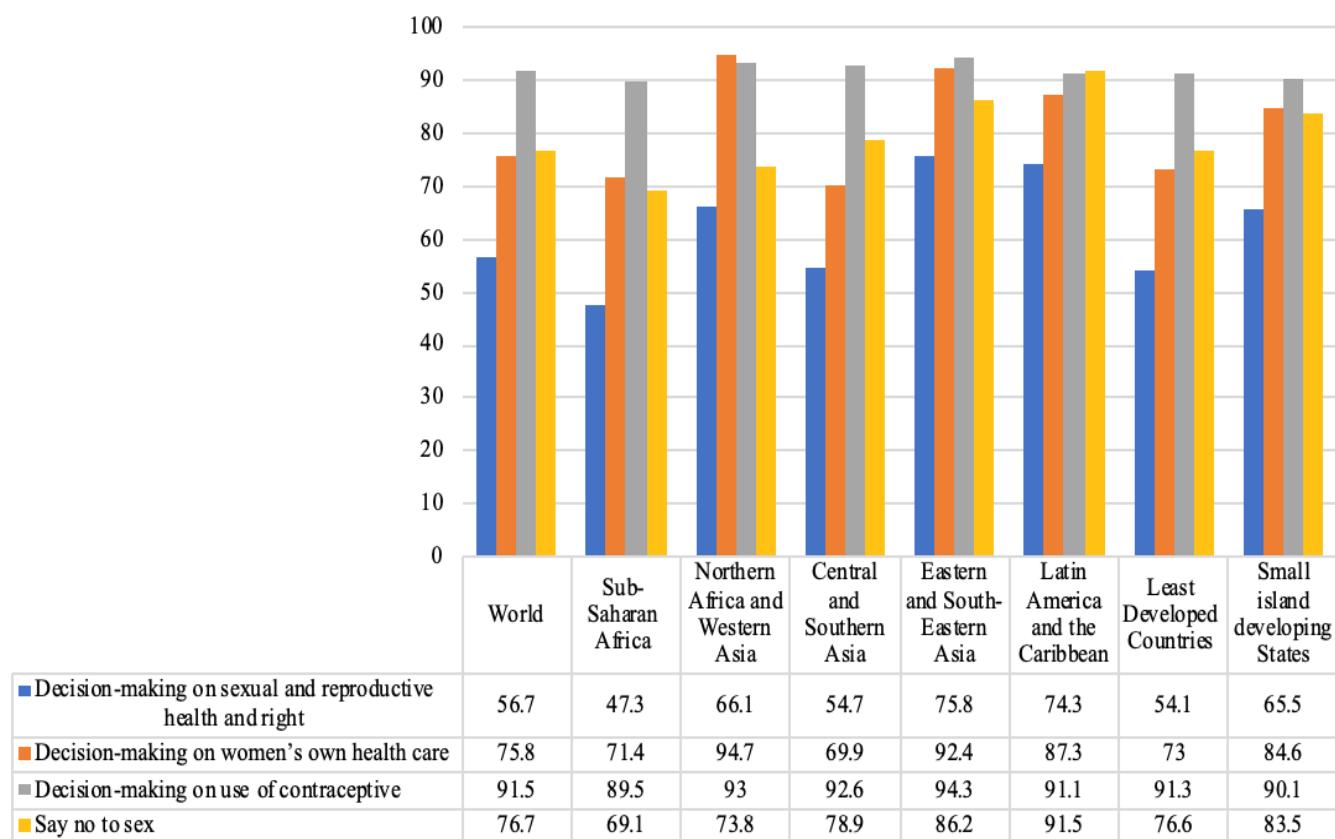
Sustainable Development Goal indicator: 5.2.1, 5.2.2

Disaggregation: Form of violence, age, least developed countries, landlocked developing countries, middle-income countries and small island developing States, countries in conflict, post-conflict and vulnerable situations

Remarks: UNFPA strategic plan (2018-2021) indicator, complementary indicator with UNICEF

Indicators common to all three outcomes

Indicator	Baseline	2025 target	Progress as of 2022	2030 target
OC14: Proportion of women aged 15-49 years who make their own informed decisions regarding sexual relations, contraceptive use and reproductive health care	57% (2022)	61%	56% (2023)	70%



Common indicator: UN-Women, WHO (General Programme of Work 2018-2023 indicator), UNICEF

Sustainable Development Goal target: 5.6: Ensure universal access to sexual and reproductive health and reproductive rights as agreed and in accordance with the ICPD Programme of Action and the Beijing Platform for Action and the outcome documents of their review conferences

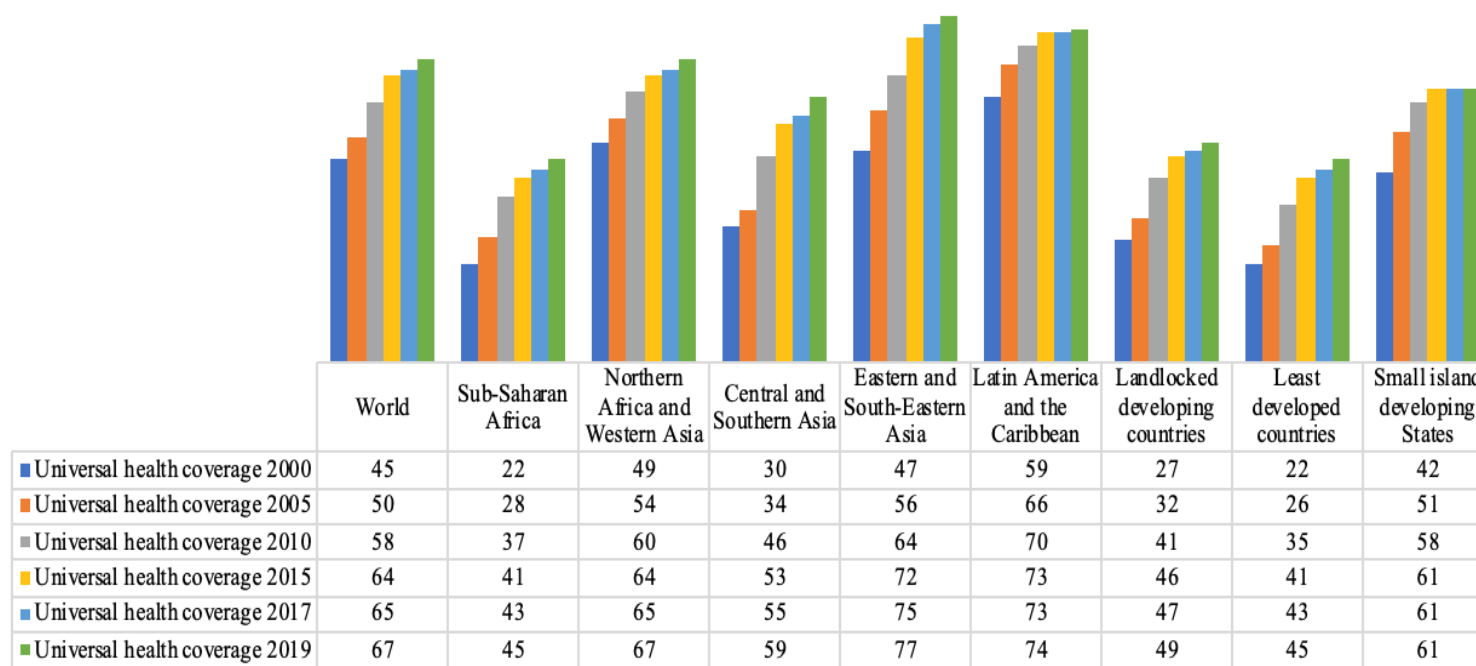
Sustainable Development Goal indicator: 5.6.1

Disaggregation: Age, least developed countries, landlocked developing countries, small island developing States, middle-income countries and countries in conflict, post-conflict and vulnerable situations

Indicator	Baseline	2025 target	Progress as of 2022	2030 target
-----------	----------	-------------	---------------------	-------------

UNFPA strategic plan, 2022-2025, Annex 1: Integrated results and resources framework

OC15: Coverage of essential health services	67 ⁹ (2019)	85	No updated data available	Universal coverage
---	------------------------	----	---------------------------	--------------------



Common indicator: WHO, UNICEF

Sustainable Development Goal target: 3.8 Achieve universal health coverage, including financial risk protection, access to quality essential health care services and access to safe, effective, quality and affordable essential medicines and vaccines for all

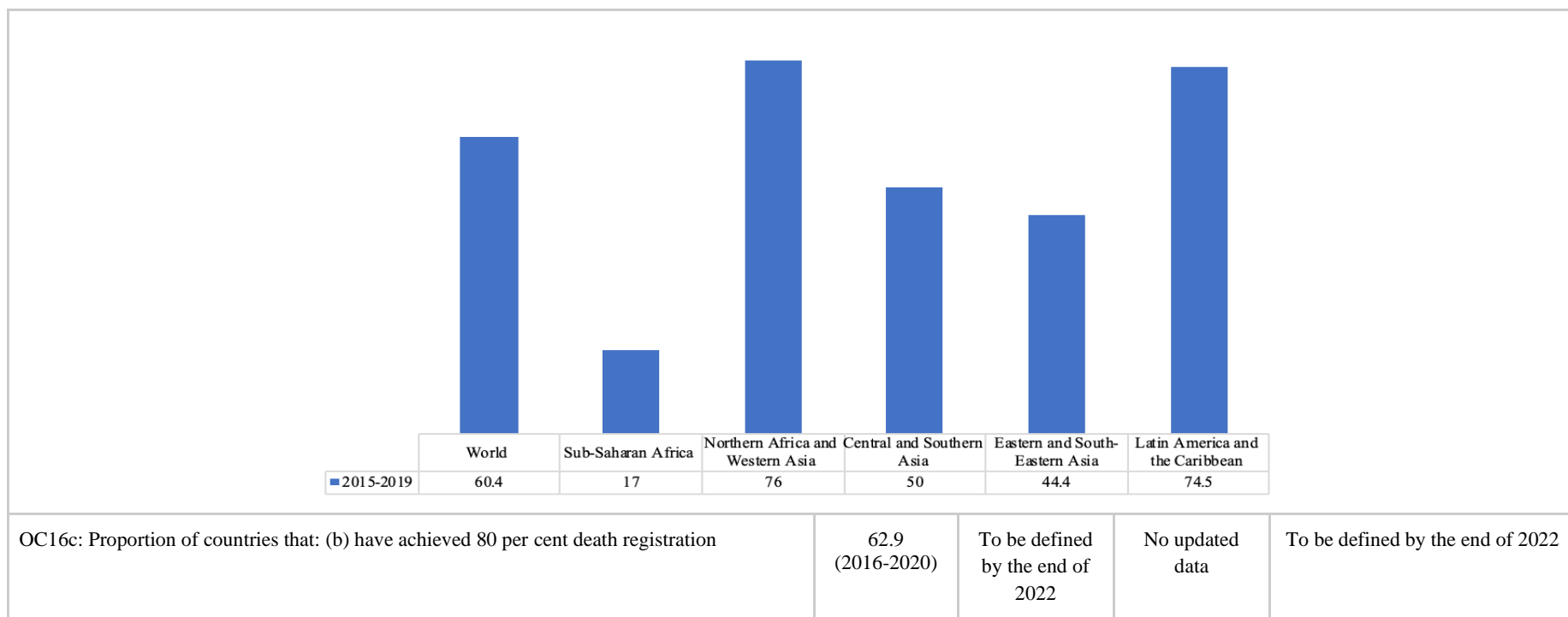
Sustainable Development Goal indicator: 3.8.1. This indicator will also link with indicator 3.8.2 — the proportion of the population that spends a large amount of household income on health

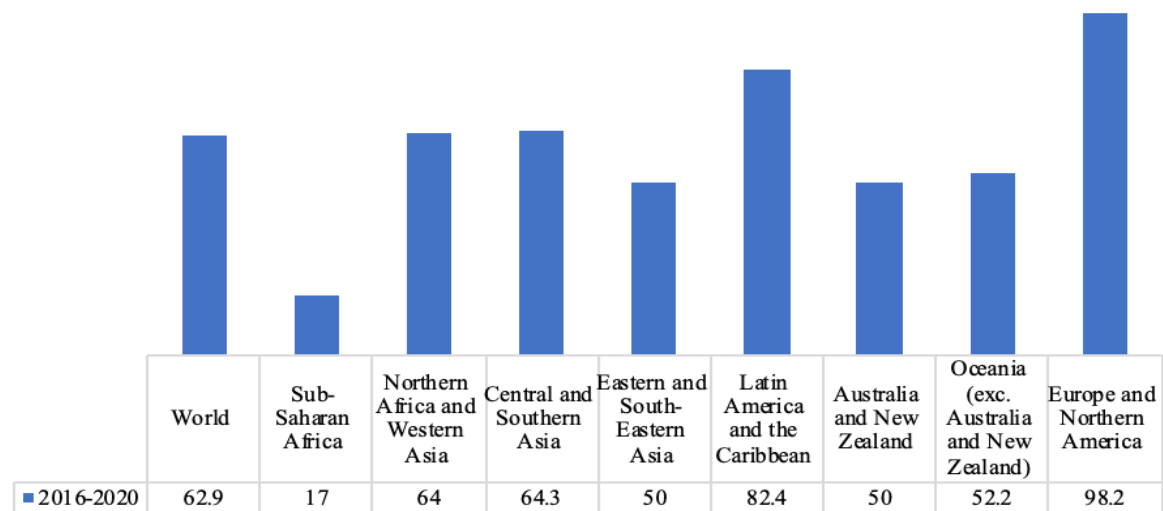
Disaggregation: Reproductive, maternal, newborn and child health index, least developed countries, landlocked developing countries, small island developing States, middle-income countries and countries in conflict, post-conflict and vulnerable situations

⁹ Universal health coverage (UHC) service coverage index

Indicator	Baseline	2025 target	Progress as of 2022	2030 target																				
OC16a: Proportion of countries that: (a) have conducted at least one population and housing census during the last 10 years:	86.1% (2010-2019) n=205	90%	No updated data	To be defined by the end of 2022																				
<table border="1" data-bbox="562 803 1587 959"> <thead> <tr> <th></th> <th>World</th> <th>Sub-Saharan Africa</th> <th>Northern Africa and Western Asia</th> <th>Central and Southern Asia</th> <th>Eastern and South-Eastern Asia</th> <th>Latin America and the Caribbean</th> <th>Australia and New Zealand</th> <th>Oceania (exc. Australia and New Zealand)</th> <th>Europe and Northern America</th> </tr> </thead> <tbody> <tr> <td>■ 2010-2019</td> <td>86.1</td> <td>70.6</td> <td>64.0</td> <td>71.4</td> <td>100.0</td> <td>94.0</td> <td>100.0</td> <td>100.0</td> <td>96.4</td> </tr> </tbody> </table>						World	Sub-Saharan Africa	Northern Africa and Western Asia	Central and Southern Asia	Eastern and South-Eastern Asia	Latin America and the Caribbean	Australia and New Zealand	Oceania (exc. Australia and New Zealand)	Europe and Northern America	■ 2010-2019	86.1	70.6	64.0	71.4	100.0	94.0	100.0	100.0	96.4
	World	Sub-Saharan Africa	Northern Africa and Western Asia	Central and Southern Asia	Eastern and South-Eastern Asia	Latin America and the Caribbean	Australia and New Zealand	Oceania (exc. Australia and New Zealand)	Europe and Northern America															
■ 2010-2019	86.1	70.6	64.0	71.4	100.0	94.0	100.0	100.0	96.4															
OC16b: Proportion of countries that: (b) have achieved 100 per cent birth registration	59.6 (2015-2019) n=147	To be defined by the end of 2022	No updated data	To be defined by the end of 2022																				

UNFPA strategic plan, 2022-2025, Annex 1: Integrated results and resources framework





Common indicator: None

Sustainable Development Goal target: 17.19 By 2030, build on existing initiatives to develop measurements of progress on sustainable development that complement gross domestic product, and support statistical capacity-building in developing countries

Sustainable Development Goal indicator: 17.19.2

Disaggregation: Region, least developed countries, landlocked developing countries, small island developing States, middle-income countries and countries in conflict, post-conflict and vulnerable situations

Remarks: Complementary indicator with UNICEF

Indicator	Baseline	2025 target	Progress as of 2022	2030 target
OC17: Proportion of population expected to be counted in the 2020 census round (2015-2024) that is actually counted	58.2% (2021)	96.2% (2024) ¹⁰	68.1%	75% ¹¹

¹⁰ This is the target for 2024, which marks the end of the 2020 census round. The 2030 census round begins in 2025. Based on the assumption that all countries that currently have a census date between now and 2024 will proceed to conduct a census by 2024, and also that countries currently with no date but that conducted a census in the 2010 round will also conduct a census by 2024

¹¹ Based on the assumption of same implementation rate as for the 2020 round.

UNFPA strategic plan, 2022-2025, Annex 1: Integrated results and resources framework

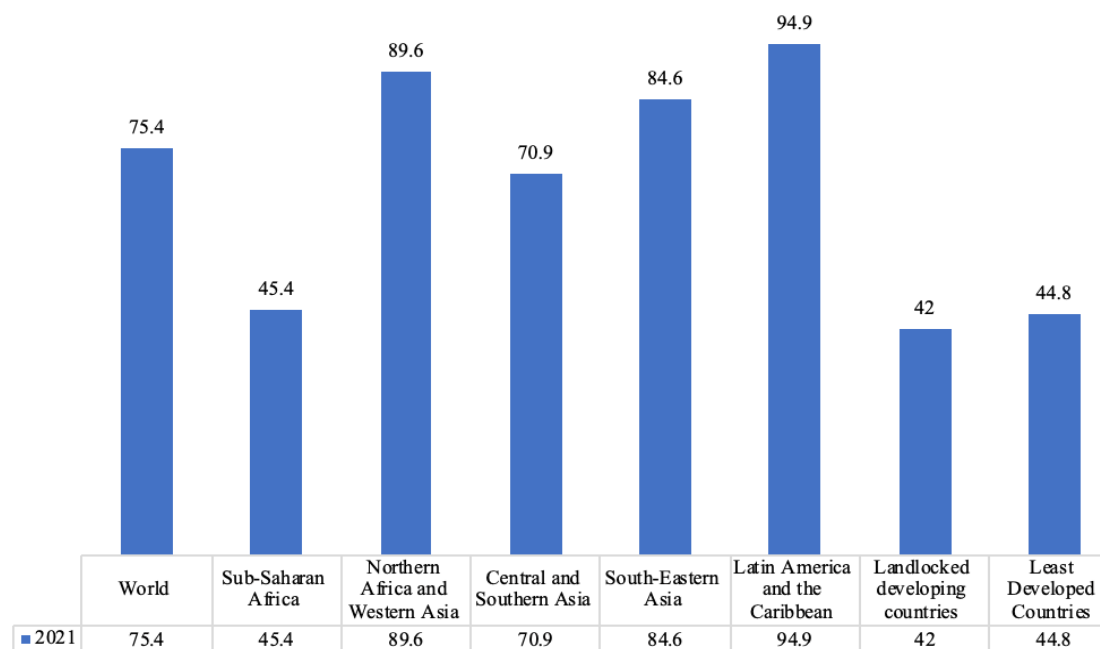
Common indicator: None

Related Sustainable Development Goal target: 17.19 By 2030, build on existing initiatives to develop measurements of progress on sustainable development that complement gross domestic product, and support statistical capacity-building in developing countries

Related Sustainable Development Goal indicator: 17.19.2 Proportion of countries that: (a) have conducted at least one population and housing census during the last 10 years; and (b) have achieved 100 per cent birth registration and 80 per cent death registration

Disaggregation: By region

Indicator	Baseline	2025 target	Progress as of 2022	2030 target
OC18: Proportion of children under five years of age whose births have been registered with a civil authority, by age	73.3 (2020)	80	75.4 (2021)	All birth registered



Common indicator: UNICEF

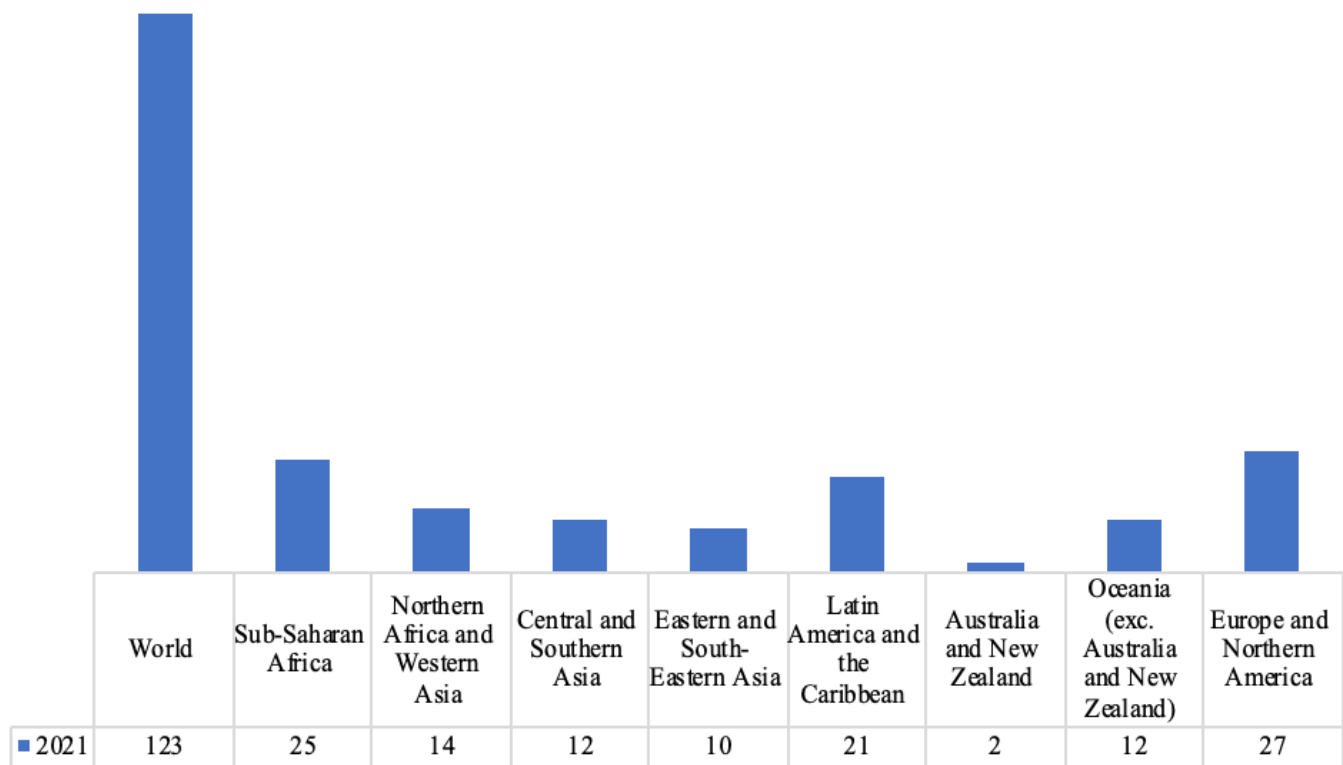
Sustainable Development Goal target: 16.9 By 2030, provide legal identity for all, including birth registration

Sustainable Development Goal indicator: 16.9.1

Disaggregation: Sex, age, income, place of residence, least developed countries, landlocked developing countries, small island developing States, middle-income countries and countries

in conflict, post-conflict and vulnerable situations

Indicator	Baseline	2025 target	Progress as of 2022	2030 target
OC19: Number of countries that adopt and implement national disaster risk reduction strategies in line with the Sendai Framework for Disaster Risk Reduction 2015–2030	118	150	123 (2021)	All countries



Common indicator: UNDP

Sustainable Development Goal target: 13.1 Strengthen resilience and adaptive capacity to climate-related hazards and natural disasters in all countries

UNFPA strategic plan, 2022-2025, Annex 1: Integrated results and resources framework

<p>Sustainable Development Goal indicator: 13.1.2 Disaggregation: By SDG region Remarks: Complementary indicator with UNICEF</p>				
Indicator	Baseline	2025 target	Progress as of 2022	2030 target
OC20: Youth empowerment index	0.6130 (n=141) ¹²	0.624	Reported at the mid point of the plan	0.651
<p>Common indicator: None Related Sustainable Development Goal target: 3.1.1 Maternal mortality ratio; 3.7.1 Proportion of women of reproductive age (aged 15-49 years) who have their need for family planning satisfied with modern methods; 5.2.1 Proportion of ever-partnered women and girls aged 15 years and older subjected to physical, sexual or psychological violence by a current or former intimate partner in the previous 12 months, by the form of violence and by age; 5.3.1 Proportion of women aged 20-24 years who were married or in a union before age 15 and before age 18; 5.3.2 Proportion of girls and women aged 15-49 years who have undergone female genital mutilation/cutting, by age Related Sustainable Development Goal indicator: 3.7 By 2030, ensure universal access to sexual and reproductive health care services, including for family planning, information and education, and the integration of reproductive health into national strategies and programmes; 3.1 By 2030, reduce the global maternal mortality ratio to less than 70 per 100,000 live births; 5.3 Eliminate all harmful practices, such as child, early and forced marriage and female genital mutilation; 5.2 Eliminate all forms of violence against all women and girls in the public and private spheres, including trafficking and sexual and other types of exploitation Disaggregation: Country, least developed countries, landlocked developing countries, small island developing States, countries in conflict, post-conflict and vulnerable situations Remarks: UNFPA is in the process of developing the methodology for this index. Complementary indicator with UNICEF and the Office of the Secretary-General's Envoy on Youth</p>				
Indicator	Baseline	2025 target	Progress as of 2022	2030 target
OC21: Official Development Assistance dedicated to three transformative results	Not defined	To be estimated by the end of 2023	Family planning - \$1.39 billion (2021) Maternal health: not available Gender-based violence and harmful	To be defined by the end of 2023

¹² Limited to UNFPA programme countries

			practices -not available	
<p>Common indicator: Partially shared with UN-Women</p> <p>Related Sustainable Development Goal target: 17.2 Developed countries to implement fully their official development assistance commitments, including the commitment by many developed countries to achieve the target of 0.7 per cent of gross national income for official development assistance (ODA/GNI) to developing countries and 0.15 to 0.20 per cent of ODA/GNI to least developed countries; ODA providers are encouraged to consider setting a target to provide at least 0.20 per cent of ODA/GNI to least developed countries</p> <p>Related Sustainable Development Goal indicator: 17.2.1 Net official development assistance, total and to least developed countries, as a proportion of the Organization for Economic Cooperation and Development (OECD) Development Assistance Committee donors' gross national income (GNI)</p> <p>Disaggregation: Transformative result, least developed countries, landlocked developing countries, small island developing States, countries in conflict, post-conflict and vulnerable situations</p>				



Output 1: Policy and Accountability

By 2025, improved integration of sexual and reproductive health and reproductive rights, as well as the prevention of and response to gender-based violence and harmful practices, into universal health coverage-related policies and plans, and other relevant laws, policies, plans, and accountability frameworks

ID	Indicator	Baseline	2022 Target	2022 actual	2023 Target	2024 Target	2025 Target
OP1.1	<p>Sexual and reproductive health integrated into universal health coverage</p> <p>Proportion of countries that have integrated sexual and reproductive health and rights, as well as the prevention and response to gender-based violence and harmful practices into the universal health coverage-related policies and plans, and other relevant laws, policies, plans, and accountability frameworks (WHO)</p> <p><i>Disaggregation: transformative result, sexual and reproductive health element, least developed countries, landlocked developing countries, small island developing States, middle-income countries and countries in conflict, post-conflict and vulnerable situations</i></p>	45%	48%	59%	54%	55%	85%
	<p><i>Sub indicator 1.1a:</i> The proportion of countries that have integrated family planning into the universal health coverage-related policies and plans, and other relevant laws, policies, plans, and accountability frameworks</p>	72%	75%	To be reported from 2023 onwards	78%	82%	85%

UNFPA strategic plan, 2022-2025, Annex 1: Integrated results and resources framework

<p>OP1.2</p>	<p>Resources for transformative results</p> <p>Proportion of countries that increased domestic resources for (a) sexual and reproductive health, including (and differentiated for) family planning; and (b) gender-based violence and harmful practices (WHO, Global Financing Facility, UN-Women)</p> <p><i>Disaggregation: transformative result, least developed countries, landlocked developing countries, small island developing States, middle-income countries and countries in conflict, post-conflict and vulnerable situations</i></p>	<p>Not available¹³</p>	<p>To be defined by the end 2022</p>	<p>To be reported from 2023 onwards</p>	<p>To be defined by the end 2022</p>	<p>To be defined by the end 2022</p>	<p>To be defined by the end 2022</p>
<p>OP1.3</p>	<p>Sexual and reproductive health in risk pooling and pre-payment schemes</p> <p>Proportion of countries where essential sexual and reproductive services are included as part of their financial protection mechanisms and/or risk pooling and/or pre-payment schemes</p> <p><i>Disaggregation: transformative result, least developed countries, landlocked developing countries, small island developing States, middle-income countries and countries in conflict, post-conflict and vulnerable situations</i></p> <p><i>Note/ Gauge effective access for those in wealth quintiles 4 and 5 (including free or subsidised access to low level or non-contributors</i></p>	<p>66%</p>	<p>66%</p>	<p>67%</p>	<p>67%</p>	<p>70%</p>	<p>79%</p>
	<p><i>Sub indicator 1.3a:</i> Proportion of countries where family planning interventions are included as part of their financial protection mechanisms and/or risk pooling and/or pre-payment schemes</p>	<p>54%</p>	<p>60%</p>	<p>To be reported from 2023 onwards</p>	<p>65%</p>	<p>70%</p>	<p>79%</p>
<p>OP1.4</p>	<p>Youth sexual and reproductive health in policies</p> <p>Proportion of countries in which sexual and reproductive health and rights is integrated into the national youth-related policies, development plans or strategies (ILO, UNICEF)</p> <p><i>Disaggregation: Family planning, least developed countries, landlocked developing countries, small island developing States, middle-income countries and countries in conflict, post-conflict and vulnerable situations</i></p>	<p>55%</p>	<p>55%</p>	<p>64%</p>	<p>60%</p>	<p>65%</p>	<p>76%</p>
	<p><i>Sub indicator 1.4a:</i> Proportion of countries where family planning interventions are included as part of their national youth-related policies, development plans or strategies</p>	<p>47%</p>	<p>52%</p>	<p>To be reported from 2023</p>	<p>60%</p>	<p>70%</p>	<p>76%</p>

¹³ UNFPA is in the process of establishing new partnership to track the resources for three transformative results

				onwards			
OP1.5	Tracking new national commitments (during 2021-2025) for achieving transformative results¹⁴						
	OP 1.5a: Number of countries have made a national commitment to end preventable maternal deaths through a costed national action plan/s, strategy, laws, political commitment or any other mechanism (UNICEF, UN-Women)	44 (2021)	46	54	55	58	76
	OP 1.5b: Number of countries have made a national commitment to end unmet need for family planning through a costed national action plan/s, strategy, laws, political commitment or any other mechanism (UNICEF, UN-Women)	49 (2021)	53	53	61	64	83
	OP 1.5b: Number of countries have made a national commitment to end gender-based violence through a costed national action plan/s, strategy, laws, political commitment or any other mechanism (UNICEF, UN-Women)	54 (2021)	58	60	63	65	82
	OP 1.5c: Number of countries have made a national commitment to end child early and forced marriage through a costed national action plan/s, strategy, laws, political commitment or any other mechanism (UNICEF, UN-Women) <i>Contribute to the laws and policies pillar of the Spotlight Initiative</i>	34 (2021)	38	42	41	43	57
	OP 1.5c: Number of countries have made a national commitment to end female genital mutilation through a costed national action plan/s, strategy, laws, political commitment or any other mechanism (UNICEF, UN-Women) <i>Contribute to the laws and policies pillar of the Spotlight Initiative</i>	15 (2021)	15	20	16	18	24
	OP 1.5d: Number of countries have made a national commitment to end son preference and gender-biased sex selection through a costed national action plan/s, strategy, laws, political commitment or any other mechanism (UNICEF, UN-Women) <i>Contribute to the laws and policies pillar of the Spotlight Initiative</i>	11 (2021)	13	17	13	13	20

¹⁴ Indicator wording presented at the second regular session, 2021 has edited to reflect ‘number of countries’ instead of ‘proportion of countries’

UNFPA strategic plan, 2022-2025, Annex 1: Integrated results and resources framework

OP1.6	<p>Prioritizing transformative results within global and regional mechanisms</p> <p>Proportion of outcome documents of global and regional intergovernmental processes supported by UNFPA that integrate the commitments related to the achievement of transformative results</p> <p><i>Disaggregated by: Transformative result</i></p>	86% ¹⁵	87%	90%	88%	89%	90%
OP1.7	<p>Supporting multi-stakeholder accountability mechanisms</p> <p>Number of countries that have multiple stakeholder mechanisms that include (a) women-led and youth-led civil society organizations, (b) faith-based organizations, (c) men and boys; (d) people with disabilities; (e) indigenous populations; (f) young people; (g) parliamentarians; (h) media to support the acceleration of transformative results and ICPD Programme of Action (UN-Women, UNICEF, WHO)</p> <p><i>In line with QCPR resolution 75/233 para 39: Strengthening multisectoral and coordinated approaches on prevention and elimination of all forms of violence</i></p>	51%	53%	49%	56%	59%	65%
OP1.8	<p>Accelerating ICPD Programme of Action and transformative results commitments</p> <p>Proportion of voluntary country commitments set for accelerating the implementation of the Programme of Action of the International Conference on Population and Development and the acceleration of the three transformative results operationalized through a budgeted plan or a programme</p> <p><i>Disaggregation: Transformative result</i></p>	9% ¹⁶	83% ¹⁷	23% (n=955) ¹⁸	85%	87%	90%
OP1.9	<p>Transformative results and ICPD Programme of Action integrated into the climate policies</p> <p>Proportion of countries that have integrated sexual and reproductive health and reproductive rights and Programme of Action of the International Conference on Population and Development priorities into the national climate policies.¹⁹ (UNDP, UNEP)</p>	14%	15%	18%	18%	26%	54%

¹⁵ Baseline was calculated based on 15 outcome documents

¹⁶ Baseline adjusted in 2022 to capture only the fully implemented commitments.

¹⁷ Targets set counting fully and partially implemented recommendations. The targets will be adjusted at the midterm review to capture only the fully implemented recommendations. The 2022 target did not count for the overall output achievement

¹⁸ This is the proportion of total Nairobi commitments that focus on voluntary country commitments set for accelerating the implementation of the Programme of Action of the International Conference on Population and Development and the acceleration of the three transformative results operationalized through a budgeted plan or a programme. There were 955 total Nairobi commitments and 224 commitments that qualified for the indicator description.

¹⁹ Indicator wording presented at the second regular session, 2021 has edited to remove disaster risk reduction plans since that is captured in the indicator OP5.8.

	<i>Disaggregation: Transformative result</i>						
OP1.10	Integrating population change within policies related to three transformative results Number of countries with national development plans addressing sexual and reproductive health and reproductive rights and gender equality that explicitly integrate population changes, including changing age structures, population distribution and urbanization	46%	48%	46%	54%	59%	69%
OP1.11	Legal framework for transformative results Number of countries have laws and regulations aligned with international human rights standards that support the realization of universal access to sexual and reproductive health and reproductive rights, including related to one or more of the three transformative results (<i>UN-Women, UNICEF, UNDP</i>)	42%	45%	47%	46%	50%	74%

Output 2: Quality of care and services

By 2025, strengthened capacity of systems, institutions and communities to provide high-quality, comprehensive sexual and reproductive health information and services, including supplies, as well as essential services to address gender-based violence and harmful practices

ID	Indicator	Baseline	2022 target	2022 actual	2023 target	2024 target	2025 target
OP2.1	Met need of midwifery professionals Proportion of countries that meet at least 75% of their requirement of midwifery professionals for the sexual, reproductive, maternal, newborn and adolescent health care (<i>WHO, UNICEF</i>) <i>Disaggregation: least developed countries, landlocked developing countries, small island developing States, middle-income countries and countries in conflict, post-conflict and vulnerable situations</i>	52%	54%	54% ²⁰	60%	61%	84%
OP2.2	Quality midwifery education Percentage of countries with national and/or subnational mechanisms for accreditation of midwife education and training institutions and their programmes in line with International Confederation of Midwives (ICM) standards (<i>WHO</i>)	33%	34%	48%	38%	47%	69%

²⁰ This indicator counts countries that had previously achieved and reported 0 this year, assuming that value is a placeholder for non-reporting

UNFPA strategic plan, 2022-2025, Annex 1: Integrated results and resources framework

	<i>Disaggregation: least developed countries, landlocked developing countries, small island developing States, middle-income countries and countries in conflict, post-conflict and vulnerable situations</i>						
OP2.3	<p>Cervical cancer</p> <p>Proportion of countries where at least 50 per cent of women aged 30-49 years screened for cervical cancer at least once, or more often, and for lower or higher age groups, according to national programmes or policies²¹ (WHO)</p> <p><i>Note: WHO General Programme of Work 2018-2023 indicator</i></p>	Not available	No target set	24%	25%	28%	30%
OP2.4	<p>Service delivery adaptation</p> <p>Number of countries scaled up new adaptations (including innovations) to improve the availability, accessibility, acceptability and quality of services related to transformative results (UN-Women, UNICEF, UNDP, WHO)</p>	43%	45%	45% ²²	50%	55%	78%
OP2.5	<p>Emergency obstetric and newborn care</p> <p>Number of countries with at least 50 per cent of the population covered by functioning emergency obstetric and newborn care health facility within two-hour travel time²³ (UNICEF)</p> <p><i>Disaggregation: least developed countries, landlocked developing countries, small island developing States, middle-income countries and countries in conflict, post-conflict and vulnerable situations</i></p>	10	12	7 ²⁴	15	20	35
OP2.6	<p>Client satisfaction for services</p> <p>2.6a: Proportion of countries have a mechanism for getting routine, patient /client satisfaction modalities for the provision to the services related to sexual and reproductive health, including family planning, gender-based violence and harmful practices (UNICEF, UN-Women)</p>	9%	15%	12%	18%	22%	36%

²¹ Indicator wording presented at the second regular session, 2021 has edited to update the age range to reflect the number of countries instead of measuring the proportion of women.

²² At least one new innovative adaptation in 2022.

²³ Indicator wording presented at the second regular session, 2021 has edited to reflect the number of countries instead of proportion of countries.

²⁴ This data is based on MHTF data with a sample size of 11 countries.

	<i>Disaggregation: By transformative result; Disability; family planning services - including on availability and satisfaction with method choice, method switching and discontinuation, disaggregated for populations served (by age and wealth quintile), also possibly the impact of demand generation/marketing activities,</i>						
	2.6b: Proportion of countries have a mechanism for getting routine client satisfaction modalities for the provision to the services related to gender-based violence	7%	8%	7%	13%	18%	22%
	2.6c: Proportion of countries have a mechanism for getting routine client satisfaction modalities for the provision to the services related to harmful practices	6%	8%	8%	10%	12%	13%
OP2.7	Strengthening of logistic management systems <hr/> Proportion of countries using a functional logistics management information system <i>Disaggregation: least developed countries, landlocked developing countries, small island developing States, middle-income countries and countries in conflict, post-conflict and vulnerable situations</i>	38%	40%	49%	43%	49%	57%
OP2.8	Scaling up maternal death reviews <hr/> Number of countries in which at least 50 per cent of the estimated maternal deaths are notified	No baseline set	No target set	14% (n=29) ²⁵	20%	30%	50%
OP2.9	Gender-based violence information management <hr/> Number of countries where safe and ethical information management systems for gender-based violence incident monitoring and case management are established and/or supported through inter-agency mechanisms <i>(UNICEF, UN-Women)</i>	27%	30%	34%	35%	41%	48%
OP2.10	Scaling up quality service provision <hr/> Proportion of countries in which at least half of the government-led health facilities provide the comprehensive package of sexual and reproductive health <i>Disaggregation: Youth-friendly services, elements of the package</i>	36% (n=60)	47%	45%	48%	55%	82%

²⁵ The progress is limited to the maternal health trust fund countries,.UNFPA is in the process of quality assuring the all country data

UNFPA strategic plan, 2022-2025, Annex 1: Integrated results and resources framework

<p>OP2.11</p>	<p>Benefiting from scaled-up services</p> <p>Number of women, adolescents and youth, including women and young people with disabilities benefited from the high-quality services related to sexual and reproductive health, prevention and protection from gender-based violence (including services related to mental health and psychosocial support), and harmful practices <i>(UNICEF, UN-Women)</i></p> <p><i>Disaggregation: Age, disability, other leaving no one behind factors, including sexual orientation and gender identity, humanitarian context, transformative result, least developed countries, landlocked developing countries, small island developing States, middle-income countries and countries in conflict, post-conflict and vulnerable situations, mental health and psychosocial support</i></p>						
	<p>2.11a: Number of women, adolescents and youth benefited from the high-quality services related to sexual and reproductive health</p>	<p>6.9 million</p>	<p>7 million</p>	<p>21 million</p>	<p>7.5 million</p>	<p>8 million</p>	<p>10 million</p>
	<p>2.11b: Number of women, adolescents and youth benefited from the high-quality services related to prevention and protection from gender-based violence (including services related to mental health and psychosocial support)</p>	<p>1.5 million</p>	<p>2 million</p>	<p>4.2 million</p>	<p>2.5 million</p>	<p>3 million</p>	<p>3.5 million</p>
	<p>2.11c: Number of women, adolescents and youth benefited from the high-quality services related to harmful practices</p>	<p>376,000</p>	<p>400,000</p>	<p>1.4 million</p>	<p>450,000</p>	<p>500,000</p>	<p>550,000</p>
	<p>2.11d: Number of women and young people with disabilities benefited from the high-quality services related to sexual and reproductive health, prevention and protection from gender-based violence (including services related to mental health and psychosocial support), and harmful practices</p>	<p>82,000</p>	<p>85,000</p>	<p>347,000</p>	<p>90,000</p>	<p>95,000</p>	<p>100,000</p>
<p>OP2.12</p>	<p>Adolescent and youth-responsive service provision</p> <p>Proportion of countries with national standards for the provision of sexual and reproductive health services to adolescents aged 10-19 years <i>(WHO, UNICEF)</i></p> <p><i>Disaggregation: Family planning</i> <i>Global adolescent health measurement by the Global Action for Measurement of Adolescent health</i></p>	<p>26%</p>	<p>32%</p>	<p>33%</p>	<p>37%</p>	<p>46%</p>	<p>79%</p>
<p>OP2.13</p>	<p>Access to sexual exploitation and abuse channels</p> <p>Proportion of countries that have a mechanism where women, adolescents and youth have access</p>	<p>25%</p>	<p>31%</p>	<p>38%</p>	<p>37%</p>	<p>41%</p>	<p>72%</p>

	to a safe and accessible channel to report sexual exploitation and abuse (PSEA) (UN-Women, UNICEF)						
OP2.14	Applying GBV minimum standards in emergency contexts Proportion of countries affected by emergencies realizing the inter-agency minimum standards for gender-based violence programming	85% (n=66)	88%	69% (n=52)	91%	92%	94%

Output 3: Gender and social norms output

By 2025, strengthened mechanisms and capacities of actors and institutions to address discriminatory gender and social norms to advance gender equality and women's decision-making

ID	Indicator	Baseline	2022 Target	2022 actual	2023 Target	2024 Target	2025 Target
OP3.1	National and subnational mechanisms to address social and gender norms Proportion of countries with a national or subnational mechanism to address discriminatory gender and social norms, stereotypes, practices and power relations at the individual, social and institutional levels related to three transformative results (UNICEF, UN-Women)	31%	39%	38%	45%	55%	83%
OP3.2	Capacity for changing discriminatory social and gender norms Proportion of countries rolled out the social norm empowerment package that supports women and girls become agents of change promoting egalitarian gender beliefs, social and gender norms (UNICEF, UN-Women)	31%	34%	31%	41%	46%	67%
OP3.3	Availability of platform for dialogues Proportion of countries that have functional diversity inclusive community platforms in reflective dialogue towards eliminating discriminatory social and gender norms, stereotypes and practices, as well as GBV and harmful practices that affect girls and women (UNICEF, UN-Women)	33%	39%	37%	40%	46%	63%
OP3.4	Strengthening social movements Proportion of countries where a strong social movement/s is advocating for tackling harmful social and gender norms, stereotypes and discriminatory practices that support the achievement of the transformative results (UNICEF, UN-Women)	54%	55%	57%	56%	58%	78%

UNFPA strategic plan, 2022-2025, Annex 1: Integrated results and resources framework

OP3.5	Promoting positive masculinities Proportion of countries with a functional national mechanism to engage men’s and boys’ organizations/networks/ coalitions promoting positive masculinities that actively advocate for achieving the transformative results <i>(UNICEF, UN-Women)</i>	14%	26%	17%	28%	37%	71%
OP3.6	Following up human rights recommendations related to social and gender norms and discrimination Proportion of countries that are following up (plan of action, review) accepted recommendations from international and regional human rights mechanisms that are related to discriminatory social/gender norms, stereotypes, and practices and power relations on sexual and reproductive health, gender-based violence and harmful practices <i>(UNICEF, UN-Women)</i>	84%	84%	85%	86%	90%	98%
OP3.7	Collecting and reporting social and gender norm evidence Proportion of countries that collect and report nationally representative evidence on perceptions and attitudes related to gender norms and stereotypes <i>(UNICEF, UN-Women)</i>	19%	20%	25%	24%	29%	54%

Output 4: Population change and data output

By 2025, strengthened data systems and evidence that take into account population changes and other megatrends (including ageing and climate change), in development policies and programmes, especially those related to sexual and reproductive health and reproductive rights

ID	Indicator	Baseline	2022 target	2022 actual	2023 target	2024 target	2025 target
OP4.1	Strengthening health information management information system Proportion of countries in which sexual and reproductive health indicators are routinely collected as part of the national health information system and made publicly available	37%	37%	28%	48%	41%	50%
OP4.2	Strengthening disaggregated incidence data on gender-based violence and harmful practices Proportion of countries that collect, map and report disaggregated data (including by age, sex, race, ethnicity, wealth, disability and other leaving no one behind factors) on the incidence of gender-based violence and harmful practices <i>(UNICEF)</i>	26%	29%	26%	37%	43%	72%

OP4.3	<p>Strengthening capacity to measure population access to essential services related to sexual and reproductive health and reproductive rights</p> <p>Proportion of countries that combine population and health sector data to map geographic access to services related to sexual reproductive health and reproductive rights</p>	35%	35%	40%	37%	46%	64%
OP4.4	<p>Assuring core population data outputs</p> <p>Proportion of countries that produce key population data outputs including sub-national population projections; routine vital statistics reports; census reports on youth, migrants, older persons, and populations living with disability; and population mega-trends, such as mobility, urbanization and climate vulnerability (UNICEF)</p> <p><i>Disaggregation: Population data product (e.g. census thematic reports, vital statistics reports, geospatial disparities reports on three transformative results)</i></p>	76%	78%	59%	83%	86%	93%
OP4.5	<p>Strengthening analysis on population, mega-trends and the three transformative results</p> <p>Proportion of countries conducted population situation analysis on population changes and diversity and the impact of mega-trends, including climate change, on achieving the three transformative results and ICPD Programme of Action</p>	32%	35%	26%	44%	53%	71%
OP4.6	<p>Generating UNFPA-prioritized SDG data</p> <p>Proportion of countries that produced UNFPA-prioritized Sustainable Development Goal indicators domestically (UNDP, UN-Women, UNICEF)</p> <p><i>Disaggregation (if any): By geographic location, age, sex, wealth, disability, and as relevant Partnership with other United Nations organizations</i></p>	10%	14%	12%	14%	15%	15%
OP4.7	<p>Strengthening vulnerability assessments</p> <p>Proportion of countries that conduct vulnerability assessments, mapping or similar evidence gathering to mitigate the potential impact of natural disasters or humanitarian crises on the achievement of the transformative results (UNICEF)</p> <p><i>Disaggregation: Age, sex, disability, ethnicity</i></p>	49%	50%	43%	54%	58%	63%
OP4.8	<p>Strengthening capacity in georeferenced data</p> <p>Proportion of countries that collect and use georeferenced census data</p>	39%	44%	37%	61%	65%	70%

UNFPA strategic plan, 2022-2025, Annex 1: Integrated results and resources framework

OP4.9	<p>Strengthened civil registration and vital statistics systems</p> <p>Proportion of countries that have a national CRVS strategic plan that has adopted a life-course approach to strengthened civil registration and vital statistics systems including birth, marriage, divorce and death, following the United Nations Principles and Recommendations on Vital Statistics Systems and as part of an integrated approach to strengthened population data systems (UNICEF)</p> <p><i>Disaggregation: least developed countries, landlocked developing countries, small island developing States, middle-income countries and countries in conflict, post-conflict and vulnerable situations</i></p>	51%	51%	60%	54%	58%	66%
-------	--	-----	-----	-----	-----	-----	-----

Output 5: Humanitarian action output

By 2025, strengthened the capacity of critical actors and systems in preparedness, early action and in the provision of life-saving interventions that are timely, integrated, conflict- and climate-sensitive, gender-transformative and peace-responsive

ID	Indicator	Baseline	2022 target	2022 actual	2023 target	2024 target	2025 target
OP5.1	<p>Access to life-saving services</p> <p>5.1a: Number of women, adolescents and youth benefited from life-saving interventions in humanitarian settings (UN-Women)</p> <p><i>Disaggregated by, inter alia: age, subnational administrative entity and, in at least some countries, also disaggregated by disability, culture, ethnicity, race, language, religion or migratory status</i></p> <p><i>In line with the WHO General Programme of Work 2018-2023 target (Increase the availability of health facilities providing the minimum services package to people in fragile, conflict or vulnerable settings to at least 80 per cent) and its indicator (Proportion of vulnerable people in fragile settings provided with essential health services)</i></p>						
	5.1a: Number of women benefited from life-saving interventions in humanitarian settings (UN-Women)	13.5 million	13.75 million	12.2 million (n=68)	14 million	14.5 million	15 million
	5.1b: Number of adolescents and youth benefited from life-saving interventions in humanitarian settings (UN-Women)	4.7 million	5 million	4.6 million (n=55)	5.5 million	6 million	6.5 million

	5.1c: Number of disabled women, adolescents and youth benefited from life-saving interventions in humanitarian settings (UN-Women)	661,963	700,000	670,634 (n=47)	750,000	800,000	850,000
OP5.2	Inter-agency coordination mechanism Proportion of countries affected by humanitarian crisis that have a functioning inter-agency coordination mechanism or platform to address: (a) gender-based violence; and (b) sexual and reproductive health and reproductive rights (United Nations Office for the Coordination of Humanitarian Affairs [UN-OCHA], WHO, UNHCR) <i>In line with QCPR resolution 75/233 para 39: Strengthening multisectoral and coordinated approaches on prevention and elimination of all forms of violence</i>						
	5.2a: Proportion of countries affected by humanitarian crisis that have a functioning inter-agency coordination mechanism or platform to address gender-based violence	63%	64%	79%	69%	74%	84%
	5.2b: Proportion of countries affected by humanitarian crisis that have a functioning inter-agency coordination mechanism or platform to address sexual and reproductive health and reproductive rights	63%	67%	77%	70%	71%	83%
OP5.3	Inclusion of women and young people in decision-making in humanitarian action Proportion of countries responding to humanitarian, climate, health or other crises that include women, young people and those affected by UNFPA core 'left furthest behind' factors in decision-making mechanisms (United Nations Office for Disaster Risk Reduction, UN-OCHA) <i>Disaggregation: women and young people with disabilities</i>						
	5.3a: Proportion of countries responding to humanitarian, climate, health or other crises that include women, young people and those affected by UNFPA core 'left furthest behind' factors in decision making mechanisms related to responding to gender-based violence	32%	46%	33%	56%	61%	85%
	5.3b: Proportion of countries responding to humanitarian, climate, health or other crises that include women, young people and those affected by UNFPA core 'left furthest behind' factors in decision-making mechanisms related to sexual and reproductive health	23%	34%	25%	43%	49%	76%
OP5.4	Youth and peace Number of countries that have adopted a youth, peace and security framework (UNDP, UNICEF, UN -Women, Office of the Envoy on Youth and United Nations Peacebuilding Office)	2	3	3	5	15	25

UNFPA strategic plan, 2022-2025, Annex 1: Integrated results and resources framework

OP5.5	<p>Women and peace</p> <hr/> <p>Number of peace-responsive processes inclusive of young women, supported by UNFPA (UN-Women)</p>	42	42	44	42	43	44
OP5.6	<p>Strengthening data to support humanitarian preparedness and response</p> <hr/> <p>Proportion of preparedness and operational response countries that have Common Operational Datasets on Population Statistics (COD-PS) available online (UN-OCHA)</p>	77%	83%	62%	86%	89%	92%
OP5.7	<p>Needs assessment of crisis-affected populations</p> <hr/> <p>Proportion of countries with humanitarian crises that conducted rapid needs assessments of affected populations at the onset of the crises (UN-OCHA, UNICEF)</p> <p><i>Disaggregation includes: Adolescents, Pregnant women and girls, Older persons, People with disabilities</i></p> <p><i>In line with QCPR resolution 75/233 para 36 (a): Engage joint risk analysis and need assessments</i></p>	87%	91%	76%	91%	93%	98%
OP5.8	<p>Availability of budgeted plans for preparedness and disaster risk reduction</p> <hr/> <p>Proportion of countries that have budgeted emergency preparedness and response and disaster risk reduction plans which integrate sexual and reproductive health (including the minimum initial service package) and gender-based violence response (United Nations Office for Disaster Risk Reduction, UNDP, UN-OCHA)</p> <p><i>In line with QCPR resolution 75/233 para 37: Supporting the implementation of the national and local disaster risk reduction strategies</i></p>	21%	26%	30%	34%	47%	66%
OP5.9	<p>Anticipatory actions</p> <hr/> <p>Proportion of countries with anticipatory action frameworks that include sexual and reproductive health and gender equality (UN-OCHA, FAO)</p>	13%	22%	30%	29%	32%	46%

OP5.10	<p>Complementarity between humanitarian, development and peace-responsive efforts</p> <p>Proportion of collective outcomes between humanitarian, development and peace actors at the national level that address (a) sexual and reproductive health; (b) reproductive rights; (c) gender equality (d) the needs of adolescents and youth; and (e) population dynamics</p> <p><i>Complementary indicator with all other United Nations organizations</i></p>	No baseline	No target set	185 ²⁶	Target will be added by the end of 2023	Target will be added by the end of 2023	Target will be added by the end of 2023
OP5.11	<p>Minimum Initial Service Package for sexual and reproductive health</p> <p>Number of countries that performed a readiness assessment to provide Minimum Initial Service Package (MISP) for sexual and reproductive health in Crisis Situations within the past 12 months²⁷</p>	17%	34%	33%	48%	52%	67%

Output 6: Adolescents and youth

By 2025, strengthened skills and opportunities for adolescents and youth to ensure bodily autonomy, leadership and participation, and to build human capital

ID	Indicator	Baseline	2022 target	2022 actual	2023 target	2024 target	2025 target
OP6.1	<p>Operationalizing in-school comprehensive sexuality education</p> <p>Number of countries that operationalized in-school comprehensive sexuality education following international standards (UNESCO, UNICEF)</p> <p><i>Complementary indicator with UNFPA-UNICEF Global Programme to End Child Marriage - indicator 11.01 and 11.11</i></p> <p><i>Complementary indicator with Spotlight initiative indicator 3.1.1 and 3.1.2</i></p> <p><i>In line with QCPR resolution 75/233 para 38: Supporting programme countries in developing the capacity on quality education programmes, including girl's education</i></p>	25%	28%	38%	30%	38%	59%
OP6.2	<p>Operationalizing out-of-school comprehensive sexuality education</p> <p>Number of countries that operationalized out-of-school comprehensive sexuality education</p>	18%	21%	32%	26%	39%	50%

²⁶ The progress is limited to the number of total outcomes, that address (a) sexual and reproductive health; (b) reproductive rights; (c) gender equality (d) the needs of adolescents and youth; and (e) population dynamics.

²⁷ Indicator wording presented at the second regular session, 2021 has edited to update the unit of measurement as 'number of countries' instead of 'proportion of countries'.

UNFPA strategic plan, 2022-2025, Annex 1: Integrated results and resources framework

	<p>following international technical and programme guidance (UNESCO)</p> <p><i>Complementary indicator with UNFPA-UNICEF Global Programme to End Child Marriage - indicator 11.01 and 11.11</i></p> <p><i>Complementary indicator with Spotlight initiative indicator 3.1.1 and 3.1.2</i></p> <p><i>In line with QCPR resolution 75/233 para 38: Supporting programme countries in developing the capacity on quality education programmes, including girl's education</i></p>						
OP6.3	<p>Youth participation in policy-making</p> <hr/> <p>Proportion of countries that involved adolescents and youth, including youth with disabilities and those affected by UNFPA other core furthest behind factors, in the formulation and implementation of policies and programmes related to three transformative results and climate change (UNICEF, UN-Women)</p> <p><i>Disaggregation, including by gender, age, disability, sexual orientation and gender identity, and by culture, ethnicity, race, language, religion or migratory status</i></p>	60%	61%	65% ²⁸	63%	69%	85%
OP6.4	<p>Improving the skills of adolescent girls</p> <hr/> <p>Number of marginalized girls, including girls with disabilities and girls affected by UNFPA other core furthest behind factors, reached by girl-centred programmes that build their life skills, health, social and economic assets (UNICEF, UN-Women)</p> <p><i>Disaggregation: subnational administrative unit, wealth quintile, and where available also disaggregated by culture, ethnicity, race, language, religion, or migratory status</i></p> <p><i>In line with the UNFPA-UNICEF Global Programme to End Child marriage indicator 11.01 and 11.11</i></p>	5.6 million	6.0 million	6.4 million	6.5 million	7.0 million	7.5 million
OP6.5	<p>Youth-led innovations in accelerating the transformative results</p> <hr/> <p>Number of countries that promoted youth-led innovative initiatives, including digital solutions, for accelerating the achievement of the transformative results, with support from UNFPA</p>	56	64	88	70	78	90

²⁸ Progress is limited to the number of countries.

OP6.6	<p>Human papillomavirus vaccine roll-out</p> <p>Proportion of countries where human papillomavirus (HPV) vaccine roll-out initiatives integrating sexual and reproductive health information and services for adolescent girls (<i>Gavi, UNICEF and WHO</i>)</p> <p><i>In line with the WHO General Programme of Work 2018-2023 target (Increase access to human papillomavirus (HPV) vaccine among adolescent girls aged 9-14 years to 50 per cent) and its indicator (Percentage of the global population of girls aged 9-14 years living in countries that have included HPV vaccination in the national immunization schedule)</i></p>	31%	32%	35%	33%	35%	48%
OP6.7	<p>Strengthening evidence on youth aspirations for marriage, fertility, and gender roles</p> <p>Number of countries that collect nationally representative evidence on youth aspirations for sexual and reproductive health and rights</p>	42%	43%	38%	46%	49%	53%

Monitoring programmatic risks

Note: The integrated results and resources framework includes programmatic risks at the output level. *Programme risk* is defined as a condition that must prevail to achieve the three outcomes. However, UNFPA may not have the capacity or resources to invest in those conditions. UNFPA will advocate, coordinate and form partnerships so that those conditions may prevail. The design and implementation of programmes will consider those conditions and set indicators to track their trends, to mitigate the risks of not achieving the outcomes.

ID	Indicator ²⁹	Baseline	2022 actual	2023 Actual	2024 Actual	2025 Actual
PR1.0	<p>Improving infrastructures, such as roads, buildings or physical structures, to ensure that facilities can function at an optimal level</p> <p>Number and distribution of health facilities per 10,000 population (<i>WHO</i>)</p>	2.9 (2017) ³⁰	2.9 (2017) ³¹			
PR2.0	<p>Achieving full and productive employment and decent work for all women and men, including for young people</p> <p>Unemployment rate, by sex, age and persons with disabilities (<i>UNDP, ILO</i>)</p>	6.6% (2020)	6.2% (2021)			

²⁹ No targets set. UNFPA reports the progress from 2022 onwards.

³⁰ Hospital beds for 1,000 people

³¹ Hospital beds for 1,000 people

UNFPA strategic plan, 2022-2025, Annex 1: Integrated results and resources framework

PR3.0	<p>Nutrition status</p> <p>Prevalence of anaemia in women aged 15-49 years, by pregnancy status (<i>WFP</i>)</p> <p><i>WFP strategic plan results framework indicator</i></p>	<p>29.6% non pregnant women</p> <p>36.5% pregnant women</p>	No updated data available			
PR4.0	<p>Addressing non-communicable diseases</p> <p>Mortality rate attributed to cardiovascular disease, cancer, diabetes or chronic respiratory disease (<i>WHO</i>)</p> <p><i>WHO General Programme of Work 2018-2023 indicator</i></p>	17.8% (2019)	No updated data available			
PR5.0	<p>Advancing information, communication and technology and addressing the digital divide</p> <p>Proportion of individuals who own a mobile telephone, by sex (<i>International Telecommunication Union</i>)</p>	<p>Female: 66.2%</p> <p>Male: 75.1%</p> <p>Total: 70.6% (202)</p>	<p>Female: 68.3%</p> <p>Male: 77.2%</p> <p>Total: 72.7% (2022)</p>			



Organizational effectiveness and efficiency (OEE)

Indicator		Baseline	2022 target	2022 actual	2023 target	2024 target	2025 target
OE1.0	Country programme performance index	88%	89%	90%	89%	90%	90%
OE2.0	International Aid Transparency Initiative (IATI) publishing statistics score (QCPR ³²):						
	(a) Timeliness	65%	50%	88%	65%	70%	70%
	(b) Comprehensiveness	85%	75%	95%	85%	90%	90%

³² Common QCPR-based indicator shared with UNDP, UNICEF and UN-Women

OE3.0	Proportion of UNFPA offices required to undertake a risk assessment and that have at least one or more areas assessed as out-of-risk appetite for which mitigation plans have been implemented	50%	60%	No change since 2021 ³³	70%	95%	100%
OEE 1. Improved programming for results							
Indicator		Baseline	2022 target	2022 actual	2023 target	2024 target	2025 target
OE1.1	Proportion of new country programmes that meet organizational quality standards, including for:						
	(a) Technical quality, including a focus on accelerating leaving no one behind	60%	70%	29.4%	75%	80%	85%
	(b) Results-based management and evidence-based programming quality	68%	75%	58.8%	80%	85%	90%
	(c) Addressing the rights of persons with disabilities	62%	70%	88%	75%	80%	85%
	<i>In line with the QCPR guideline on mainstreaming of disability inclusion of the United Nations system (para 14)</i>						
OE1.2	Proportion of new UNFPA country programmes that, as appropriate, integrated voluntary national commitments, including those formulated in Government announcements, national policy and planning documents, voluntary national reviews, and in response to the Nairobi Summit on ICPD25, to accelerate the implementation of the Programme of Action of the International Conference on Population and Development and the achievement of the three transformative results	77%	85%	91.2%	90%	95%	100%
OE1.3	Proportion of country offices that use markers for tracking and reporting on expenditures:						
	(a) Gender (validated by a quality assurance process)	100%	100%	100%	100%	100%	100%

³³ As of April 2022, UNFPA implemented a new ERM policy. In light of this policy operationalization, the ERM 2021 risk assessment cycle was extended for 2022. Consequently, the data on this indicator remained unchanged from 2021.

UNFPA strategic plan, 2022-2025, Annex 1: Integrated results and resources framework

	(b) Leaving no one behind	Not available ³⁴	100%	100%	100%	100%	100%
OE1.4	Percentage of expenditure on programming with a focus on gender equality (QCPR ³⁵)	15.8%	17%	Data will be available from 2023 onwards	18%	19%	20%
OE1.5	Proportion of minimum standards/indicators for which UNFPA meets or exceeds requirements (QCPR ³⁶):						
	(a) United Nations System-wide Action Plan on Gender Equality and the Empowerment of Women	100%	100%	100%	100%	100%	100%
	(b) United Nations disability inclusion strategy accountability standards	73%	73%	75%	74%	74%	75%
	<i>Note/ In line with the QCPR guideline – calls upon all United Nations entities to continue to promote gender equality and women empowerment and enhance the data, reporting and resource tracking (para 12)</i>						
OE1.6	Number of country offices that have supported the roll-out of United Nations Country Team scorecards or standards:						
	(a) Gender UNCT-SWAP gender equality scorecard	61	61	76	65	70	75
	(b) United Nations disability inclusion strategy accountability standards	130	130	131	130	131	132
	<i>Note: In line with paragraph 12 of the 2020 QCPR resolution (75/233): Accelerating gender mainstreaming through the full implementation of the system-wide action plan on gender equality and the empowerment of women</i> <i>In line with paragraph 14 of the 2020 QCPR resolution (75/233): Mainstreaming disability inclusion into the United Nations system, including by implementing and reporting on the United Nations Disability inclusion strategy across programmes and operations</i>						

³⁴ UNFPA plans to operationalize leaving no one behind marker from 2022 onwards

³⁵ Common QCPR-based indicator shared with UNDP, UNICEF and UN-Women

³⁶ Common QCPR-based indicator shared with UNDP, UNICEF and UN-Women

OE1.7	UNFPA meets the green rating for Youth 2030 performance on meaningful youth engagement in the past year, as set out in the Youth 2030 Scorecard (QCPR ³⁷):						
	(a) Policies and processes for meaningful youth engagement	orange rating	orange rating	No updated values	green rating	green rating	green rating
	(b) Diversity of youth (groups) engaged	green rating	green rating	No updated values	green rating	green rating	green rating
	(c) Meaningful youth engagement in strategic plan processes	green rating	green rating	No updated values	green rating	green rating	green rating
	(d) Meaningful youth engagement in support of Governments or intergovernmental processes	green rating	green rating	No updated values	green rating	green rating	green rating
	(e) Meaningful youth engagement in United Nations-led programmes, projects and campaigns	green rating	green rating	No updated values	green rating	green rating	green rating
OE1.8	Proportion of the United Nations System-wide plan on indigenous peoples that UNFPA implemented	No baseline data	No target set	67	To be defined at the end of 2023	To be defined at the end of 2023	To be defined at the end of 2023
OE1.9	Proportion of evaluations completed as planned:						
	(a) Centralized-level evaluations	100%	100%	100%	100%	100%	100%
	(b) Programme-level evaluations	94%	90%	100%	90%	90%	90%
OE1.10	Number of joint and system-wide evaluations in which UNFPA engaged (QCPR ³⁸)						
	(a) Number of joint evaluations in which UNFPA engaged	3	6	2	3	2	1

³⁷ Common QCPR-based indicator shared with UNDP, UNICEF and UN-Women

³⁸ Common QCPR-based indicator shared with UNDP, UNICEF and UN-Women

UNFPA strategic plan, 2022-2025, Annex 1: Integrated results and resources framework

	(b) Number of system-wide evaluations in which UNFPA engagement	5	2	6	5	5	5
OE1.11	Proportion of evaluation reports assessed at least 'good', as per the UNFPA evaluation quality assessment tool:						
	(c) Centralized-level evaluation reports	100% (2020)	100%	100%	100%	100%	100%
	(d) Programme-level evaluation reports	100% (2020)	90%	95%	90%	90%	90%
OE1.12	Proportion of accepted evaluation recommendation actions due in the year that have been completed	95%	90%	95%	90%	90%	90%
OE1.13	Number of country offices certified in results-based management <i>Note: In line with paragraph 17 of the QCPR resolution (75/233): Encourage the United Nations development system and its individual entities to continue to strengthen results-based management, focusing on long-term development outcomes</i>	0	10	4	15	30	45
OE1.14	Proportion of surge requests that are successfully filled within lead response times	80%	85%	90%	85%	90%	90%
OE1.15	Proportion of programme procurement that is planned or from United Nations organizations' catalogues	74% (2020)	75%	69.5%	76%	78%	80%
OE1.16	Proportion of long-term agreement procurement delivered within the specified delivery times	55% (2020)	75%	Data will be available at the end of 2023	77%	78%	80%
OE1.17	Proportion of reproductive health commodities orders handed over to implementing partners within the specified time:						
	(a) Total	50%	50%	49%	52%	55%	60%
	(b) Inter-Agency Emergency Health kits (for acute emergencies)	Not available	50%	Data will be reported 2023	52%	55%	60%

				onwards			
OE1.18	Proportion of country offices that leverage South-South and triangular cooperation as an accelerator for the achievement of the three transformative results <i>Note/ in line with the para 35 of the QCPR resolution (75/233): Reiterates that the entities of the United Nations development system should enhance its support to South-South and triangular cooperation</i>	70%	72%	65%	79%	82%	85%
OE1.19	Proportion of UNFPA offices that have dedicated resources to support innovation to accelerate high-quality programme delivery	67%	74%	62%	76%	77%	77%
OE1.20	Proportion of UNFPA offices that have at least one innovative solution taken from pilot to scale	54%	65%	60%	72%	76%	80%
OE1.21	Proportion of new United Nations Sustainable Development Cooperation Frameworks (or equivalent) that integrated the ambition and acceleration for: (a) ending preventable maternal deaths; (b) ending unmet need for family planning; (c) ending gender-based violence	94%	100%	100%	100%	100%	100%
OE1.22	Proportion of humanitarian funding provided to local and national actors, including women-led and youth-led organizations	39%	40%	Data will be reported 2023 onwards	41%	42%	43%
OE1.23	Proportion of country offices that implement the UNFPA minimum preparedness actions	80%	81%	87%	82%	83%	85%
OE1.24	Proportion of UNFPA country offices applying environmental and social standards in programmes in line with United Nations standards (QCPR ³⁹)	Not applicable	42%	15%	54%	62%	85%
OE1.25	Number of offices that have implemented research that supports the acceleration of the achievement of the three transformative results	40%	43%	44%	48%	56%	64%

OEE 2. Optimized management of resources

Indicator		Baseline	2022 target	2022 actual	2023 target	2024 target	2025 target
OE2.1	Proportion of managers, supervisors and teams certified with leadership skills						

³⁹ Common QCPR-based indicator shared with UNDP, UNICEF and UN-Women

UNFPA strategic plan, 2022-2025, Annex 1: Integrated results and resources framework

	(a) Managers	60%	70%	73%	80%	90%	90%
	(b) Supervisors	0%	10%	28%	20%	30%	50%
	(c) Teams	0%	5%	7%	10%	20%	30%
OE2.2	Vacancy rates for leadership positions	15%	14%	8%	12%	11%	10%
OE2.3	Average recruitment time in days:						
	(a) Organizational	90.7	90	110	90	90	90
	(b) Humanitarian-funded positions	81.8	75	99.6	75	70	70
OE2.4	Percentage of UNFPA female staff among international professional and national staff (QCPR ⁴⁰):						
	(a) All staff	51.3%	50%	51.02%	50%	50%	50%
	(b) All international professional staff:	54.4%	50%	54.3%	50%	50%	50%
	(b1) Professional grade 1 and (b2) Professional grade 2;	72.8%	50%	70.8%	50%	50%	50%
	(b3) Professional grade 3;	62.3%	50%	61.3%	50%	50%	50%
	(b4) Professional grade 4;	46.4%	50%	48.1%	50%	50%	50%
	(b5) Professional grade 5;	48.5%	50%	48.6%	50%	50%	50%
	(b6) Director level1 and levels above	51.6%	50%	53.1%	50%	50%	50%
	(c) All National Officers:	54.4%	50%	54.8%	50%	50%	50%
	(c1) National Officer A;	61.1%	50%	59.6%	50%	50%	50%
	(c2) National Officer B;	53.2%	50%	54.4%	50%	50%	50%

⁴⁰ Common QCPR-based indicator shared with UNDP, UNICEF and UN-Women

	(c3) National Officer C;	51.3%	50%	51.3%	50%	50%	50%
	(c4) National Officer D;	57.5%	50%	58.8%	50%	50%	50%
	(c5) National Officer E	Not applicable as there are no posts in this category					
OE2.5	Staff engagement index	79%	80%	Will report 2023 onwards	80%	85%	85%
OE2.6	Proportion of total resources used for recurring management costs	14.0%	12.5%	9.1%	11.7%	10.9%	10.3%
OE2.7	Implementation rate for regular resources	93.8%	97%	92.2%	97%	97%	97%
OE2.8	Proportion of non-core contribution agreements expiring in a given year that have cumulative disbursements of at least 95 per cent of the original agreement amount by the end of the original agreement period	81%	83%	82%	84%	85%	86%
OE2.9	Number of data standards being implemented from the United Nations Financial Data Cube (QCPR ⁴¹)	6	6	6	6	6	6
OE2.10	Proportion of implementing partner ineligible and unsupported expenses from audits	0.5%	<1%	No data available as of April, 2023 ⁴²	<1%	<1%	<1%
OE2.11	Operational efficiency gains realized in USD:	\$8,348,613	\$9,000,000	\$10,500,000	\$9,500,000	\$8,500,000	\$8,500,000
OE2.12	Proportion of UNFPA offices in United Nations common premises (QCPR ⁴³)	72%	72%	73%	73%	74%	75%
OE2.13	Proportion of reduction of greenhouse gas emissions	0% (21,756 tonnes of CO2e, 2010 baseline)	7.5% (20,124 tonnes of CO2e)	58% (9,127 tonnes of CO2e)	15.0% (18,493 tonnes of CO2e)	22.5% (16,861 tonnes of CO2e)	30.0% (15,229 tonnes of CO2e)

⁴¹ Common QCPR-based indicator shared with UNDP, UNICEF and UN-Women

⁴² No data available at the time of posting this annex on the web

⁴³ Common QCPR-based indicator shared with UNDP, UNICEF and UN-Women

UNFPA strategic plan, 2022-2025, Annex 1: Integrated results and resources framework

		value)					
OE2.14	Proportion of identified processes targeted for a future paperless or automated operation that become fully digitized	10%	No targets set	50%	Target will be added by the end of 2023	Target will be added by the end of 2023	Target will be added by the end of 2023
OE2.15	Proportion of applications that support a mobile workforce, remote access and accessibility options to respond to changing working modalities	No baseline available	No target set	100%	Target will be added by the end of 2023	Target will be added by the end of 2023	Target will be added by the end of 2023
OE2.16	Proportion of country offices that have systems in place to prevent and respond to sexual exploitation, abuse and harassment	Not available	100%	100% ⁴⁴	100%	100%	100%
OEE 3: Expanded partnerships for impact							
	Indicator	Baseline	2022 target	2022 actual	2023 target	2024 target	2025 target
OE3.1	Amount contributed by donors other than the top 15 (in millions of dollars)	\$506	\$276	\$360.4	\$302	\$328	\$354
OE3.2	Proportion of annual resource mobilization targets met:						
	(a) Total resources	142.5% (\$1,425 million)	100% (\$1,105 million)	141% (\$1,551.2 million)	100% (\$1,209 million)	100% (\$1,313 million)	100% (\$1,418 million)
	(b) Core resources	118% (\$413 million)	100% (\$377 million)	118% (\$442.5 million)	100% (\$378 million)	100% (\$380 million)	100% (\$381 million)
	(c) Non-core resources	156% (\$1,014 million)	100% (\$729 million)	152% (\$1,108.7 million)	100% (\$831 million)	100% (\$933 million)	100% (\$1,037 million)

⁴⁴ Reported based on two criteria: (a) the appointment of PSEA focal points; and (b) completion of mandatory trainings

		million)	million)	million)	million)	million)	million)
	(d) Traditional donors	136% (\$884 million)	100% (\$774 million)	158% (\$1,219.2 million)	100% (\$846 million)	100% (\$919 million)	100% (\$993 million)
	(e) Non-traditional donors	159% (\$477 million)	100% (\$158 million)	98% (\$154.8 million)	100% (\$176 million)	100% (\$194 million)	100% (\$214 million)
	(e1) Non-OECD DAC	Not available	100% (\$73 million)	81% (\$59.2 million)	100% (\$83 million)	100% (\$93 million)	100% (\$104 million)
	(e2) Non-State partners	Not available	100% (\$50 million)	90% (\$45.2 million)	100% (\$55 million)	100% (\$55 million)	100% (\$60 million)
	(e3) Innovative funding modalities	Not available	100% (\$5 million)	100% (\$5 Million)	100% (\$5 million)	100% (\$7 million)	100% (\$7 million)
	(e4) Private strategic partners (QCPR ⁴⁵)	100% (\$19 million)	100% (\$26 million)	165% (\$42.9 million)	100% (\$26 million)	100% (\$27 million)	100% (\$29 million)
	(e5) Individual Giving Programme	100% (\$1.9 million)	100% (\$4.4 million)	57% (\$2.5 million)	100% (\$8.1 million)	100% (\$11.3 million)	100% (\$14.3 million)
OE3.3	UNFPA co-financing funded through pooled funds and thematic funding mechanisms:						
	(a) Pooled funds	\$213	\$146	\$161.0	\$166	\$187	\$207

⁴⁵ Common QCPR-based indicator shared with UNDP, UNICEF and UN-Women

UNFPA strategic plan, 2022-2025, Annex 1: Integrated results and resources framework

		million	million	million	million	million	million
	(b) Thematic funding mechanisms	\$177 million	\$109 million	\$289.2 million	\$125 million	\$140 million	\$155 million
OE3.4	Proportion of results group or issue-based coalitions chair or co-chair posts that UNFPA holds in:						
	(a) United Nations country teams	15.9%	16%	33%	16.5%	16.5%	16.5%
	(b) United Nations regional collaborative platforms	Not available	No targets set	Data will be available from 2023 onwards	Target will be defined at the end of 2023	Target will be defined at the end of 2023	Target will be defined at the end of 2023
OE3.5	Contributions provided to the Resident Coordinator system:						
	(a) Contributions in cash provided to the Resident Coordinator system (in millions of dollars)	\$4.6	\$3.9	\$3.9	\$3.9	\$3.9	\$3.9
	(b) Contribution in kind provided to the Resident Coordinator system						
	(b1) Strategic analysis and planning (number of country offices)	104	100	112	100	104	104
	(b2) External communications and advocacy (number of country offices)	87	85	94	85	87	87
	(b3) Serving at least a month as acting Resident Coordinator (number of country offices)	41	30	32	30	35	35
	(b4) Number of candidates prepared by UNFPA to undertake an assessment to become Resident Coordinator	5	5	0	10	15	15
OE3.6	Number of countries in which UNFPA is contributing to joint initiatives:						
	(a) Joint programmes	108	101	123	103	105	105
	(b) Joint conflict analysis together with humanitarian country team and/or United Nations Mission (when present)	59	60	65	61	62	63

	<i>Note/ In line with the QCPR guideline on improving coordination, collaboration, efficiency and coherence of the UN system at all levels (para 9)</i>						
OE3.7	Number of partnerships:						
	(a) Brainpower partnerships	12	14	15	16	18	20
	(b) Advocacy/reach partnerships	26	30	35	33	36	39
OE3.8	Proportion of new implementing partners that are:						
	(a) Women-led organizations	No baseline	No target set	184 ⁴⁶	Will be available at the end of 2023	Will be available at the end of 2023	Will be available at the end of 2023
	(b) Youth-led organization	No baseline	No target set	94 ⁴⁷	Will be available at the end of 2023	Will be available at the end of 2023	Will be available at the end of 2023
	<i>Disaggregation: Humanitarian sector</i>						
OE3.9	Number of times UNFPA is mentioned in the media	69,800	48,000	78,300	49,500	51,000	52,500
OE3.10	Performance of UNFPA websites and social media channels:						
	(a) Websites:						
	Number of users of:						
	(a1) the UNFPA global website	5,527,845	2,800,000	7,009,981	3,080,000	3,388,000	3,726,800
	(a2) all UNFPA websites	9,217,147	6,858,232	11,491,870	7,544,055	8,298,461	9,128,307
	Number of page views of:						

⁴⁶ Number of new implementing partners that are women-led organizations out of 133 reporting countries

⁴⁷ Number of new implementing partners that are youth-led organizations out of 133 reporting countries

UNFPA strategic plan, 2022-2025, Annex 1: Integrated results and resources framework

	(a3) the UNFPA global website	8,889,638	7,200,000	13,681,503	7,920,000	8,712,000	9,583,200
	(a4) all UNFPA websites	15,279,484	14,228,831	20,772,064	15,651,714	17,216,885	18,938,574
	(b) Social media channels:						
	Number of followers on:						
	(b1) Facebook	368,800	374,500	510,000	411,950	453,145	498,460
	(b2) Twitter	267,700	288,000	306,500	316,800	348,480	383,328
	(b3) Instagram	146,074	154,000	170,000	169,400	178,548	204,974
	(b4) LinkedIn	388,100	412,000	552,859	453,200	498,520	548,372
	Number of engagements on:						
	(b5) Facebook	420,900	300,000	34,341	300,000	300,000	300,000
	(b6) Twitter	70,600	60,000	85,791	65,000	65,000	65,000
	(b7) Instagram	57,400	60,000	121,891	60,000	60,000	60,000
	(b8) LinkedIn	63,000	65,000	120,366	65,000	65,000	65,000