



**Action Plan for the
United Nations Development Assistance Framework (UNDAF)
(2012-2016)**

**Republic of Ghana
December 2011**



UNDAF Action Plan

Republic of Ghana
2012 – 2016

December 2011

Table of Contents

Table of Contents.....	2
Abbreviations and Acronyms.....	3
Signature Page.....	6
Introduction.....	7
1. Partnerships, Values and Principles.....	8
2. Programme Actions and Implementation Strategies.....	9
3. Programme Management and Accountability Arrangements.....	14
4. Resources and Resource Mobilization Strategy.....	19
5. Communication.....	22
6. Monitoring and Evaluation.....	23
7. Commitments of the Government.....	26
8. Other Provisions.....	28
9. UNDAF Action Plan Results Matrices.....	30
Thematic area 1: Food Security and Nutrition.....	30
Thematic area 2: Sustainable Environment, Energy and Human Settlements.....	41
Thematic Area 3: Human, Development, Productivity and Employment.....	58
Thematic area 4: Transparent and Accountable Governance.....	87
Annex 1 UNDAF Resources Table.....	101

Abbreviations and Acronyms

AFD	Agence Française de Développement
AIDS	Acquired Immune Deficiency Syndrome
APRM	African Peer Review Mechanism
ART	Anti-Retroviral Therapy
ARV	Anti-Retroviral
ASRH	Adolescent Sexual and Reproductive Health
BCC	Behaviour Change Communication
BCPR	Bureau for Crisis Prevention and Recovery
BMI	Body Mass Index
CADRI	Capacity for Disaster Reduction Initiative
CAP	Community Action Plan
CDD	Centre for Democratic Development
CDM	Clean Development Mechanism
CEDEP	Centre for Development of People
CEPHERG	Centre for Popular Education and Human Rights in Ghana
CFS	Child Friendly School
CFSVA	Comprehensive Food Security and Vulnerability Assessment
CG	Consultative Group
CHAG	Christian Health Association of Ghana
CHRAJ	Commission for Human Rights and Administrative Justice
CIDA	Canadian International Development Agency
COTVET	Council for Technical and Vocational Education and Training
CPAP	Common Programme Action Plan
CRIS	Country Response Information System (HIV/AIDS)
CSO	Civil Society Organization
CTM	Cash Transfer Mechanism
CWSA	Community Water and Sanitation Agency
DAs	District Assemblies
DACF	District Assembly Common Fund
DANIDA	Danish International Development Agency
DaO	Delivering as One
DDF	District Development Fund
DfID	Department for International Development (UK)
DHDR	District Human Development Report
DHIMS	District Health Information Management System
DHS	Demographic and Health Survey
DOVVSU	Domestic Violence and Victim Support Unit
DP	Development Partner
DRR	Disaster Risk Reduction
DSW	Department of Social Welfare
ECCD	Early Childhood Care and Development
EHSD	Environmental Health and Sanitation Directorate
EMIS	Education Management Information System
EOCO	Economic and Organized Crime Office
EmONC	Emergency Obstetric and Neonatal Care
EPA	Environmental Protection Agency
ESP	Education Strategy Plan
EU	European Union
EW	Early Warning
EWS	Early Warning System
ExCom	Executive Committee
FAO	Food and Agriculture Organisation
FBO	Farmer Based Organisation
FDB	Food and Drugs Board
FSNM	Food Security and Nutrition Monitoring
FSNMS	Food Security and Nutrition Monitoring System
GACC	Ghana Anti Corruption Campaign
GAP	Good Agricultural Practices
GAP-SP	Ghana Aid Policy – Strategy Paper

GCLMS	Ghana Child Labour Monitoring System
GDHS	Ghana Demographic Health Survey
GDP	Gross Domestic Product
GES	Ghana Education Service
GHS	Ghana Health Service
GII	Ghana Initiative Integrity
GIMPA	Ghana Institute of Management and Public Administration
GIS	Ghana Immigration Service
GLAAS	Global Annual Assessment of Sanitation
GLSS	Ghana Living Standards Survey
GMET	Ghana Meteorological Agency
GoG	Government of Ghana
GSFP	GhanaSchool Feeding Program
GSGDA	Ghana Shared Growth and Development Agenda
GSS	Ghana Statistical Service
GTZ	German Technical Cooperation
HDI	Human Development Index
HIV	Human Immune Deficiency
HRBA	Human Rights Based Approach
HWWS	Hand Washing With Soap
IBBS	Integrated Biological and Behaviour Survey
ICC	Inter-agency Coordinating Committee
ICT	Information and Communication Technology
IDEG	Institute for Democratic Governance
IDP	Internally Displaced Person
IEC	Information, Education and Communication
IGO	International Governmental Organisations
ILGS	Institute of Local Government Studies
ILO	International Labour Organisation
IMEP	Integrated Monitoring and Evaluation Plan
IMO	International Maritime Organization
IMIS	Integrated Management Information System
IOM	International Organisation for Migration
IPC	Interpersonal Communication
UN IPG	Inter-agency Programme Group
ISSER	Institute for Statistical, Social and Economic Research
ICYF	Infant and Young Child Feeding
JFFLS	Junior Farmer Field and LifeSchools
JHS	Junior High School
JMP	Joint Monitoring Programme
JP	Joint Programme
JUTA	Joint UN Team on HIV/AIDS
KNUST	KwameNkrumahUniversity of Science and Technology
LEAP	Livelihood Empowerment Against Poverty
LED	Local Economic Development
LGS	Local Government Service
M & E	Monitoring and Evaluation
MAF	MDG Acceleration Framework
MARPs	Most-At-Risk-Persons
MDA	Ministries, Departments and Agencies
MDG	Millennium Development Goals
MEST	Ministry of Energy, Science and Technology
MESW	Ministry of Employment and Social Welfare
MIC	Middle Income Country
MICS	Multiple Indicator Cluster Survey
MIS	Management Information System
MLGRD	Ministry of Local Government and Rural Development
MMDA	Metropolitan, Municipal and District Assemblies
MMRWH	Ministry of Water Resources, Works and Housing
MNCH	Maternal Neonatal and Child Health
MoCC	Ministry of Chieftaincy and Culture
MoE	Ministry of Education


MoFA	Ministry of Food and Agriculture
MoFEP	Ministry of Finance and Economic Planning
MoH	Ministry of Health
MoI	Ministry of Information
MOLG&RD	Ministry of Local Government and Rural Development
MoT	Ministry of Tourism
MoTI	Ministry of Trade and Industry
MOWAC	Ministry of Women and Children's Affairs
MTCT	Mother-To-Child-Transmission
MVP	MillenniumVillage Project
NACP	National AIDS Control Programme
NADMO	National Disaster Management Organisation
NAMAs	Nationally Appropriate Mitigation Actions
NAP	National Association of Persons Living with HIV
NCCC	National Climate Change Committee
NDHS	National Demographic and Health Survey
NDPC	National Development Planning Commission
NEA	National Educational Assessment
NFED	Non-Formal Education Division
NGO	Non Governmental Organisation
NHIS	National Health Insurance Scheme
NPA	National Plan of Action
NPC	National Peace Council
NPC	National Population Council
NSC-CL	National Steering Committee on Child Labour
ODA	Official Development Assistance
ODF	Open Defecation Free
OG	Outcome Group
OOSC	Out of School Children
OVC	Orphans and Vulnerable Children
P4P	Purchase for Progress
PACE	Performance and Competency Enhancement
PBB	Programme Based Budgeting
PCAs	Project Cooperation Agreements
PER	Performance Evaluation Report
PLHIV	People Living with HIV
PMTCT	Prevention of Mother to Child Transmission
PPAG	Planned Parenthood Association of Ghana
PPP	Public Private Partnerships
PSG	Peer Support Group
PURC	Public Utilities Regulatory Commission
RAMSAR	Convention on Wetlands of International Importance
RBM	Results Based Management
RC	Resident Coordinator
RCA	Result and Competency Assessment
RCO	Resident Coordinator's Office
RIPS	Regional Institute of Population Studies
RM	Results Matrix
SARI	Savannah Agricultural Research Institute
SEA	Strategic Environment Assessments
SHEP	Self Help Electrification Programmes
SITREPS	Situation Reports
SMTDPs	Sector Medium Term Development Plans
SPR	Strategic Prioritization Retreat
SPR	Special Project Report
SSDP	Sector Strategic Development Plan
SWA	Sanitation and water for All
SWAp	Sector Wide Approach
UAP	UNDAF Action Plan
UNIC	United Nations Information Centre

For the Government of the Republic of Ghana




Hon. Dr. Kwabena Duffour
Minister of Finance and Economic Planning

For the UN System in Ghana



Ms. Ruby SANDHU-ROJON
UN Resident Coordinator/UNDP Resident Representative




Dr. Josephine ODERA
Regional Director, UN Women



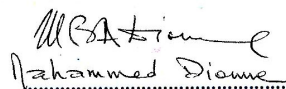
Dr. Iyabode OLUSANMI
Representative, UNICEF



Mr. Musa Saihou MBENGA Representative in Ghana/Deputy Regional Representative, FAO




Dr. Leopold ZEKENG
Country Coordinator, UNAIDS




Mr. Mahammed Dionne,
Chief, UNIDO Africa Programme



Dr. Ulac DEMIRAG Representative, IFAD



Dr. Kamil K. KAMALUDEEN
Country Director, UNDP



Mr. Alexandre Schmidt
Regional Representative for West and Central Africa, UNODC



Ms. Sina CHUMA-MKANDAWIRE Director, ILO Country Office



Mr. Mounkaila GOUMANDAKOYE
Director and Regional Representative, UNEP



Dr. Elias Takor AYUK
Director, UNU-INRA



Mr. Michael LUGUJE
Regional Coordinator for West and Central Africa (non-francophone countries), IMO




Mr. Tirso DOS SANTOS
Officer-in-Charge, UNESCO




Mr. Ismail OMER
Representative/Country Director, WFP




Ms. Dyanne EPSTEIN
(Chief of Mission), IOM




Dr. Bernard COQUELIN
Representative, UNFPA



Dr. Daniel KERTESZ
Representative, WHO



Mrs. Victoria ABANKWA
Habitat Programme Manager,
UN Habitat



Ms. Sharon J. COOPER
Representative, UNHCR



Mr. Dante MOSSIREYES
Country Director, World Bank

December 29th 2011

Introduction

The United Nations Development Assistance Framework (UNDAF) 2012 – 2016, signed between Government of Ghana and the United Nations system in April 2011, presents the coherent vision and collective programme results the UN system seeks to achieve in support of key priorities of the Government's development agenda. Based on the Ghana UN Country Team's localized approach to Delivering as One termed NKONSONKONSON¹, the UNDAF concentrates on four strategic areas – Food Security and Nutrition; Sustainable Environment, Energy and Human Settlements; Human Development and Productive Capacity for Improved Social Services; Transparent and Accountable Governance - which are directly derived from four of the seven thematic priorities of the national development agenda, the Ghana Shared Growth and Development Agenda (GSGDA) 2010-2013.

Building on the identified thematic priorities, the UAP and the joint UN programmatic activities that are based on it will be instrumental in further strengthening the UN Country Team's engagement in the poorest regions of the country, in particular the activities of the Joint UN Office in Tamale which focuses on the three northern regions.

A review of the current UNDAF 2007-2011 showed scope for more clarity on the HOW of implementing such a comprehensive multi-annual programming framework. This includes in particular definition of roles and responsibilities of UN agencies and staff in the UNDAF process, and alignment of UNDAF governance with national coordination structures. To address these issues, the UNCT together with Government and other key partners decided to develop an UNDAF Action Plan (UAP) to complement the UNDAF. The UAP represents a common operational plan which replaces the individual Country Programme Action Plans (CPAPs) of UNDP, UNICEF, UNFPA and WFP, and includes key programme results and implementation strategies of all UN agencies, funds and programmes which are part of the UNDAF.

Apart from combining different agencies' CPAPs in a single UN document and, thus, reducing transaction costs for Government and other external partners, the UAP adds value by strengthening transparency and accountability for regular reviews and adjustments during the five year timeframe 2012-2016. In short, the UAP helps to make the UNDAF – which states essentially the strategic objectives and programme results of the UN in Ghana - a "living document" that has sufficient operational details and agreements amongst UN agencies and with Government to make it work.

Specific benefits and features of the UAP are: 1) Increased coherence between individual agencies country programmes and with the higher level results of the UNDAF, 2) increased transparency and accountability of UN programming by identifying agency-specific key activities which contribute to the achievement of UNDAF outputs, 3) a comprehensive and detailed overview of the UN's programming budget, including identification of needs and opportunities for joint UN resource mobilization, 4) a detailed description on how the UNCT builds on the national development coordination architecture, in particular the national Sector Working Groups to minimize the need for a parallel UNDAF governance structure and a stand-alone system for UNDAF M&E, and 5) identification of specific areas for Joint UN Programmes and complementary and synergetic UN programming. Finally, the UAP confirms the commitments from the Government and the UN system for implementing the UNDAF.

¹In April 2011, the Ghana UN Country Team adopted NKONSONKONSON or "In Unity lies Strength" as the localized approach for Delivering as One UN in Ghana. NKONSONKONSON responds to an official request from the Government of Ghana to the UN Resident Coordinator in January 2011 to use the Delivering as One approach as the overarching vision and principle for UN system programmes and other activities in Ghana.

1. Partnerships, Values and Principles

The purpose of this cooperation agreement between the Government of Ghana and the UN system in Ghana is to support Ghana in achieving the Millennium Development Goals, advancing equitable economic growth and reducing poverty, through capacity development, strengthening of accountability systems and the delivery of quality social services, with a focus on the most deprived and vulnerable populations.

The UAP captures our joint belief that by planning and working together, UN agencies can achieve more and better results across all areas of work, including development programming, humanitarian operations and joint advocacy and communication activities.

The MDGs, and their achievement by 2015, are at the core of the UN's development programmes in Ghana. In recognizing the interdependence of the MDGs, and the need to boost progress on specific MDGs and MDG targets in Ghana which are still lagging behind, this UNDAF Action Plan aims to capture the overriding vision and principles to ensure maximum efficiency and development impact of UN programmes in Ghana.

The UAP will, in respect of each of the United Nations system agencies signing, be read, interpreted and implemented in a manner that is consistent with the basic agreement between such United Nations system agency and the Host Government. The basic agreements are the following: the Standard Basic Agreement with UNDP; Basic Cooperation Agreement with UNICEF; Exchange of Letters with UNFPA; Basic Agreement with WHO; Basic Agreement with WFP and other similar legal instruments.

The UAP, therefore, will be implemented by partners in Government, including line ministries, Parliament, the Judiciary and Independent Commissions, and civil society organizations, including the private sector. Also, in adherence to the Paris Declaration and Accra Agenda for Action, the UN system will work with and coordinate with international development partners such as the Bretton Woods Institutions and donor countries and to ensure that the UN system's support are properly aligned, harmonized, and managed for greater effectiveness.

2. Programme Actions and Implementation Strategies

Programming Principles

The key programming principle underlying the work of the UN in Ghana is that the UN system aims to utilise the lessons learned from its projects and programmes on the ground (nationally, but also regionally and globally) to strengthen upstream policy development, both by providing policy advice to Government on strategic planning issues, and by supporting development and alignment of national policies with the MDGs and international human rights standards. In addition, by working closely with Government and other national counterparts, the UN system plays an important role in ensuring skills transfer and capacity development at central as well as at district level.

UN Programming Process and Approach

According to its joint mission statement, the UN Country Team works coherently and effectively to support Ghana in achieving the Millennium Development Goals, advancing equitable economic growth and reducing poverty, through capacity development, strengthening of accountability systems and the delivery of quality social services, with a focus on the most deprived and vulnerable populations.

On this basis, the UNDAF thematic priorities and strategic results are fully aligned and derived from the objectives of the GSGDA 2010-2013. At the same time, the UNDAF targets those areas in which the UN Country Team has a clear mandate, comparative advantage and the required capacities to make relevant and effective contributions to the national development agenda. Within the broad scope of the GSGDA, the UN sustains a special focus on key MDG issues which run the risk of not being met by 2015. These issues include food security and nutrition, maternal and child health, and sanitation.

The main aim of the UAP is to ensure a strong joint UN focus on the greatest MDG challenges in Ghana, and to provide a solid basis for a number of joint UN programmes and collaborative programming activities to address those challenges as a coherent and effective UN system. The programmatic focus on the lagging MDGs is further refined by targeting the poorest and most marginalised regions and districts in the country. A particular focus will be on the three northern regions using an equity-based approach which concentrates on the most vulnerable geographic areas and populations. The effectiveness of the joint UN programmes and collaborative programme activities will be supported by using clear Government demand and regional and district development plans as a pre-requisite and foundation for any programme interventions.

The UN's special focus on joint programming activities in the three northern regions is backed up by a decision of the UNCT to further strengthen and expand the Joint UN Office in the North, based in Tamale. The Joint UN Office in the North already represents a significant part of the UN system in Ghana, with more than 70 staff members from different UN agencies based there. As new joint programmes and other programmatic initiatives are established, this joint UN presence will be further strengthened and expanded in the course of the new UNDAF cycle.

While the UNDAF remains at the level of a programmatic framework, the UAP explains HOW UN agencies work together towards common results in areas where the UN can make the greatest

difference and have maximum impact. In so doing, the UAP follows 2010 UNDG technical guidance, using a single planning matrix including envisaged results and the corresponding information to conduct effective M&E, identify key external partners, risks and assumptions and estimated funding requirements. This way, both UN staff and partners have “at a glance” information to make the UNDAF a “living document” allowing for regular review against benchmarks and targets, and for joint resource mobilization to cover any funding gaps as required.

As with the UNDAF, Outcomes and Outputs provide the core of the UAP matrix. Both Outcomes and Outputs were developed by twelve Outcome Groups which included UN agencies and key partners from Government and civil society. The same groups contributed baselines, indicators, targets and means of verification to the results matrix, as well as risks and assumptions and relevant partners. UN agencies then added indicative resources (regular and other resources) required to implement the UNDAF. The UAP adds two elements to the UNDAF matrix: 1) Individual agencies’ key activities contributing to the achievement of UNDAF Outputs, and 2), a break-down of the UNDAF budget into core resources, resources that are firmly pledged and the funding gap which requires additional resource mobilization by individual agencies and through joint resource mobilization. The inclusion of agencies’ key activities ensures the full alignment of individual agencies’ programme planning and the UNDAF.

The UAP follows the harmonized cycles of the UNDP, UNFPA, UNICEF and WFP Country Programmes, which apply the 2012-2016 UNDAF timeframe. Other UN agencies and funds are guided by annual or bi-annual country programmes, and will therefore go through several programming cycles during the period of UNDAF implementation. The provisions of the UAP will be implemented through the programmes and projects of individual UN agencies and agreed to by partner organisations. UN agencies Annual Work Plans (AWPs) and individual project documents will be derived from the outputs and key activities identified in the UAP to ensure full alignment of programme implementation with the planned UNDAF results and national development priorities.

Throughout implementation of the UNDAF, the UN system will manage for sustainable impact. To achieve this, the UNCT concentrates on thematic and geographical areas with strong Government demand for assistance and selects joint UN programmes that can be based on existing national strategies and plans. These national strategies and plans should be owned and led by clearly identifiable national counterparts and individuals within those leading MDAs. Based on Government plans and working as part of national coordination mechanisms, the UN is able to link its assistance to broad-based and more long-term development efforts, with opportunities for up-scaling and expanding partnerships to ensure sustainability and development impact. Implementation arrangements will especially support capacity development and use of national systems for planning and implementation, management and monitoring of policies and programmes, in line with the NKONSONKONSON approach to Delivering as One and international good practices.

Programme Components

The four programme components of the UAP are 1) Food Security and Nutrition, 2) Sustainable Environment, Energy and Human Settlements, 3) Human Development and Productive Capacity for Improved Social Services and 4) Transparent and Accountable Governance. These four thematic areas are closely aligned with the seven thematic areas of the Ghana Shared Growth and Development Agenda (2010-2013). A total of 11 outcomes were identified under the 4 thematic areas, which are listed in the table below.

Table 1: Overview of 11 UNDAF outcomes

Thematic Areas	UNDAF/UAP outcomes
Food Security and Nutrition	<ol style="list-style-type: none"> 1. At least an additional 15% of medium and smallholder farmers (including at least 50 %women farmers²); in at least 5 regions have access to MoFA-approved agricultural extension services and access to markets in a timely manner -by 2016. 2. At least, an additional 10% of households consume adequate levels of safe, nutritious foods and adopt positive dietary behaviour.
Sustainable Environment, Energy and Human Settlements	<ol style="list-style-type: none"> 3. National systems and existing institutional arrangements for Climate Change mitigation and adaptation and for disaster risk reduction, as defined in the Hyogo Framework for Action at the district, regional and national level are functional. 4. At least 15% of the Slum and Disaster Prone Communities including women have improved livelihoods through better access to affordable and sustainable housing and skills training in 5 major regions. 5. An additional 2.5% of the population have sustainable use of improved drinking water and sanitation services and practice the three key hygiene behaviours by 2016
Human Development and Productive Capacity for Improved Social Services	<ol style="list-style-type: none"> 6. Women and children have improved and equitable access to and utilization of quality, high impact maternal, neonatal and child health and nutrition interventions. 7. The most disadvantaged and vulnerable groups across Ghana benefit from at least four social services in an integrated social protection system 8. Strengthened and scaled up national multi-sectoral, decentralized AIDS response to achieve Universal Access targets by 2016. 9. Socioeconomically excluded and disadvantaged groups have increased access to education services and demonstrate increased attainment in literacy, numeracy and life skills.
Transparent and Accountable Governance	<ol style="list-style-type: none"> 10. Key national institutions of democracy are effective, accountable, gender responsive and promote peace, inclusive governance, human security with focus on vulnerable groups, by 2016. 11. Ministries, Departments and Agencies (MDAs), Local Government and CSOs have effectively developed, funded, coordinated, implemented, monitored and evaluated national and sectoral policies, plans and programmes aimed at reducing poverty and inequalities and promoting inclusive social-economic growth by 2016.

Joint Programmes and Collaborative Programming

Within the four UNDAF themes – which are firmly anchored in national priorities and focused on the MDGs - the UNCT has identified a number of results areas for joint delivery by two or more UN agencies. The current UNDAF cycle in Ghana and experiences in other countries and regions

² Farmers is defined as all forms of primary production (livestock, crops, fisheries, forestry)

have confirmed the usefulness of Joint UN Programmes (JPs) as one of the modalities for increasing the relevance and impact of UN development assistance, while, at the same time, reducing the transaction costs for external partners in working with the UN. In addition, the UNCT has noted that - while JPs can add substantially to the effectiveness of the UNDAF 2012-2016 - other forms of collaborative programming between two or more UN agencies should be part of a spectrum of tools to respond flexibly to different needs and opportunities for joint UN collaboration. The use of the MDG Acceleration Framework (MAF) tool which rallies UN agencies and other development partners behind select initiatives to boost MDG achievement, and the REACH initiative which brings together relevant agencies to jointly tackle malnutrition in children under 5, are two examples of collaborative programming in the new UNDAF.

The following table provides an overview of the results areas that have been selected for joint programmes and collaborative programming under the new UNDAF, as well as the corresponding programming modalities and participating UN agencies. Additional joint programmes and collaborative programming can be agreed during the UNDAF cycle.

Table2: overview of areas for joint programmes, MAFs and collaborative programming

Results areas	Modality	UN lead agency	UN support
Food security and nutrition (OC1)	Collaborative programming under REACH initiative	WFP	FAO, UNICEF, WHO
Climate change and disaster risk reduction (OC3)	JP	UNDP	WFP, FAO, UNU-INRA
Sanitation and water (OC5)	Collaborative programming under MAF	UNICEF	UN-Habitat, UNV, UNDP
Maternal, neonatal and child health (OC6)	Collaborative programming under MAF	WHO	UNICEF, UNFPA, WFP, UNDP
HIV/AIDS (OC8)	JP and collaborative programming	UNAIDS	JUTA members
UN joint activities in the Upper West Region	JP or collaborative programming	WFP, with UNICEF as co-lead	WHO, UNFPA, UNDP, UNESCO, UNU-INRA
Human Security	JP	UNDP	UNICEF, WFP, FAO, UNIDO, UNU-INRA
Strengthening Gender	Collaborative programming under MAF	UNFPA	all UN agencies
Humanitarian response	Joint coordination and response	RC's office	All UN agencies
Monitoring and evaluation	Collaborative programming with potential for joint programme	UNFPA	All UN agencies

Increased joint engagement of UN agencies in the above results areas and in select regions of the country reflects a shift towards better targeting UN interventions now that Ghana has attained the

status of a low middle-income and oil-producing country. The more targeted approach of the UNDAF 2012-2016 is also confirmed with a stronger focus on 1) the lagging MDGs, and 2) the rising disparities amongst the general population and between regions, which require the UN to strengthen equity-based development in order to reach and support the most vulnerable populations.

To ensure the quality and effectiveness of JPs under the new UNDAF, and to distinguish them from other forms of collaborative programming, the UNCT has established a number of criteria. First, JPs require a document that includes a common work plan and related budget, and a clear definition of roles and responsibilities of partners in coordinating and managing the joint activities. The JP document is signed by all participating UN agencies and national partners. In addition, the use of the JP modality requires the fulfilment of the following criteria: 1) Two or more UN agencies share common results, common national or sub-national partners, or work in the same geographical area, 2) Strong Government demand and ownership, 3) existence of a clear national strategy and plan on which the JP can be based, 4) direct linkage of JP results to the UNDAF results chain and 5) adequate capacities of Government and participating UN organizations to coordinate, manage and provide inputs (cash, in-kind or technical expertise) to support implementation and monitoring.

The UN Country Team, UN Interagency Programming Group (UN IPG) and the UNDAF Outcome Groups are key mechanisms to propose and develop new JPs. The UN convening agency for each UNDAF Outcome Group coordinates participation of other UN agencies in achieving the Outcome, and in participating coherently as One UN in the corresponding national Sector Working Groups (SWGs). Coherent participation in the national SWGs will ensure that new JPs are fully aligned with SWG agreements and plans and can be revised according to developments in the sector.

3. Programme Management and Accountability Arrangements

UNDAF and UAP Governance

UN-supported programmes under the UNDAF will be executed under the overall coordination of the Ministry of Finance and Economic Planning (MoFEP) as the government coordinating agency.

As member of the UN IPG, MoFEP participates in annual progress reviews of the UNDAF and UAP to provide policy direction and guidance on future implementation and any required revisions of UNDAF results. The annual UN IPG progress reviews will be based on progress reports provided by the UNDAF Outcome Group Co-chairs (UN lead agency and main Government counterpart).

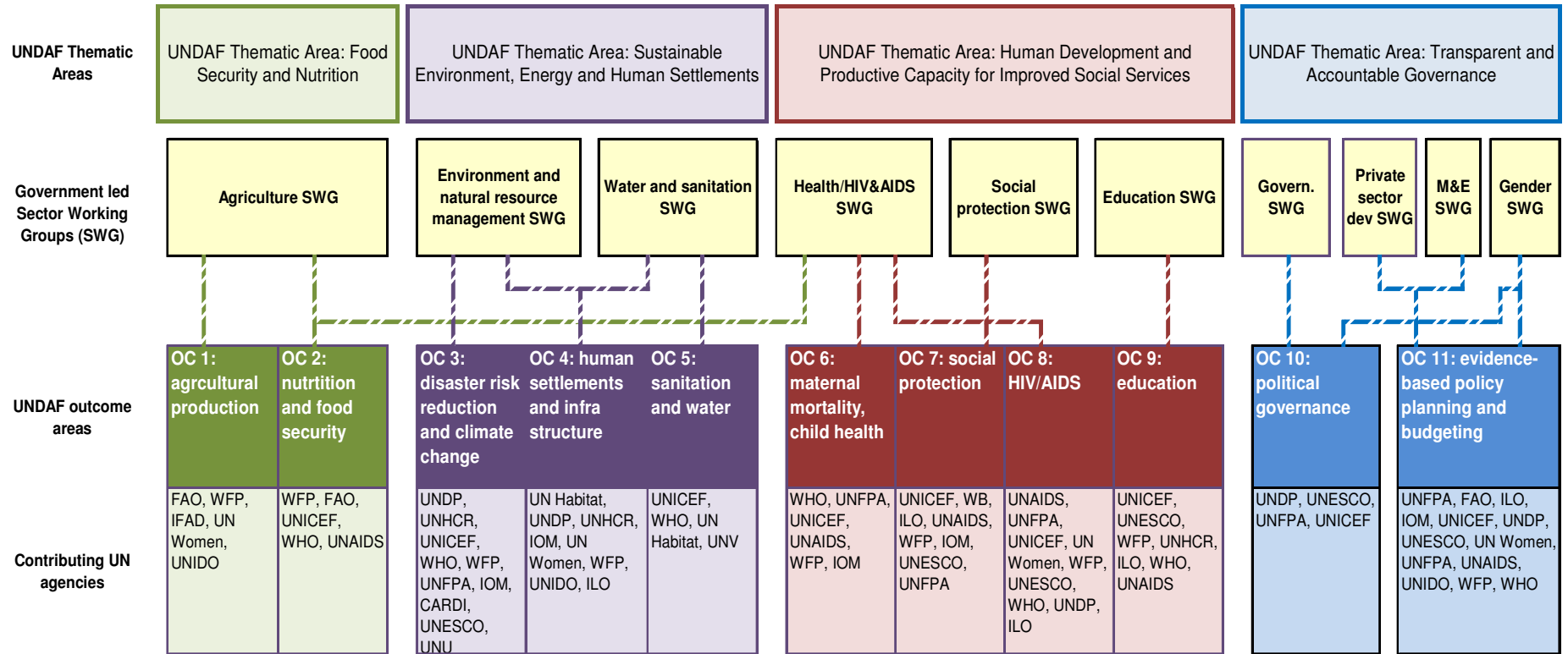
The UN agency and lead implementing partner (IP) for each supporting activity have been identified in the UAP Results Matrix. The lead IP may be a Government body, independent branch or entity of the state, or a civil society partner. Together with the UN agency, the IP will be responsible for coordinating actions amongst the other partners in support of the key activity.

UNDAF implementation and M&E is integrated with the agendas and work plans of national aid coordination structures, in particular the Sector Working Groups. In chairing or co-chairing national Sector Working Groups and similar national coordination mechanisms, Government has regular opportunities to guide and actively contribute to the UNDAF process, together with other development partners and civil society organizations.

While the UNDAF identifies the different UN agencies contributing to the same Outcomes and Outputs, the UAP matrix holds individual UN agencies responsible for the achievement of key activities. This ensures a clear accountability system and minimizes overlap and duplication in the achievement of results.

In line with NKONSONKONSON, the UN Convening Agencies for each UNDAF Outcome will help ensure that UN engagement in the national Sector Working Groups (SWGs) and similar national coordination mechanisms is as efficient, effective and coherent as possible. This includes ensuring regular attendance of meetings, joint UN agencies' positioning and coherent communication in the relevant sector or theme, joint advance preparation as required, and reporting back to the UN IPG on relevant discussions and developments in those groups. With reference to the UNDAF and UAP, the UN convening agency endeavours that UNDAF issues are addressed in these groups to minimize the need for parallel meetings on UNDAF. Using national development coordination includes use of SWG work plans and M&E systems. The chart on the next page outlines the 'proposed coordination mechanisms of UNDAF outcome areas through the national Sector Working Groups':

Chart 1: Proposed coordination mechanism of UNDAF outcome areas through the Sectoral Working Groups



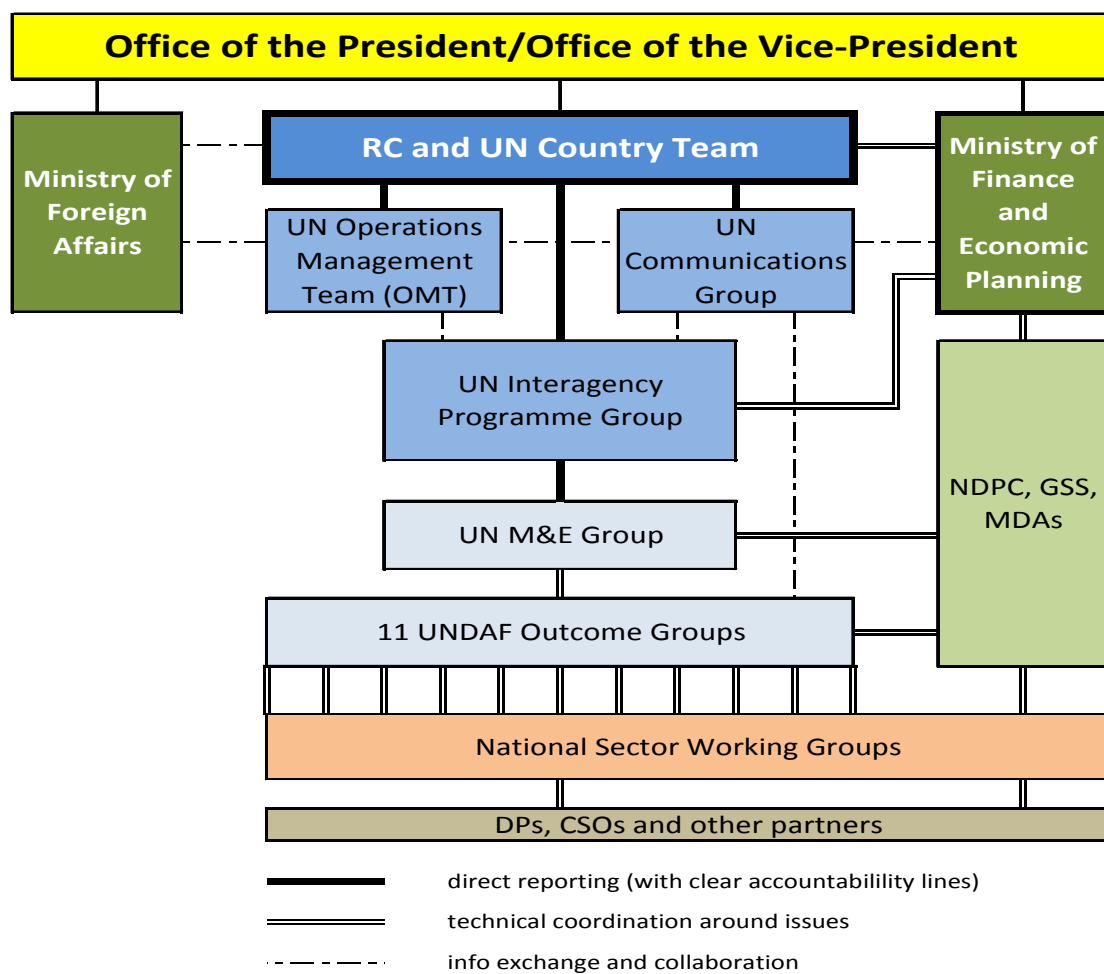
The UN IPG, composed of UN agencies programme heads and MoFEP representatives, is the key mechanism for assessing progress on the UNDAF and UAP, and for agreeing on any necessary revisions of the results matrices before the changes are approved by the UNCT. The UN IPG Chair reports to the UNCT at its monthly meetings. The UN IPG oversees the work of the UNDAF Outcome Groups who report to the UN IPG Chair.

The UNDAF Outcome Groups coordinate and monitor the implementation of the different activities listed in the UAP under the respective Outcome area, both amongst the different UN agencies (internally) and with other sectoral partners (through the SWGs). The UN Convening Agency for each Outcome Group provides regular updates to the UN IPG and to the respective SWG on progress made and on bottlenecks encountered during the implementation of the UNDAF outcome area. Details on the regularity of Outcome Group meetings, interactions with the UN IPG, etc. are spelled out in the TORs for UNDAF Outcome Groups.

The Office of the Resident Coordinator supports the Resident Coordinator and the UN Country Team in managing the implementation of the UAP. It participates in the UN IPG and ensures the linkage with Non-resident Agencies and with MoFEP as the government coordinating agency.

The following chart gives an overview of the governance structure for the UNDAF and the working mechanisms that are supporting it (M&E, UN operations and UN communications):

Chart 2: UNDAF Governance and Supporting Working Groups



Annual Work Plans and Project Documents

The UAP will be made operational through agencies annual work plans (AWPs) and programme documents. To the extent possible, the UN system agencies and partners will use only the signed UAP and the signed AWP or biennial work plans to implement programmatic initiatives. However, as necessary and appropriate, project documents can be prepared using, inter- alia, the relevant text from the UAP and AWP or biennial work plans.

Development and Management of Joint Programmes

Joint Programmes (JPs) will be developed and signed jointly by the relevant partners and the UN agencies. All JP documents follow closely the Revised Standard Joint Programme Document format approved by the UNDG in April 2008. The use of the approved UNDG format serves to ensure that JP results, M&E and reporting are consistent with the broader UNDAF and UAP results and M&E frameworks.

The arrangements for monitoring, review, and coordination of any JP will be spelled out in the JP document. The JP coordination mechanism, typically a JP Steering Committee, includes all signatories to the joint programme document. Linkages to the UNDAF coordination mechanisms, such as UNDAF Outcome Groups will be specified.

Cash Transfers

All cash transfers to an Implementing Partner are based on the Annual Work Plans agreed between the Implementing Partner and the UN system agencies.

Cash transfers for activities detailed in AWP can be made by the UN system agencies using the following modalities:

1. Cash transferred directly to the Implementing Partner:
 - Prior to the start of activities (direct cash transfer), or
 - After activities have been completed (reimbursement);
2. Direct payment to vendors or third parties for obligations incurred by the Implementing Partners on the basis of requests signed by the designated official of the Implementing Partner;
3. Direct payments to vendors or third parties for obligations incurred by UN system agencies in support of activities agreed with Implementing Partners.

Direct cash transfers shall be requested and released for programme implementation periods not exceeding three months. Reimbursements of previously authorized expenditures shall be requested and released quarterly or after the completion of activities. The UN system agencies shall not be obligated to reimburse expenditure made by the Implementing Partner over and above the authorized amounts.

Following the completion of any activity, any balance of funds shall be refunded or programmed by mutual agreement between the Implementing Partner and the UN system agencies.

Cash transfer modalities, the size of disbursements, and the scope and frequency of assurance activities may depend on the findings of a review of the public financial management capacity in the case of a Government Implementing Partner, and of an assessment of the financial management

capacity of the non-UN Implementing Partner. A qualified consultant, such as a public accounting firm, selected by the UN system agencies may conduct such an assessment, in which the Implementing Partner shall participate. The Implementing Partner may participate in the selection of the consultant.

Cash transfer modalities, the size of disbursements, and the scope and frequency of assurance activities may be revised in the course of programme implementation based on the findings of programme monitoring, expenditure monitoring and reporting, and audits.

4. Resources and Resource Mobilization Strategy

UN Budgetary Framework

As part of NKONSONKONSON, the UNCT has agreed to present the UAP with a single financial framework, showing each agency's planned results together with the funding source. Unfunded results – also called “funding gap” - are identified as well. The results in the financial framework are funded through traditional sources, including agencies' regular (or core) resources and other (or non-core) resources agencies are able to mobilize for themselves, as well as a specific country coherence fund established as an additional funding option to help covering the funding gap. This coherence or “NKONSONKONSON Fund” is a tool for joint resource mobilization supported by the UN Resident Coordinator on behalf of the UN system to attract resources for “unfunded” results of the UAP.

The UN Budgetary Framework allows the Government and other partners to have a full and transparent overview of the available financing and funding gaps for achieving UNDAF results. Specific details on the exact purpose, governance and administration of the NKONSONKONSON Fund, as well as the allocation criteria for any contributions to it, will be agreed based on consensus from all UNCT members.

Resources

Full implementation of the UAP will require an estimated total of USD 531,783,601. This estimated total combines USD 184,434,270 coming from regular (or core) resources from the UN agencies, USD 116,494,581 from other (or non-core) resources, and USD 230,854,750 which will need to be mobilized separately by UN agencies and jointly through the NKONSONKONSON Fund over the course of the UNDAF cycle. Table 3 below summarizes the resource requirement by UNDAF thematic area and Table 4 on the next page summarizes the resources contributions and requirements by UN Agency. Annex 1 provides detailed information on contributions and requirements for each of the 11 UNDAF Outcomes.

Table 3: Summary Budgetary Framework UAP Ghana 2012-2016 by UNDAF Thematic Area

Thematic Area	Indic. Res. Contr. UNDAF	Resource Contributions to UNDAF Action Plan by UN agencies in Ghana		
		Regular Resources	Other Resources	Gap
Area 1: Food security and nutrition	\$48,298,000	\$7,700,000	\$18,421,749	\$22,176,251
Area 2: Sustainable environment, energy and human settlement	\$106,806,601	\$21,872,310	\$45,254,291	\$39,680,000
Area 3: Human development and productive capacity for improved social services	\$256,819,000	\$112,237,000	\$30,692,658	\$113,889,342
Area 4: Transparent and accountable governance	\$119,860,000	\$42,624,960	\$22,125,883	\$55,109,157
TOTAL	\$531,783,601	\$184,434,270	\$116,494,581	\$230,854,750

Table 4: Summary Budgetary Framework UAP Ghana 2012-2016 by UN Agency

	Indic. Res. Contr. UNDAF	Resource Contributions UAP		
		Regular Resources	Other Resoucrses	Gap
FAO	\$7,000,000	\$4,900,000	\$700,000	\$1,400,000
ILO	\$12,650,000	\$342,000	\$1,800,000	\$10,508,000
IMO	\$200,000	\$200,000	\$0	\$0
IOM	\$7,925,000	\$199,960	\$150,000	\$7,575,040
UN Habitat	\$5,500,000	\$0	\$3,760,000	\$1,740,000
UNAIDS	\$5,550,000	\$1,560,000	\$885,000	\$3,105,000
UNEP	\$70,000	\$70,000	\$0	\$0
UNDP	\$97,250,000	\$36,195,000	\$34,105,000	\$26,950,000
UNESCO	\$2,269,291	\$790,000	\$1,479,291	\$0
UNFPA	\$49,790,000	\$17,590,000	\$9,700,000	\$22,500,000
UNHCR	\$3,100,000	\$1,300,000	\$0	\$1,800,000
UNICEF	\$162,725,000	\$35,225,000	\$44,624,757	\$82,875,243
UNIDO	\$4,767,310	\$1,842,310	\$0	\$2,925,000
UNODC	\$20,085,000	\$150,000	\$150,883	\$19,784,117
UNU-INRA	\$200,000	\$150,000	\$50,000	\$0
UNV	\$100,000	\$50,000	\$0	\$50,000
UN WOMEN	\$5,230,000	\$1,270,000	\$1,070,000	\$2,890,000
WB	\$82,600,000	\$82,600,000	\$0	\$0
WFP	\$55,800,000	\$0	\$15,315,000	\$40,485,000
WHO	\$8,972,000	\$0	\$2,704,650	\$6,267,350
TOTAL	\$531,783,601	\$184,434,270	\$116,494,581	\$230,854,750

These are estimated amounts and actual amounts will depend on availability of UN system agencies' resources and contributions from funding partners. Regular (or core) and other (non-core) resources indicated are exclusive of funding received in response to emergency appeals.

Types of Support

The UN system agencies will provide support to the development and implementation of activities within the UAP, which may include technical support, cash assistance, supplies, commodities and equipment, procurement services, transport, funds for advocacy, research and studies, consultancies, programme development, monitoring and evaluation, training activities and staff support. Part of the UN system agencies' support may be provided to Non-Governmental and Civil Society system agencies as agreed within the framework of the individual annual work plans (AWPs) and project documents.

UN agencies will consult with ministries and Government agencies concerned on timely requisition of cash assistance, supplies and equipment or services. UN agencies will keep concerned officials informed of the movement of commodities, in order to facilitate efficient and timely clearing, warehousing and distribution. In consultation with the Government Coordinating Agency, the UN agency maintains the right to request a joint review of the use of the commodities supplies but not

used for the purposes specified in the UAP or annual or biennium work plans, for the purpose of reprogramming those commodities within the framework of the UAP.

Additional support may include access to UN organization-managed global information systems, the network of the UN system agencies' country offices and specialized information systems, including rosters of consultants and providers of development services, and access to the support provided by the network of UN Specialized Agencies, Funds and Programmes.

The UN system agencies shall appoint staff and consultants for programme development, programme support, technical assistance, as well as monitoring and evaluation.

Subject to annual review and progress in the implementation of the programme, the UN system agencies' funds are distributed by calendar year and in accordance with the UAP. These budgets will be reviewed and further detailed in the annual work plans (AWPs) and project documents. By mutual consent between the Government and the UN system agencies, funds not earmarked by donors to the UN system agencies for specific activities may be re-allocated to other programmatically equally worthwhile activities aligned with the UNDAF.

Use of the Harmonized Approach to Cash Transfers (HACT)

In case of direct cash transfer or reimbursement, the UN system agencies shall notify the Implementing Partner of the amount approved by the UN system agencies and shall disburse funds to the Implementing Partner within ten (10) days after all documentation required for the request has been accepted by the UN Agency.

In case of direct payment to vendors or third parties for obligations incurred by the Implementing Partners on the basis of requests signed by the designated official of the Implementing Partner; or to vendors or third parties for obligations incurred by the UN system agencies in support of activities agreed with Implementing Partners, the UN system agencies shall proceed with the payment within fifteen (15) days.

The UN system agencies shall not have any direct liability under the contractual arrangements concluded between the Implementing Partner and a third party vendor.

UN Agencies will continue to be audited internally and separately for the management of the resources and implementation of the activities under their responsibility in line with their established rules and regulations. Where the UN system agencies and other UN system agency provide cash to the same Implementing Partner, programme monitoring, financial monitoring and auditing will be undertaken jointly or coordinated with those UN system agencies.

5. Communication

The UNDAF and the UAP are the UN's key tools to ensure coherence and collective impact of UN agencies programmes in Ghana. Strategic internal and external communications on the basis of the UNDAF will ensure that staff, partners and the general public are aware of the UN's positioning in Ghana, as well as its programmes and development results. In addition, internal communications will rally UN staff behind NKONSONKONSON, which the UN Country Team adopted to respond to the Government's request to "Deliver as One" in Ghana. The strong programmatic focus on the MDGs provides the angle for UNDAF-based communications in the next years leading up to 2015.

The communications experts and focal points of the different UN agencies, funds and programmes in Ghana, come together regularly as the UN Communications Group (UNCG). The Group is chaired by a member of the UNCT who reports directly to the UN Resident Coordinator and the UNCT on the group's activities. The modus operandi of the UNCG is to be an active part of the UNDAF process at all stages. This direct involvement of UNCG members in programming work and other substantive meetings and events, allows the UNCG to fully understand the UNDAF process and, thus, be able to provide strategic and well informed communications support to the UNCT and programme staff.

UN Agencies, through their respective communications focal points, will provide hard copies and electronic UN public goods to the UN Information Centre (UNIC) from where information about the UN in Ghana can be sourced by the public. In cases where further information is required UNIC will direct enquirers to the appropriate UN agency for the needed response.

The UNDAF Outcome Groups and the UN IPG alert the UNCG on programmatic "milestones" and support the group with material for communicating on UN programmes, in particular joint achievement of development impact. One important UNCG priority will be to ensure the close linkage between UNDAF-based communications and joint communications activities around UN days throughout the year. Particular efforts will be made to concentrate joint UN communications on those UN Days and related themes that correspond directly to key UNDAF results and Joint UN Programmes in support of the MDGs.

A more effective UN system which seeks to follow the NKONSONKONSON or "In Unity Lies Strength" approach also requires strong internal communications. Therefore, the UNCG, with support from the RC Office, will reach out to all levels of staff in the different UN agencies, funds and programmes to ensure better understanding and buy-in for UN reform, UNDAF and NKONSONKONSON.

The above objectives and mechanisms will be captured in more detail in a joint UN communications strategy. The strategy will improve the coherence of the UN's overall messaging, support policy advocacy and catalyse change.

6. Monitoring and Evaluation

Introduction

A functional Monitoring and Evaluation (M&E) system for the UAP is essential to ensure that the UNDAF and UAP are not only informative documents about planned UN programme results and resources, but also the basis for an ongoing operational process. An efficient and effective operational process supports timely achievement and/or modification of results, including through regular review and discussion of progress and challenges in the implementation. UAP M&E relies and builds on the M&E of UN agencies programmes and concentrates on assessing progress in the joint achievement of UNDAF Outputs and Outcomes. While support to the completeness and coherence of UAP M&E will be given by the UN M&E Working Group, the main entities for regular monitoring and annual reporting of progress towards each UNDAF Outcome are the UNDAF Outcome Groups.

Routine Monitoring of UNDAF Implementation

The M&E function provides for the routine monitoring and evaluation of the UNDAF. M&E ensures that joint monitoring activities are undertaken yearly with Government; annual reviews are carried out; a mid-term review is undertaken in order to re-align programme implementation with realities prevailing at the time; and an end programme evaluation assesses the achievements, challenges, and lessons learned in order to inform the preparation of the next UNDAF cycle.

The following will be monitored: Overall progress towards the MDGs, emphasized within the Ghana Shared Growth and Development Agenda; completion of reports on UN Conventions ratified by Ghana; progress towards achievement of the outcomes of the UNDAF; and progress towards achievement of individual key UN agency results.

Together with national counterparts, the existing UNDAF Outcome Groups will meet periodically to assess progress in the implementation of the UAP at the level of outcomes, outputs and key UN agency contributions towards outputs. Outcome groups will prepare annual progress reports, highlighting key issues and proposing necessary adjustments. Each agency will remain responsible for monitoring the indicators and targets for their respective key agency results.

Annual Reviews

Each year, the UN M&E Group will provide necessary technical guidance to review the status of UNDAF implementation by outcome. The status report will be based primarily on information generated by agencies during the course of their regular monitoring and annual review exercises. To facilitate reporting, the UN M&E will use a common reporting template. The findings and key recommendations of the annual review will be presented to the UN-Interagency Programme Group (UN-IPG), where key staff from various ministries/institutions which include key staff from the Ministry of Finance and Economic Planning (MoFEP) and the National Development Planning Commission will validate the findings,. The results and conclusions of the annual review meeting will be presented to the UNCT for approval. The UNCT may also commission thematic analyses on one or more of the UNDAF's cross-cutting issues in any given year.

The Annual Review Document, in addition to providing an update of progress on output-level results, will examine: (a) changes needed in planning assumptions, risk status, and emerging opportunities; (b) the continued relevance of UNDAF results to national priorities; (c) any revisions that might be required to UNDAF strategies, planned activities, partnerships and resource allocations and (d) opportunities for improving UN agency coordination and for joint programming.

Midterm Review: UNDAF Progress Report

In 2014, a joint mid-term review by the Government, United Nations and other partners in Ghana will be conducted, synchronized as much as possible with national plan reviews. The main objective would be to obtain substantive feedback on progress towards achievement of UNDAF outcomes. It will focus on (i) whether the UNDAF has made the best use of the United Nations' comparative advantages in the country; (ii) the coherence of the Agencies' contribution toward achieving national priorities; (iii) whether the UNDAF has helped achieve the selected priorities in the national development framework; and (iv) outcome of capacity development initiatives. The MTR will provide a forum for discussion between the UN, Government and partners for any mid-course adjustments to ensure that United Nations efforts during the period 2012-2016 remain focused on national priorities. In addition, achievements, lessons learned and best practices will also be deliberated. The UNDAF Progress Report will follow the approved UNDG "Standard Operational Format and Guidelines for Reporting Progress on UNDAF" format.

Final Evaluation of UNDAF

An UNDAF evaluation in the penultimate year of the programme cycle (mid 2015) will be conducted to support the formulation of the next UNDAF. The evaluation will assess the relevance of the UNDAF outcomes, the effectiveness and efficiency by which UNDAF outcomes and Country Programme outcomes are being achieved, their sustainability and contribution to national priorities and goals; including an assessment of the performance of its JPs and for the future, the capacity of national partners to sustain progress, and the benefits and synergies accrued from a harmonized UN plan.

In order to strengthen monitoring and evaluation of the UAP and of the other aspects within Government provided below, a joint programme has been developed for the implementation of data, M&E and statistics. This step has been informed by the evaluation of the current UNDAF in which considerable strengthening of M&E performance featured as a key recommendation of the evaluation report.

The role of the UN M&E Group

The UN M&E Working Group will be responsible to plan, advise and coordinate the monitoring processes (such as during UNDAF Annual Reviews, UNDAF Progress Report, and Final Evaluation) among the UNDAF outcome groups. Advice and support includes consistency, completeness and user-friendliness/efficiency of the UNDAF indicator framework. Regular follow up on implementing the Integrated Monitoring and Evaluation Plan, IMEP is another key function of the group. Monitoring of financial management is imperative for results based management. M&E working group will provide guidance to integrate the programme and financial monitoring for effective programme implementation. This will include, monitoring all activities supported by cash transfers and will facilitate access to relevant financial records and personnel responsible for the administration of cash provided. In addition, given the on-going interventions to advocate for, and strengthen statistics and M&E, the UN M&E Working Group will ensure better coordination and support to Government through the existing M&E Sector Working Group.

Assurance activities for Cash Transfers

Implementing Partners agree to cooperate with the UN system agencies for monitoring all activities supported by cash transfers and will facilitate access to relevant financial records and personnel responsible for the administration of cash provided by the UN system agencies. To that effect, Implementing Partners agree to the following:

1. Periodic on-site reviews and spot checks of their financial records by the UN system agencies or their representatives,
2. Programmatic monitoring of activities following the UN system agencies' standards and guidance for site visits and field monitoring,
3. Special or scheduled audits. Each UN organization, in collaboration with other UN system agencies (where so desired: and in consultation with the respective coordinating Ministry) will establish an annual audit plan, giving priority to audits of Implementing Partners with large amounts of cash assistance provided by the UN system agencies, and those whose financial management capacity needs strengthening.

The Supreme Audit Institution (SAI) may undertake the audits of Government Implementing partners. If the SAI chooses not to undertake the audits of specific Implementing Partners to the frequency and scope required by the UN system agencies, the UN system agencies will commission the audits to be undertaken by private sector audit services.

7. Commitments of the Government

The Government and the UN system participate and contribute jointly to the planning, implementation and regular review of the UNDAF. Government leadership and ownership of the UNDAF at all stages are essential to ensure the quality of the process and the full achievement of planned results.

Based on the above, the Government commits to be part of the UN IPG and the UNDAF Outcome Groups to review progress and discuss the implementation of UN joint programmes and collaborative programming activities. Government participation in the annual UNDAF reviews will be of particular relevance to ensure that the UNDAF continues to support national development priorities.

The Government will provide all supply clearance (including food and non-food items), at the port of entry, warehousing and transportation of the goods to the end user, personnel, premises, supplies, technical assistance and funds, recurring and non-recurring support that are necessary for managing and implementing UN programmes under the UNDAF, except when the above mentioned resources and support is provided by the UN system or other development partners.

The Government further commits to maintaining and strengthening the national development coordination structures, including the national Sector Working Groups. This will allow the UN to include the UNDAF into national development planning and M&E systems, rather than managing it as a parallel stand-alone process.

The Government will support the UN system agencies' efforts to raise funds required to meet the needs of this UNDAF Action Plan and will cooperate with the UN system agencies including: encouraging potential donor Governments to make available to the UN system agencies the funds needed to implement unfunded components of the programme; endorsing the UN system agencies' efforts to raise funds for the programme from the private sector both internationally and in Ghana; and by permitting contributions from individuals, corporations and foundations in Ghana to support this programme which will be tax exempt for the donor, to the maximum extent permissible under applicable law.

The Government will provide monetary and/or in-kind contribution to the activities of the UNDAF. Cash assistance for travel, stipends, honoraria and other costs shall be set at rates commensurate with those applied in the country, but not higher than those applicable to the United Nations system (as stated in the ICSC circulars). As per the provision of the basic agreement between the Government and the UN agency, the Government will be responsible for the clearance, receipt, warehousing, distribution and accounting of supplies and equipment made available by the UN agency. No taxes, fees, tolls or duties shall be levied on supplies, equipment, or services furnished by the UN agency under this UNDAF Action Plan. The UN agency shall also be exempt from Value Added Tax (VAT) in respect of local procurement of supplies or services procured in support of UN-assisted programmes.

With regards to cash transfers, the following clauses will apply: A standard Fund Authorization and Certificate of Expenditures (FACE) report, reflecting the activity lines of the Annual Work Plan (AWP), will be used by Implementing Partners to request the release of funds, or to secure the agreement that the UN organization will reimburse or directly pay for planned expenditure. The Implementing

Partners will use the FACE to report on the utilization of cash received. The Implementing Partner shall identify the designated official(s) authorized to provide the account details, request and certify the use of cash. The FACE will be certified by the designated official(s) of the Implementing Partner.

Cash transferred to Implementing Partners should be spent for the purpose of activities and within the timeframe as agreed in the AWP only.

Cash received by the Government and national NGO Implementing Partners shall be used in accordance with established national regulations, policies and procedures consistent with international standards, in particular ensuring that cash is expended for activities as agreed in the AWP, and ensuring that reports on the utilization of all received cash are submitted to [UN organization] within six months after receipt of the funds. Where any of the national regulations, policies and procedures is not consistent with international standards, the UN system agency financial and other related rules and system agency regulations, policies and procedures will apply.

In the case of international NGO/CSO and IGO Implementing Partners cash received shall be used in accordance with international standards in particular ensuring that cash is expended for activities as agreed in the AWP, and ensuring that reports on the full utilization of all received cash are submitted to the UN organization within six months after receipt of the funds.

To facilitate scheduled and special audits each Implementing Partner receiving cash from a UN organization will provide UN system agency or its representative with timely access to:

- all financial records which establish the transactional record of the cash transfers provided by a UN system agency, together with relevant documentation
- all relevant documentation and personnel associated with the functioning of the Implementing Partners' internal control structure through which the cash transfers have passed

The findings of each audit will be reported to the Implementing Partner and [UN organization]. Each Implementing Partner will furthermore:

- Receive and review the audit report issued by the auditors
- Provide a timely statement of the acceptance or rejection of any audit recommendation to the UN organization that provided cash, and to the SAI, before submitting it to the UN organization.
- Undertake timely actions to address the accepted audit recommendations

Report on the actions taken to implement accepted recommendations, to the UN system agencies and to the SAI, on a quarterly basis or as locally agreed.

8. Other Provisions

This UNDAF Action Plan (UAP) supersedes any previously signed agency Country Programme Action Plans (CPAPs).

In the event of any significant change in the situation requiring a change in objectives or a need to extend the duration and scope of the planned programme component, the Government will make a formal request to the UN system agencies through the Representatives of each of the UN system agencies and an appropriate amendment to this UAP will be negotiated.

In the event of a failure by one party to fulfill any of its obligations under this UAP:

(a) where the defaulting party is one of the UN system agencies, the Government may either (i) suspend the discharge of its own obligations vis-à-vis the defaulting party by giving written notice to that effect to the defaulting party or (ii) terminate the UAP vis-à-vis the defaulting party by giving written notice of sixty (60) days to the defaulting party; and

(b) where the defaulting party is the Government, the UN system agency as to which the Government has defaulted, either alone or together with all other UN system agencies, may either (i) suspend the discharge of its own obligations by giving written notice to that effect to the defaulting party or (ii) terminate the UAP by giving written notice of sixty (60) days to the defaulting party.

Any dispute between the Government and a UN agency shall be resolved in accordance with the provisions of that Organization's basic agreement with the Government as referred in Part 2 of this UAP. Any dispute among the UN system agencies shall be resolved exclusively among the UN system agencies through approaches identified in the UNDG-endorsed dispute resolution mechanism.

The Government will honor its commitments in accordance with the provisions of the cooperation and assistance agreements with the UN organizations. The Government shall apply the provisions of the Conventions on the Privileges and Immunities of the United Nations agencies to the Agencies' property, funds, and assets and to its officials and consultants. In addition the Government will accord to the Agencies and their officials and to other persons performing services on behalf of the Agencies, the privileges, immunities and facilities as set out in the cooperation and assistance agreements between the Agencies and the Government. The Government will be responsible for dealing with any claims, which may be brought by third parties against any of Agencies and its officials, advisors and agents. None of the Agencies nor any of their respective officials, advisors or persons performing services on their behalf will be held responsible for any claims and liabilities resulting from operations under the cooperation and assistance agreements, except where it is mutually agreed by Government and a particular Agency that such claims and liabilities arise from gross negligence or misconduct of that Agency, or its officials, advisors or persons performing services.

Without prejudice to the generality of the foregoing, the Government shall insure or indemnify the Agencies from civil liability under the law of the country in respect of vehicles provided by the Agencies but under the control of or use by the Government.

Nothing in this Agreement shall imply a waiver by the UN or any of its Agencies or Organization of any privileges or immunities enjoyed by them or their acceptance of the jurisdiction of the courts of any country over disputes arising of this Agreement”.

Nothing in or relating to this document will be deemed a waiver, expressed or implied, of the privileges and immunities of the United Nations and its subsidiary organs, including WFP, whether under the Convention on the Privileges and Immunities of the United Nations of 13th February 1946, the Convention on the Privileges and Immunities of the Specialized Agencies of 21st November 1947, as applicable, and no provisions of this Note Verbale or any Institutional Contract or any Undertaking will be interpreted or applied in a manner, or to an extent, inconsistent with such privileges and immunities.

IN WITNESS THEREOF the undersigned, being duly authorized, have signed this UNDAF Action Plan in December 2011, in Accra, Republic of Ghana.

9. UNDAF Action Plan Results Matrices

Thematic area 1: Food Security and Nutrition

National Development Priority: ACCELERATED AGRICULTURAL MODERNISATION

- Nutrition and food security
 - Improved agricultural productivity
 - Increased agricultural competitiveness and enhanced integration into domestic and international markets
- Support to MDGs: MDG 1, with close linkages to MDGs 2, 4, 5 and 6

Outcomes	Agency results	Indicators , Baseline, Target	Means of Verification	Role of Partners
<p>Outcome 1: At least an additional 15% of medium and smallholder farmers³ (including at least 50 %women farmers⁴); in at least 5 regions; have access to MoFA-approved⁵; agricultural extension services and access to markets, in a timely manner by 2016,</p>	<ul style="list-style-type: none"> - FAO - WFP - UNIDO - UN Women 	<p>Indicators:</p> <ul style="list-style-type: none"> - % change of medium and smallholder farmers (including the % of women) with access to MoFA approved agricultural extension services. - The % change of farmers (including women) with access to markets - The number of regions farmers are reached in, with agricultural extension services, and access to markets. - % of food purchased from smallholder farmers <p>Baseline:</p> <ul style="list-style-type: none"> - Number of registered small and medium 	<ul style="list-style-type: none"> • MoFA Annual Reports • Farmer Registration Database (MoFA) (to be completed 2012) • FAO and WFP project reports, field mission reports and assessment reports. • Planned WFP survey of numbers of small and medium holder farmers with access to market. 	<p><u>MoFA:</u> Coordination and Facilitation; Development of Farmer Registration database by 2012; Provide extension services resources (human, physical, financial)</p> <p><u>Ministry of Finance:</u> Timely release of agriculture related funding for MoFA.</p> <p><u>Farmer's Groups:</u> Active participation and Implementation.</p> <p><u>NGOs:</u> Relevant and aligned advocacy; Assistance with implementation.</p> <p><u>Donors and development partners:</u> Funding and technical assistance.</p>

³ Medium and small holder farmers (2-5 Ha and less than 2 Ha respectively)

⁴ Farmers is defined as all forms of primary production (livestock, crops, fisheries, forestry)

⁵ MoFA approved refers to services in line with the government's strategy / policy documents

Outcomes	Agency results	Indicators , Baseline, Target	Means of Verification	Role of Partners
		<p>holder farmers in Ghana (Source: Farmer registration database (MoFA), to be completed in 2012)</p> <ul style="list-style-type: none"> - 17% of medium and small holders have access to extension services ((IFPRI Integrating Gender into Agricultural Programs; WB ARD 2010). - 2% women (IFPRI Integrating Gender into Agricultural Programs 2009; WB ARD 2010 - Farmers are reached in the 3 northern regions. - % of smallholder farmers with access to market (Source: WFP Baseline survey) <p>Targets:</p> <ul style="list-style-type: none"> - Additional 15% of medium and smallholder farmers, 50% of whom are women, with access to extension services and markets. 		
<p>Output 1.1: By 2016, agricultural inputs⁶ are made available to at least an additional 15% Medium / smallholder farmers in at least 5 regions.</p>	<p>FAO:</p> <ul style="list-style-type: none"> - Facilitate the organization of farmers into groups to improve accessibility to agricultural inputs - Capacity building and institutional support for farmer organisations to enable them access agricultural inputs and advisory services with special consideration of gender and the specific needs of vulnerable segments of the population such as People Living with HIV and AIDS (PLHA), women, Orphans, Persons with Disabilities (PWDs) - Supply of basic farm inputs to farmers as well as measures (through training) to enhance processing and reduce post-harvest losses - Support Government in the adoption of the SWAp approach in agriculture 	<p>Indicators:</p> <ul style="list-style-type: none"> - % change of smallholder/low income farmers received agricultural inputs. - The number of regions that achieve the 15% increase in access to markets and agricultural services. - Number of women farmers trained in utilising patios for drying rice and pepper in at least two districts <p>Baseline:</p> <ul style="list-style-type: none"> - 36% smallholder/medium farmers have access to inputs (Source: SEND Ghana report 2009). <p>Targets: (timescales - annual)</p>	<ul style="list-style-type: none"> - MoFA Annual Reports - Farmer Registration Database (MoFA) (to be completed 2012) - FAO and WFP project reports, field mission reports and assessment reports. - WFP Comprehensive Food Security and Vulnerability Assessment (CFSVA) 	<p><u>MoFA:</u> Coordination and Facilitation; Provision of resources relating to extension services (human, physical, financial)</p> <p><u>Farmer's Groups:</u> Active participation. Implementation.</p> <p><u>NGOs:</u> Relevant and aligned advocacy. Assistance with implementation.</p> <p><u>Donors and development partners:</u> Funding and technical assistance.</p> <p><u>Research institute for seed research:</u> On-going implementation of their research.</p>

⁶Considered items such as fertilizer, improved seed, agrochemicals, etc.

Outcomes	Agency results	Indicators , Baseline, Target	Means of Verification	Role of Partners
	<p>UNIDO:</p> <ul style="list-style-type: none"> - Blacksmiths have capacity to produce agricultural implements - Improved food processing through equipment and training <p>UN Women:</p> <ul style="list-style-type: none"> - System in place to regularly make identified inputs required by women medium/smallholder farmers available to them - Women farmers utilise improved agricultural/postharvest technologies in at least 2 regions by 2013 <p>WFP:</p> <ul style="list-style-type: none"> - Smallholder farmers' yield increased by 10% 	<ul style="list-style-type: none"> - Additional 15% farmers with access to inputs - Interventions in at least 5 regions. <p>Indicator: % change in yield Baseline: 1.4 MT/Ha Target: 1.6 MT/Ha</p>	<ul style="list-style-type: none"> - P4P quarterly report, - Field mission reports, - follow up survey 	
<p>Output 1.2: 1,350 agricultural extension agents and researchers have increased capacity to reach out to medium and smallholder farmers by 2015</p>	<p>FAO:</p> <ul style="list-style-type: none"> - Popularize and promote the FFS and JFFLS approaches to deliver services to farming communities and institutions for agricultural development - Support systems for management of agricultural and marketing information, data and knowledge including public-private partnerships, including the media for dissemination and use of critical agriculture and environment information - Support and coordinate agriculture, livestock and fishery emergency interventions and improve the early warning capacity on impact of droughts and floods (FAOSTAT / Country STAT) - Strengthen crop research and extension linkages - Provide technical assistance in mainstreaming HIV / AIDS, climate change and gender in agricultural programmes - Capacity for research, analysis and interpretation of long term changes due to climate and emerging issues that increase vulnerabilities and risks of communities to respond to disasters increased. 	<p>Indicators:</p> <ul style="list-style-type: none"> - Number of extension agents within MoFA, and researchers that receive capacity building training. - Existence of data on women small holder farmers - Number of Agric. Extension Agents provided with training resources <p>Baseline:</p> <ul style="list-style-type: none"> - 300 extension agents and researchers trained in 2008-2009 (FAO internal sources) <p>Targets:</p> <ul style="list-style-type: none"> - 1350 extension agents are trained by 2015. - 1344 smallholder farmers provided with training by WFP 	<p>Means of Verification</p> <ul style="list-style-type: none"> - Project reports - Field mission reports - Quarterly progress reports (MoFA; FAO) - District reports (MoFA) - WFP Comprehensive Food Security and Vulnerability Assessment (CFSVA) - WFP P4P quarterly Report - P4P training report. 	<p><u>MoFA:</u> Coordination and Facilitation; Provide extension services resources (human, physical, financial) <u>Farmer's Groups:</u> Active participation. Implementation.</p> <p><u>NGOs:</u> Relevant and aligned advocacy. Assistance with implementation. INGOs and other donors and development partners. Funding and technical assistance. <u>Research institute for seed research:</u> on-going implementation of their research.</p>

Outcomes	Agency results	Indicators , Baseline, Target	Means of Verification	Role of Partners
	<p>UN Women:</p> <ul style="list-style-type: none"> - Increased knowledge about women small holder farmers - Knowledge products available on the agricultural inputs required by women medium/smallholder farmers - Training modules and materials on gender responsive agriculture available for training extension agents and researchers <p>WFP:</p> <ul style="list-style-type: none"> - 1344 smallholder farmers provided with training through MOFA extension agents. - Skilled smallholder farmers improved quality of their production. 			
<p>Output 1.3: Additional 10% of small and medium farmers have adopted Good Agricultural Practices (GAP) by 2016.</p>	<p>FAO:</p> <ul style="list-style-type: none"> - Post – emergency rehabilitation of livelihoods and production capacities - Promotion of conservation agriculture practices. - Support capacity development of communities to be prepared and responsive to climate change shocks and the degradation of the environment - Strengthen plant pest and disease control including Papaya mealybug and any other emerging pests and diseases - Support the agricultural census 2012 through provision of technical assistance to MOFA and GSS to conduct preparatory activities, formulation of an advocacy strategy, drafting of census questionnaires and costed implementation plan - Provide technical assistance in harmonization of policies regarding quality assurance and safety for crops, animals, fisheries and forestry products - Strengthen the capacity of national institutions responsible for enforcing and regulating food safety, phytosanitary and zoonosanitary standards - Capacity for aquaculture and artisanal fisheries 	<p>Indicators:</p> <ol style="list-style-type: none"> 1 The number of farmers that have adopted GAP. 2 Number of farmers practicing food safety. 3 Number of farmers adopting GAP. 4 Number of Agric. Extension Agents provided with training resources <p>Baseline:</p> <ol style="list-style-type: none"> 5 20% of small and medium holder are using GAP (FAO internal sources and monitoring) <p>Targets:</p> <ol style="list-style-type: none"> 1. Additional 10% adoption rate by 2016 <ul style="list-style-type: none"> - Productivity(yield) increased from 1.4 MT/Ha to 1.6 MT/Ha - GAP adopted by 90% of supported farmers - 50% of farmers producing commodities (maize, rice, beans etc) practicing food safety increased 	<p>- As per output 1.2</p>	<p>Role of Partners: (as per output 1.2)</p>

Outcomes	Agency results	Indicators , Baseline, Target	Means of Verification	Role of Partners
	<p>development increased</p> <ul style="list-style-type: none"> - SupportInfrastructure development for water harvesting, small scale irrigation systems and water resource management for crop and livestock production and productivity enhancement and to mitigate the effects of climate change - Tools for surveillance, monitoring, forecasting and control of pests and diseases of major crops, livestock, poultry, agroforestry, forestry and fisheries in place <p>UN WOMEN:</p> <ul style="list-style-type: none"> - Advocacy and awareness raising materials on GAP targeting women farmers available. - Monitoring system in place for levels of adoption and feedback from women farmers on GAP <p>WFP:</p> <ul style="list-style-type: none"> - Production and productivity level increased. - Farmers producing commodities (maize, rice, beans etc) practicing food safety increased significantly 			
<p>Output 1.4: Maize, soya bean, rice, and cowpea value chains for medium and smallholder farmers are strengthened in the major production areas by 2016.</p>	<p>FAO:</p> <ul style="list-style-type: none"> - Promote and support the value chain approach to agricultural commodity/agro-enterprise development for (but not limited to) cowpea and soya bean - Support to the National Rice Development Strategy - Knowledge and skills of value chain actors in (but not limited to) policy formulation and reviews increased <p>WFP:</p> <ul style="list-style-type: none"> - Training workshops conducted for smallholder farmers with the support of supply-side partners. - Food purchased from small holder farmers to cater food based intervention programmes, including school meals increased - Smallholder farmers organizations capacity 	<p>Indicators:</p> <ul style="list-style-type: none"> - Number of actors along the specified value chains strengthened - Quantity of maize and rice commodities locally purchased from small and medium holder farmers under P4P and traditional local procurement. - Number of training workshops conducted for actors along the value chain. - Number of training w/shops conducted in collaboration with P4P supply-side partners. - Qty of food purchased from smallholder farmers. - Number of FOs capacity enhanced through value chain. <p>Baseline:</p> <ul style="list-style-type: none"> - 35,000 metric tonnes over 2006 – 	<p>Means of verification</p> <p>As per output 1.3</p> <p>P4P reports by WFP</p> <p>WFP reports on quantities of purchases under traditional procurement activities.</p> <p>WFP Comprehensive Food Security and Vulnerability Assessment (CFSVA)</p>	<p>Role of partners:</p> <p><u>Farmer Based Organisations (FBOs):</u> Encourage and coordinate participation by farmers</p> <p><u>Ministry of Agriculture:</u> implementing the block farming program</p> <p><u>Ministry of Local Government and Rural Development:</u> Implementation of school feeding program.</p>

Outcomes	Agency results	Indicators , Baseline, Target	Means of Verification	Role of Partners
	<u>enhanced</u> for increased yields and become competitive players in agricultural markets	<p>September 2010 (total purchases including rice and maize) Source: WFP</p> <ul style="list-style-type: none"> - Number of training workshops conducted along the value chain: 100 <p>Targets:</p> <ul style="list-style-type: none"> - At least 42,000 metric tonnes of rice and maize purchased (over 5 years) including 1,500 MT for Home Grown School feeding Programme. - Number of training workshops: 15 - No of FOs: 26 		

Outcomes	Agency results	Indicators , Baseline, Target	Means of Verification	Role of Partners
Outcome 2: At least, an additional 10% of households consume adequate levels of safe, nutritious foods and adopt positive dietary behavior.	<ul style="list-style-type: none"> - WFP - UNICEF - FAO - UNAIDS - WHO 	<p>Indicators:</p> <ul style="list-style-type: none"> - Proportion of children aged 6 – 23 months who are fed according to the three minimum Infant and Young Child Feeding (IYCF) practices. - Proportion of households consuming adequate and nutritious food in the targeted areas. - Dietary diversity scores with relation to complementary feeding. <p>Baseline:</p> <ul style="list-style-type: none"> - 36.2% of children are adequately fed (Source: DHS 2008). - 68% of households consuming safe food - Baseline dietary diversity = 68% <p>Targets:</p> <ul style="list-style-type: none"> - 70% of children adequately fed. - 5% of non-pregnant women (15 – 49) have BMI <18.5 - Household target: 78% - Dietary diversification score target: 78% 	<p>Means of verification</p> <p>Ghana Demographic Health Survey (GDHS)</p> <p>Multiple Indicator Cluster Survey (MICS) (UNICEF)</p> <p>Country Stat Ghana (FAO)</p> <p>WFP CFSVA and others</p>	<p>Role of Partners</p> <p><u>Ghana Health Service (GHS):</u> Data collection and verification; Coordination and implementation through Behaviour Change Communication (BCC)</p> <p><u>MoFA:</u> Coordination and facilitation</p> <p><u>NGOs and Development partners (as above).</u></p>

Outcomes	Agency results	Indicators , Baseline, Target	Means of Verification	Role of Partners
<p>Output 2.1: National nutrition policy is developed by 2013.</p>	<p>FAO:</p> <ul style="list-style-type: none"> - Provide inputs to the policy development process - Support the development / updating of National Dietary guidelines as part of Implementation of the policy - Capacity building to improve complementary feeding as part of Implementation of the policy <p>UNICEF:</p> <ul style="list-style-type: none"> - Evidence-based and equity-focused national nutrition policy and operational framework is in place and being implemented fully in at least four most deprived regions <p>FAO/UNICEF/WFP/WHO :</p> <ul style="list-style-type: none"> - REACH approach operationalized & facilitated by REACH partners and contributed to harmonized action by all development partners in the nutrition sector in alignment with national plans - Nutrition Policy of government supported, - Importance of food and nutrition security and safety of vulnerable population (pregnant, lactating mothers, PLHIVs etc.) in the targeted regions ensured <p>WHO</p> <ul style="list-style-type: none"> - Capacity built to address nutrition concerns through adaptation and dissemination of relevant policies and guidelines <p>WFP:</p> <ul style="list-style-type: none"> - Provide input to the development of nutrition policy linking food security and nutrition aspects. 	<p>Indicators:</p> <ul style="list-style-type: none"> - Policy and action plan available and being implemented in at least 4 most deprived regions (BL: no policy or action plan available; target: policy or action plan available and being implemented) - REACH outputs are accomplished <p>Baseline:</p> <ul style="list-style-type: none"> - No policy at present (2010) <p>Targets:</p> <ul style="list-style-type: none"> - Policy developed by 2013 - Action plan being implemented fully in 4 most deprived regions 	<p>Means of verification:</p> <ul style="list-style-type: none"> - Policy document exists. 	<p>Role of partners:</p> <p><u>Ministry of Health:</u> Selection of consultants; Development of terms of reference, and provide guidance for the process.</p> <p><u>Other donor partners:</u> Financial and technical support; Inputs for draft policy development</p> <p><u>Media:</u> To raise public awareness</p>
<p>Output 2.2: The current Food Security and Nutrition Monitoring System (FSNMS) are expanded to cover at least 5 regions in the country by 2016.</p>	<p>WFP:</p> <ul style="list-style-type: none"> - As an early warning system for all stakeholders, Food Security and Nutrition Monitoring System (FSNMS) extended to two new regions - FSNMS indicated level of household food security and nutrition status in the targeted regions <p>UNICEF</p>	<p>Indicators (baseline/target):</p> <ul style="list-style-type: none"> - Number of regions for which monthly Food Security and Nutrition Monitoring System (FSNMS) Document are produced for stakeholders for targeted regions - Number of regions for which nutrition surveillance reports are produced (0/4) 	<p>Means of Verification:</p> <p>Availability of the monthly bulletins.</p>	<p>Role of partners</p> <p><u>MoFA; Ghana Statistical Service (GSS); Ministry of Health (MoH):</u> Provide data from sentinel sites and communities. Data validation for bulletin.</p> <p><u>Savannah Agricultural Research Institute (SARI):</u> GSS support; and data validation.</p>

Outcomes	Agency results	Indicators , Baseline, Target	Means of Verification	Role of Partners
	<ul style="list-style-type: none"> - Harmonized systems for collection and utilization of data on child undernutrition developed and implemented in at least four most deprived regions and information fed into the FSNMS <p>WHO:</p> <ul style="list-style-type: none"> - Improved information on nutrition through monitoring, strengthened surveillance system and operational research 			
<p>Output 2.3: By 2016, the UN supported micronutrient control activities will achieve at least:</p> <ul style="list-style-type: none"> - 70% coverage of routine Vitamin A supplementation; - 60 communities produce fortified food⁵ (100% increase from 2010); - A 90% coverage of households with adequately iodized salt. 	<p>WFP:</p> <ul style="list-style-type: none"> - Skilled Women’s group for milling and food fortification developed and marketing ensured. - Increased access to fortified food and iodized salt at the household and community level. - Improved access of Potassium iodates, & salt iodization machines to salt producers at coastal regions as a support to Govt USI initiative <p>UNICEF:</p> <ul style="list-style-type: none"> - National strategies and action plans are available and being implemented for addressing demand and supply side bottlenecks for achieving USI in Ghana and effective government led national mechanism for coordination of USI activities is in place - Women and children in the four most deprived regions of Ghana have access to high impact nutrition interventions for reduction of vitamin and mineral deficiencies, <p>WHO:</p> <ul style="list-style-type: none"> - Micronutrients prevention and control strategies adapted from the global evidenced-based guidelines updated and disseminated. 	<p>Indicators:</p> <ul style="list-style-type: none"> - Number of communities producing fortified foods⁷ for vulnerable groups. - % coverage of children aged 6 – 59 months who are supplemented with two doses of Vitamin A per year - % of households consuming adequate iodized salt. - Number of MDAs addressing USI as part of their Annual Program of work (baseline: 1; target: 3) - % of households consuming adequately iodized salt (BL: 32% - to be updated with MICS 2011; target: 90%) - % coverage of children aged 6 – 59 months who are supplemented with two doses of Vitamin A per year (BL: 56%; target: 90%) - No. of salt producers receiving Potassium iodates and salt iodization machine <p>Baseline:</p> <ul style="list-style-type: none"> - Current production of fortified foods for vulnerable groups occurs in 30 communities (2010). 	<p>Means of verification:</p> <p>WFP data on communities participating in fortified food production</p> <p>Ghana Demographic Health Survey</p> <p>Multiple Indicator Cluster Survey (MICS)</p>	<p>Role of Partners:</p> <p><u>Women’s groups:</u> To participate in the food fortification programs</p> <p><u>Ghana Health Service:</u> Implementation of surveys and nutrition programs.</p>

⁷Fortified foods entails the addition of a multivitamin pre-mix to locally milled cereals at the community level (Iron, Vitamin A, Iodine, Zinc)

Outcomes	Agency results	Indicators , Baseline, Target	Means of Verification	Role of Partners
		<ul style="list-style-type: none"> - 55.8% of children receive 2 doses of Vitamin A annually 6 – 59 months) <p>Targets:</p> <ul style="list-style-type: none"> - To increase production of fortified foods (by the UN) by 100% to 60 communities participating in production of fortified foods. - To increase coverage of routine supplementation in children under 1 (of Vitamin A) to 70% - 		
<p>Output 2.4: Promotion of nutrition education, for the consumption of locally available, nutritious foods (including therapeutic and supplementary feeding for vulnerable groups), 24,000 (10,000 WFP; 10,000 UNICEF, 4,000 FAO) additional people.</p>	<p>FAO:</p> <ul style="list-style-type: none"> - Support the development of nutrition education materials - Support the development / updating of National Dietary guidelines - Support the localizing and mapping of food biodiversity based on ecosystems and food consumption studies - Strengthen biodiversity preservation through in-situ and ex-situ conservation of nutritionally-rich food from sources of biodiversity - Promote policies and strategies for mainstreaming local biodiversity into multisectoral programmes focused on target populations with nutritional deficiencies - Support the redesigning of the Ghana School Feeding Program with emphasis on policy and linkage of smallholder farmers to the program - Support to public awareness programmes for consumer participation and education on food safety, nutrition and other food quality issues <p>UNICEF:</p> <ul style="list-style-type: none"> - National strategy on appropriate complementary feeding developed and operationalized in the four most deprived regions 	<p>Indicators:</p> <ul style="list-style-type: none"> - Number of people receiving nutrition education - Number of pregnant and lactating women receives supplementary feeding. - Number of malnourished children under five years receiving supplementary and therapeutic feeding. - Number of food insecure PLHIV/AIDS and affected families receives nutrition and food support. - Number of interventions such as JFFLS with a module on nutrition education- Number of IEC materials - National Action plan for complementary feeding being implemented in four focus regions - Proportion of SAM children under five years receiving therapeutic feeding (baseline: TBD; target: at least 10% increase from baseline). <p>Baseline:</p> <p>Number of people receiving nutrition</p>	<p>Means of verification:</p> <p>Program and training reports</p>	<p>Role of Partners:</p> <p><u>MoFA: MoH:</u></p> <p><u>Ministry of Education:</u></p> <p><u>Ministry of Local Government:</u></p> <p><u>Ministry of Empowerment of Social Welfare:</u></p> <p>Coordination Facilitation In-kind contributions</p> <p><u>Other development partners and donors / NGOs:</u></p> <p>Funding and technical support</p> <p>Implementation support where required.</p>

Outcomes	Agency results	Indicators , Baseline, Target	Means of Verification	Role of Partners
	<ul style="list-style-type: none"> - Community Management of acute malnutrition (CMAM) scaled up in all districts in the three northern regions <p>WFP:</p> <ul style="list-style-type: none"> - Vulnerable groups (malnourished pregnant and lactating women, children and PLHIV) reached with nutritious food, health and nutrition education in the WFP assisted projects. <p>UNAIDS:</p> <ul style="list-style-type: none"> - Increased number of clinically malnourished /food insecure PLHIV consuming locally available nutritious food and/or receiving therapeutic and supplementary food <p>WHO</p> <ul style="list-style-type: none"> - Enhanced capacity and skills for the scaling-up of nutrition actions to support maternal, infant and young child nutrition 	<p>education:</p> <ul style="list-style-type: none"> - 10,000 pregnant and lactating mothers receiving supplementary feeding (WFP). - 36,000 children receiving supplementary feeding (WFP). - Number of food insecure PLHIV/AIDS and families receiving nutrition and food support - Base line figure for JFFLS (FAO) = 3000 <p>Targets:</p> <ul style="list-style-type: none"> - 10,000 pregnant and lactating mothers. - 36,000 children for supplementary feeding. - FAO target: 4,000 people for JFFLS (additional 1,000 from baseline) 		
<p>Output 2.5: By 2016, the UN support service providers deliver quality nutrition intervention through the provision of technical training, tools, and resources.</p>	<p>FAO:</p> <ul style="list-style-type: none"> - Support the Ghana Health Service with revision and validation of the GSOP to ensure compliance with the Codex Code of Hygienic Practices for pre – cooked and cooked foods in Mass Catering (CAC/RCP 39-1993) and relevant Codex Codes of Hygienic Practice - Support the Ghana Health Service in implementation of the Guidelines and Standard Operating Procedures with regard to food safety management through training of selected catering officers, dieticians, diet cooks and other staff working in the catering departments at all levels of the service - Support the finalization of the food safety policy - Strengthen the capacity of service providers on the safe use of waste water in vegetable production to mitigate the health risks associated with waste water - Strengthen the capacity of service providers with 	<p>Indicators:</p> <p>Number of recipients of technical training sessions (knowledge)</p> <p>Resources committed to service providers (\$)</p> <p>Number of service providers receiving tools.</p> <p>Baselines: 6</p> <p><u>Training:</u></p> <p>WFP: 300 counterparts trained</p> <p>FAO:1500 counterparts trained</p> <p><u>Service Providers Receiving Tools:</u></p> <p>WFP: 2 (GHS; MOFA)</p> <p>FAO: 6 (GHS, SHEP Coordinators, GES, Food and Drugs Board, Standards Board, MOFA)</p> <p>UNICEF: TBD</p> <p>Targets:10 (Hunger Project, National Catholic</p>	<p>Means of verification:</p> <p>Training reports (technical assistance)</p> <p>Financial reports (resources)</p> <p>Program reports (tools delivered)</p>	<p>Role of Partners:</p> <p><u>MoFA, MoH, GHS , MOLG&RD ,MOTI, Ministry of Education;</u></p> <p>Coordination and facilitation</p> <p><u>Private sector / food industry</u></p> <p>Support in the implementation, including awareness.</p> <p><u>International NGOs, Donors:</u> Technical support</p>

Outcomes	Agency results	Indicators , Baseline, Target	Means of Verification	Role of Partners
	<p>regard to nutrition education and food safety</p> <p>UNICEF:</p> <ul style="list-style-type: none"> - GHS at national level and in four focus regions has the capacity to plan, implement and monitor operationalization of relevant aspects of the National Nutrition Policy. <p>WFP:</p> <ul style="list-style-type: none"> - Counterparts trained on nutrition interventions - WFP community based cereal milling and fortification sites scaled up in 3 northern regions. - Community based cereal milling & food fortification, salt re-bagging and resale groups trained to manage small business <p>WHO</p> <ul style="list-style-type: none"> - Capacity strengthened to address nutrition concerns through dissemination of guidelines, training materials and tools 	<p>Secretariat, Ghana Red Cross Society etc)</p> <p>WHO: 3 (GHS, FDB, MOH)</p> <p><u>Training:</u></p> <p>WFP: 500 counterparts trained</p> <p>UNICEF:100% of targeted providers trained</p> <p>FAO: 2500 (1000 extra from baseline of 1500)</p> <p><u>Service providers receiving tools:</u></p> <p>WFP: 2 (2)(GHS and MOFA)</p> <p>FAO: 6 (GHS, SHEP Coordinators, GES, Food and Drugs Board, Standards Board, MOFA)</p> <p>UNICEF: 100% of targeted providers trained</p>		

Thematic area 2: Sustainable Environment, Energy and Human Settlements

National Development Priority: SUSTAINABLE NATURAL RESOURCE MANAGEMENT& ENERGY AND HUMAN SETTLEMENTS

- Climate variability and change
 - Biodiversity
 - Water Resources and Sanitation
 - Natural Disasters, Risks and Vulnerability
 - Urban Development and Management
 - Housing/Shelter
 - Slum Upgrading and Prevention
- Support to MDGs: MDG 7

Outcomes	Agency Results	Indicators , Baseline, Target	Means of Verification	Role of Partners
<p>Outcome 3: National systems and existing institutional arrangements for Climate Change mitigation and adaptation and for disaster risk reduction, as defined in the Hyogo Framework for Action at the district, regional and national level are functional</p>	<ul style="list-style-type: none"> - UNDP - UNFPA - WFP - IOM - IMO - UNESCO - UNHCR - UNICEF - UNU-INRA - WHO 	<p>Indicators</p> <ul style="list-style-type: none"> - Proportion of districts, regions and key national institutions supporting the implementation of the national policy on climate change and disaster risk reduction - Share of modern forms of renewable energy (excluding large hydro) in the electricity generation mix - Presence of functional Early Warning Systems (EWS) in flood prone areas in Northern Ghana by 2015 - DRR incorporated in key government policies e.g. Environment, Agriculture, Health, Education, Housing etc. - No. of training organized for stakeholders <p>Baselines:</p> <ul style="list-style-type: none"> - National climate change and disaster risk policy in place - Less than 0.1% of energy consumption is made up of modern renewable energy 	<ul style="list-style-type: none"> - NADMO National Reports - UN Agencies annual reports 	<p>NADMO: Coordination and facilitation DISTRICT / MUNICIPAL / METROPOLITAN ASSEMBLIES:: District level support for implementation, monitoring and evaluation. NATIONAL FIRE SERVICE: Operational and Technical level support for fire-related disasters GHANA ARMED FORCES and GHANA POLICE SERVICE: Providing logistical support for reconstruction and coordination of relief assistance NGOs: implement projects in close collaboration with local/national governments, communities and UN agencies. MOFEP: Policy development, sector planning, review and coordination, resource allocation MINISTRY OF LOCAL GOVERNMENT AND RURAL DEVELOPMENT: Policy development, sector planning, review and coordination. EPA: Sector planning, review and</p>

Outcomes	Agency Results	Indicators , Baseline, Target	Means of Verification	Role of Partners
		<p>technologies</p> <ul style="list-style-type: none"> - No flood EWS currently exists, Ad hoc EW is issued, no systematic collection of flood data/information to guide warnings - No systematic inclusion of DRR in key government policies <p>Targets:</p> <ul style="list-style-type: none"> - 30% districts, 50% regions and 50% of key national institutions support implementation of national policy on climate change and DRR - The share of modern forms of renewable energy (excluding large hydro) in the electricity generation mix is increased to 5% by 2016 - Early Warning System (EWS) in flood prone areas in Northern Ghana in place, providing advanced and timely information on potential hazards such as floods. - Systematic inclusion of DRR in key government policies 		<p>coordination, resource allocation, institutional and system development, capacity development</p> <p>National Youth Council: awareness raising and public education on climate change disaster management, targeting the youth population</p>
<p>Output 3.1: Capacity of the National Climate Change Committee (NCCC) for policy development, participation in international negotiations, coordination and harmonization of sectoral strategies on climate change strengthened by 2016</p>	<p>UNDP:</p> <ul style="list-style-type: none"> - Capacity building programmes on policy development, negotiations, and policy coordination targeting NCCC organized - Development of climate change related policies supported <p>UNESCO:</p> <ul style="list-style-type: none"> - Provision of technical Support to NCCC for the development of CC policies <p>UNU-INRA:</p> <ul style="list-style-type: none"> - Scientific research on climate change mitigation and adaptation - Support for policy development in the area of, 	<p>Indicators:</p> <ul style="list-style-type: none"> - Number of climate change policies developed. - Number of international negotiation meetings on climate change attended by national counterpart. - Number of training programmes on policy development, international negotiations, coordination of sectoral strategies on climate change for the NCCC members conducted each year <p>Baseline:</p> <ul style="list-style-type: none"> - National Climate Change Committee 	<ul style="list-style-type: none"> - Climate change policy documents - Briefs on attending international negotiations - Papers and presentations made at international meetings 	<p>MEST: Policy development, sector planning, review and coordination</p> <p>EPA: Sector planning, review and coordination, resource allocation, institutional and system development, capacity development</p> <p>NDPC: Coordination and capacity development</p> <p>MOH: Coordination the integration of climate change and Health into sectoral programmes/plans</p> <p>MINISTRY OF ENERGY: Coordination of energy-intensive services into climate change programmes/ plans</p> <p>NATIONAL CLIMATE CHANGE</p>

Outcomes	Agency Results	Indicators , Baseline, Target	Means of Verification	Role of Partners
	climate change mitigation and adaptation - Knowledge delivery and capacity development for climate change multilateral negotiations IMO	established headed by Minister of Environment Science & Technology. - Participation of national climate committee in international negotiations is limited Targets: - 4 climate policies developed and capacity building reports for national climate change committees - 3 international meetings attended per year - 2 training programmes for NCCC members conducted each year.		COMMITTEE: Reviews of national climate change policies including coordination of sectoral climate change programmes Donors and Development Partners Funding and technical assistance
Output 3.2 Adaptation and mitigation strategies and practices integrated into climate resilient development policies, plans and programmes	UNDP: - Energy efficiency of the refrigerating appliances market in Ghana promoted - Climate change integrated into the management of priority health risks. - Third National Communication submitted to UNFCCC - Climate resilient plans (especially in the North) and Nationally Appropriate Mitigation Actions (NAMAs) developed and implemented - Institutional capacity to implement locally-appropriate livelihood adaptation strategies strengthened - Development of strategies and policies for renewable energies and energy efficiency promoted UNEP - Establishment of a national policy on Green Economy - Conducting technical workshops with national partners	Indicators: - Number of climate resilient plans developed and implemented each year at the sector and district level - Number of strategies and policies for renewable energy and energy efficiency developed, notably a roadmap for new and renewable energy industry and technologies - Number of Nationally Appropriate Mitigation Actions (NAMAs) implemented - Third National Communication developed and submitted to UNFCCC - Number of policies, policy reforms and plans approved and operationalized to promote green economy - Schemes for flood protection walls, reforestation, tree planting, dug out dams, rehabilitation of assets damaged/affected by climate change through food for work in the 3 northern	- Climate resilient plans - Strategies and policies on renewable energies - NAMAs implementation reports - Third National Communication to UNFCCC document - Project design document for climate-smart projects - Project identification note on climate-smart projects - Areas for investment for green economy identified. - Level of involvement of other sectors in green economy initiatives	MEST: Policy development, sector planning, review and coordination EPA: Sector planning, review and coordination, resource allocation, institutional and system development, capacity development NDPC: Coordination and capacity development MOH: Coordination the integration of climate change and Health into sectoral programmes/plans Energy Commission to develop end user Energy Efficiency programme and Ministry of Energy to promote innovation, deployment and diffusion of energy efficiency and renewable energy technologies FORESTRY COMMISSION: Sector planning, review and coordination, resource allocation, institutional and system development, capacity development MINISTRY OF AGRICULTURE; Sector planning, review and coordination,

Outcomes	Agency Results	Indicators , Baseline, Target	Means of Verification	Role of Partners
	<p>UNESCO</p> <ul style="list-style-type: none"> - Provision of technical support to the development and implementation of climate resilient plans at the sector level <p>UNU-INRA</p> <ul style="list-style-type: none"> - Socio-economic assessment including assessment of resilience enhancement options at farming-household level and analysis of economic incentives take the options - Training on climate and weather forecasting - Technical set-up and training on Early Warning System and climate change monitoring - Support for formulation of guidelines for setting up and utilizing satellite data systems - Establishment of modelling tools and online data sharing systems <p>WFP:</p> <ul style="list-style-type: none"> - Lives and livelihoods protected through climate change adaptation measures .Land, forest and dam rehabilitation activities, sustainable community based natural resource management ensured. - Climate change adaptation activities enhanced food access to the affected people, - Improved food consumption of affected people <p>WHO:</p> <ul style="list-style-type: none"> - Technical support in updating plans and improving programmes 	<p>regions</p> <p>Baseline:</p> <ul style="list-style-type: none"> - Tool for mainstreaming of climate change into national, sector and district plan developed and tested in 10 pilot districts - Policy objectives to increase modern forms of renewable energy - Second National Communication developed and submitted to UNFCCC. - Preparation of national climate change adaptation strategy - Development of sector-specific mitigation assessment - Two proposals for NAMAs that underwent feasibility assessment currently developed - Greenhouse gas inventory estimates developed - Green Economy scoping Study completed <p>Targets:</p> <ul style="list-style-type: none"> - 20 climate-resilient plans developed for relevant sectors and district assemblies each year. - At least 3 strategies and policies for renewable energy and energy efficiency developed. - 2 NAMAs implemented - Third National Communication developed and submitted to UNFCCC - 2 km of flood protection walls; 10 dug out dams and damaged assets rehabilitated, 1 million seedlings planted for reforestation 		<p>resource allocation, institutional and system development, capacity development</p> <p>DISTRICT/MUNICIPAL/METROPOLITAN ASSEMBLIES: Operational planning, technical supervision and support, monitoring and evaluation, coordination and facilitation, capacity development</p>

Outcomes	Agency Results	Indicators , Baseline, Target	Means of Verification	Role of Partners
<p>Output 3.3 The capacity of the Ministry of Finance and Economic Planning (MOFEP) and private sector (like banks and industries) to mobilize and access international funds on climate change mitigation and adaptation developed by 2013.</p>	<p>UNDP:</p> <ul style="list-style-type: none"> - Capacity development programmes for public and private sector to mobilize international funds on climate change implemented <p>UNESCO:</p> <ul style="list-style-type: none"> - Provision of technical support to the development of policy analysis tool for evaluation of efficiency standards - Provision of financial support to one MoFEP personnel to attend an international climate change financing event 	<p>Indicators:</p> <ul style="list-style-type: none"> - Number of implemented capacity development programmes. - Number of MoFEP and private sector staff supported to attend international climate financing events each year. - Availability of national budget guidelines on accessing international funding for climate change adaptation - No of policy analysis tool developed for evaluation of efficiency standards <p>Baseline:</p> <ul style="list-style-type: none"> - Limited capacity of MoFEP and private sector to access international funds. - Knowledge of MoFEP and private sector on the nuances of international climate financing is limited - Budget guidelines for climate change under preparation - Limited capacity for National project developers and verifiers - Limited public-private partnership for climate change mitigation projects <p>Targets:</p> <ul style="list-style-type: none"> - 3 round capacity development programmes for MoFEP and private sector in climate financing supported. - 2 staff from MoFEP and private sector supported to partake in international climate financing events. - National budget guidelines on accessing international funding for climate change adaptation are available - 3 policy analysis tools developed for evaluation of efficiency standards 	<ul style="list-style-type: none"> - Capacity development reports - Number of staff attended international climate financing events and their reports - Budget request for MoFEP 	<p>MOFEP: Policy development, sector planning, review and coordination, resource allocation</p> <p>MEST: Policy development, sector planning, review and coordination</p> <p>EPA: Policy development, sector planning, review and coordination</p> <p>PRIVATE SECTOR: Project development, implementation and provision of financial incentives</p>

Outcomes	Agency Results	Indicators , Baseline, Target	Means of Verification	Role of Partners
<p>Output 3.4: National policies and strategies on Disaster Risk Reduction, with emphasis on budget allocation to disaster prone districts, are in place and operationalized by 2014.</p>	<p>UNDP:</p> <ul style="list-style-type: none"> - Operationalization of DRR policy supported <p>WHO:</p> <ul style="list-style-type: none"> - Strengthened national capacity in the control of communicable disease in natural disaster and conflict situations 	<p>Indicators:</p> <ul style="list-style-type: none"> - Number of district assemblies funds that allocated 5% of total district budget for DRR activities <p>Baseline:</p> <ul style="list-style-type: none"> - No national policy on Disaster management <p>Targets:</p> <ul style="list-style-type: none"> - 5% of District Annual Budget allocated towards DRR in 50 of Districts in disaster prone areas. 	<ul style="list-style-type: none"> - Budgetary allocation data from MOFEP - District level financial accounts and reports 	<p>NADMO: Lead national institution for Coordination/ facilitation; monitoring and evaluation; , institutional and system development, expansion and mainstreaming of DRR , advocacy, capacity development</p> <p>MOFEP: Policy development, sector planning, review and coordination, resource allocation</p> <p>MINISTRY OF LOCAL GOVERNMENTAND RURAL DEVELOPMENT: Policy development, sector planning, review and coordination.</p> <p>Operational planning, technical supervision and support, monitoring and evaluation, coordination and facilitation, capacity development</p>
<p>Output 3.5: A national risk monitoring observatory is established for providing early warning information by 2016.</p>	<p>UNDP</p> <ul style="list-style-type: none"> - A national disaster risk database is established <p>IOM</p> <ul style="list-style-type: none"> - Development of baseline data on national historical natural disasters supported <p>IMO</p>	<p>Indicators:</p> <ul style="list-style-type: none"> - Establishment of database on multisectoral indicators on disasters at GMET <p>Baseline:</p> <ul style="list-style-type: none"> - National risk monitoring database is not available <p>Targets:</p> <ul style="list-style-type: none"> - Data base on multisectoral indicators on disasters developed - Fully functional national risk monitoring observatory established 	<ul style="list-style-type: none"> - Existence of the national risk monitoring observatory 	<p>GMET: use outcomes of studies and analysis reports to prepare policies and plans</p> <p>NADMO: Lead national institution for Coordination/ facilitation; monitoring and evaluation, institutional and system development, expansion and mainstreaming of DRR , advocacy, capacity development</p> <p>EPA: Sector planning, review and coordination, resource allocation, institutional and system development, capacity development</p>
<p>Output 3.6: A national strategy to raise public awareness on disaster risk reduction in</p>	<p>UNDP:</p> <ul style="list-style-type: none"> - National strategy for public awareness on DRR developed 	<p>Indicators:</p> <ul style="list-style-type: none"> - Existence of National Strategy on public awareness on DRR - Number of schools in the 4 Metropolitan 	<ul style="list-style-type: none"> - National Strategy document produced by NADMO - School curricula of the 4 	<p>NADMO: Lead national institution for Coordination/ facilitation; monitoring and evaluation, institutional and system development, expansion and</p>

Outcomes	Agency Results	Indicators , Baseline, Target	Means of Verification	Role of Partners
<p>primary and secondary schools and for improving building safety and protection of critical facilities is in place by 2013.</p>	<p>- DRR integrated into school curricula</p> <p>UNESCO:</p> <p>- Initiation of a DRR pilot project in a selected ASPnet school in Northern Region</p> <p>IOM:</p> <p>- IE & C Materials developed on disaster Risk Reduction</p> <p>- Awareness created based on findings from the baseline on national historical natural disasters</p> <p>- IE & C Materials distributed through trainers of trainers programme</p>	<p>Assemblies integrating DRR into school curricula</p> <p>- % of critical facilities in the 4 Metropolitan Assemblies constructed according to building codes with appropriate hazard-resistant features</p> <p>Baseline:</p> <p>- National Disaster Management Strategy in place</p> <p>Targets:</p> <p>- National Strategy on public awareness on DRR in place</p> <p>- 50 schools in the 4 Metropolitan Assemblies have integrated DRR into school curricula</p> <p>- 100% of critical facilities in the 4 Metropolitan Assemblies constructed according to building codes with appropriate hazard-resistant features</p>	<p>Metropolitan Assemblies</p> <p>- Building permits and minutes of planning committees of Metropolitan Assemblies</p> <p>- Surveys to verify the respect of building rules on DRR</p>	<p>mainstreaming of DRR , advocacy, capacity development</p> <p>DISTRICT /MUNICIPAL/METROPOLITAN ASSEMBLIES: Operational planning, technical supervision and support, monitoring and evaluation, coordination and facilitation, capacity development</p> <p>MINISTRY OF LOCAL GOVERNMENT: Policy development, sector planning, review and coordination,</p> <p>MINISTRY OF EDUCATION: Policy development, sector planning, review and coordination, resource allocation, institutional and system development, effective service provision models, advocacy, capacity development</p>
<p>Output 3.7: The institutional capacities (assessment, coordination and information management) of NADMO and other MDAs are reinforced for preparedness and response to man-made and natural disasters</p>	<p>UNDP:</p> <p>- NADMO's capacity for disaster risk reduction, preparedness, and response strengthened</p> <p>UNFPA:</p> <p>- Enhanced capacity of NADMO, Ministry of Health/GHS and other relevant agencies to plan and respond to SRH and GVB concerns in emergencies in line with Minimum initial Service Package</p> <p>UNHCR:</p> <p>- Advocacy for early warning undertaken</p> <p>- Emergency preparedness training undertaken</p> <p>- Advocacy for government provision of appropriate material, psycho-social legal and protection assistance for persons of concern</p> <p>- Support to government in provision of</p>	<p>Indicators:</p> <p>- Number of simulation exercises on Contingency Plan conducted</p> <p>- % of population affected by disaster reached by NADMO, MDAs and UN agencies within the timeframes specified in the National Contingency Plan</p> <p>- %r of people affected by natural/man-made disasters receiving relief items</p> <p>- 8 simulation exercises conducted</p> <p>- 100% of disaster victims reached within specified time by national contingency plan</p> <p>- Monitor activity of commodity prices, weather pattern</p>	<p>- Documentation (reports, audio-visuals, attendance sheets)of the joint simulation exercises</p> <p>- NADMO Situational Reports</p> <p>- UN SITREPS</p>	<p>NADMO: Lead national institution for Coordination/ facilitation; monitoring and evaluation,</p> <p>MINISTRY OF INTERIOR: Policy development, sector planning, review and coordination</p> <p>MEST and MIN. of TRANSPORT: Policy development, sector planning, review and coordination</p> <p>MOH – Ghana Health Service: Implementation , coordination ,policy and strategic support for health- related disaster</p> <p>EPA: Sector planning, review and coordination, resource allocation, institutional and system development,</p>

Outcomes	Agency Results	Indicators , Baseline, Target	Means of Verification	Role of Partners
	<p>appropriate material, psycho-social legal and protection assistance for persons of concern provided</p> <ul style="list-style-type: none"> - Material, psycho-social, legal, protection and transport needs of asylum seekers identified and shared with government <p>UNESCO:</p> <ul style="list-style-type: none"> - Provision of technical support in information management to capacitate NADMO towards efficient preparedness and response to man-made disasters <p>UNICEF:</p> <ul style="list-style-type: none"> - Capacity of stakeholders are enhanced to reduce the risks of disaster and to assess and respond to the child protection, health, WASH, education and nutrition needs during emergencies in line with UNICEF’s Core Commitments in Humanitarian Action. <p>UNU-INRA:</p> <ul style="list-style-type: none"> - Review and facilitation of institutional coordination for preparedness and response to man-made and natural disasters <p>IOM:</p> <ul style="list-style-type: none"> - Increased regional dialogue between NADMO and Regional Bodies - Strengthened NADMO’s capacity nationally and regionally to coordinate partners response to emergencies and DRR <p>IMO:</p> <p>WFP:</p> <ul style="list-style-type: none"> - CC adaptation strengthened in enhancing National Emergency Preparedness and Response Capacity. <p>WHO:</p> <ul style="list-style-type: none"> - Strengthened institutional capacity for improved 	<p>-</p> <p>Baseline:</p> <ul style="list-style-type: none"> - NADMO, national and regional platforms on DRR, Contingency Plans and National Disaster Management Policy are in place - UN Interagency Contingency Plan is in place - Monthly production EW information <p>Targets:</p> <ul style="list-style-type: none"> - 8 joint simulation exercises conducted - 70% of the population affected by disaster reached by NADMO, MDAs and UN Agencies within the timeframes specified in the National Contingency Plan - 100% of people severely affected by disaster receiving emergency assistance 		<p>capacity development</p> <p>GHANA ARMED FORCES AND GHANA POLICE SERVICE: Providing logistical support for reconstruction and coordination of relief assistance.</p> <p>NATIONAL FIRE SERVICE: Operational and Technical level support for fire-related disasters</p> <p>NGOs: Implementation of projects in close collaboration with local/national governments, communities and UN agencies</p>

Outcomes	Agency Results	Indicators , Baseline, Target	Means of Verification	Role of Partners
	national response to crises			
<p>Output 3.8: Biodiversity and land management issues, with a special focus on water bodies and afforestation, assessed and integrated at the national and local level</p>	<p>UNDP:</p> <ul style="list-style-type: none"> - Policy and regulatory frameworks for mainstreaming biodiversity into national strategies strengthened <p>UNESCO:</p> <ul style="list-style-type: none"> - Sustainable Management of Lake Bosomtwe in the Ashanti Region <p>UNU:</p> <ul style="list-style-type: none"> - Scientific research and generation of new knowledge on links between biodiversity, ecosystems and socioeconomic activities - Review and continuous assessment of outcomes in biodiversity - Support for policy development <p>WFP:</p> <ul style="list-style-type: none"> - Increased agricultural productivity, land reclamation, afforestation, and community level natural resource management 	<p>Indicators:</p> <ul style="list-style-type: none"> - No. of people benefiting from afforestation activities - Number of district development plans integrating SEA - deforestation rates - land degradation rates - No. of hectares of land afforested and dams desilted <p>Baselines:</p> <ul style="list-style-type: none"> - 120,000 people benefiting from afforestation activities - Deforestation rate 65,000 ha/yr - 69% of the total land surface of Ghana prone to severe or very severe soil erosion - National Budget Expenditure on the Environment and Natural Resource sector under 0.5% <p>Targets:</p> <ul style="list-style-type: none"> - 93,400 people benefiting from afforestation activities - 50 district development plans fully integrating SEA prepared by 2014 - Deforestation rates to decrease by 30% by 2014 - Land Degradation rates to decrease by 15% by 2014 	<ul style="list-style-type: none"> - District level plans - Remote sensing/forest surveys - remote sensing/ground surveys - Assessment reports using RAMSAR Ecological Character Criteria - National Budget Figures - Kite photography 	<p>EPA: Policy development, sector planning, review and coordination</p> <p>DISTRICT/MUNICIPAL/METROPOLITAN ASSEMBLIES: Operational planning, technical supervision and support, monitoring and evaluation, coordination and facilitation, capacity development</p> <p>MMDAs: Policy development, sector planning, implementation, review and coordination</p> <p>ACADEMIA: Research, review of reports, and training</p> <p>TRADITIONAL AUTHORITIES: To lead community on management of water bodies</p>

Outcomes	Agency results	Indicators , Baseline, Target	Means of Verification	Role of Partners
<p>Outcome 4: At least 15% of the Slum and Disaster Prone Communities including women have improved livelihoods through better access to affordable and sustainable housing and skills training in 5 major regions.</p>	<ul style="list-style-type: none"> - UN-HABITAT - UN-WOMEN - WFP - UNHCR - IOM - UNDP 	<p>Indicators:</p> <ul style="list-style-type: none"> - % change in growth of new slums and extent of upgrading of existing slums - number /% increase of replaced buildings in disaster prone communities - Number /% of women and youth with increased access to Livelihood opportunities - Defined National /Local government Institutional focus on urban development. <p>Baseline:</p> <ul style="list-style-type: none"> - 30% newly formed slums in Accra, Kumasi, Tema and Sekondi-Takoradi between 2006-2010. - At least 10 % of housing destruction by heavy rains due to poor building technology - 5% of youth and women in low income/disadvantaged communities have income generating activities or employable and ICT skills in 2010 - Long absence of directorate within any ministry tasked with direct responsibility of urban development - Non-existence of city development strategies <p>Targets:</p> <ul style="list-style-type: none"> - 15% of slums in major cities upgraded - 40% of youth and women in low income/disadvantaged communities have income generating activities, employable and ICT skills - 15% increase in the use of sustainable low 	<ul style="list-style-type: none"> - Urban development reports - Ghana State of the Cities Reports - Africa State of the Cities Reports - Housing/Slum Improvement reports - District Level reports - Housing census reports 	<ul style="list-style-type: none"> - GoG (National and local levels) to monitor project implementation to ensure its success and also provide financial and material support to communities as necessary - The Government of Ghana through the sector MDAs leads and coordinates the development of an enabling environment for housing and sustainable urban development - National and Local government work in close collaboration with NGOs/CSOs, traditional authorities, communities and UN agencies.

Outcomes	Agency results	Indicators , Baseline, Target	Means of Verification	Role of Partners
		<p>cost/local raw materials and technology by disaster prone and low Income/Slum communities.</p> <ul style="list-style-type: none"> - City Strategies of 3 major cities developed and being implemented to address urban issues 		
<p>Output 4.1: Urban Development, National Housing policies with National Housing Strategic Plan printed and disseminated and Local Integration polices developed, printed and disseminated by 2014</p>	<p>UN-HABITAT:</p> <ul style="list-style-type: none"> - Ghana Urban Forum established - Resource mobilization strategy for Housing and Urban Development interventions in the country developed <p>UNHCR:</p> <ul style="list-style-type: none"> - Legal framework and strategy for local integration proposed and agreed upon - National development policies facilitate social integration of refugees - Policy monitoring mechanism developed as part of local integration policy. <p>UN-WOMEN:</p> <ul style="list-style-type: none"> - Gender mainstreamed in housing and urban development strategies and disseminated to women groups and gender advocate by 2014 	<p>Indicators:</p> <ul style="list-style-type: none"> - National Urban policy Housing policy and strategic plan, developed, reviewed and approved by cabinet. - Local Integration Policy formulated and approved by cabinet. - All the policy documents are printed and disseminated <p>Baseline:</p> <ul style="list-style-type: none"> -Non-existence of a comprehensive housing policy, urban policy, local integration policy and housing strategic plan in 2011 <p>Target:</p> <ul style="list-style-type: none"> - National Urban Policy, Housing policy, Local Integration Policy and housing strategic plan in place by 2015 	<ul style="list-style-type: none"> - National housing Policy - Housing strategic plan - National Urban Policy - Local Integration Policy 	<ul style="list-style-type: none"> - Housing Directorate of the Ministry of Water Resources Works and Housing leads the housing policy review and dissemination processes. - Slum dwellers, the Coalition of NGOs and individual CSOs in human settlements participate in the housing policy review, housing strategic plan and urban policy formulation processes - National, Regional and district level sector MDAs are involved in organising and participating in stakeholder consultations. - Sector DPs and NGOs provide financial and technical support - Urban Development unit leads the urban policy formulation and dissemination processes. - Government (Ministry of Local Government and Rural Development to budget annually for the Urban Development Unit. - Sector DPs to provide financial and technical assistance to Urban Development Unit.
<p>Output 4.2 Knowledge and skills for effective housing delivery, the use of sustainable low</p>	<p>UN-HABITAT:</p> <ul style="list-style-type: none"> - Existing local building materials and technologies for low cost housing assessed and refined - Ccomprehensive capacity building strategy for 	<p>Indicators:</p> <ul style="list-style-type: none"> - Policy monitoring tools developed and used. - Program monitoring tools developed and 	<ul style="list-style-type: none"> - Housing Policy Monitoring Reports - Program and projects monitoring reports. 	<ul style="list-style-type: none"> - Sector DPs and NGOs provide financial and technical support - Government (Ministry of Water Resources Works and Housing

Outcomes	Agency results	Indicators , Baseline, Target	Means of Verification	Role of Partners
<p>cost/local building materials and technology, as well as low cost housing financing and economic opportunities generated.</p>	<p>housing delivery developed</p> <p>UN-WOMEN:</p> <ul style="list-style-type: none"> - Capacity of local/women organizations on cooperatives and savings towards housing enhanced. <p>WFP:</p> <ul style="list-style-type: none"> - Vulnerable groups affected by natural disasters empowered with income generation and economic activities <p>IOM</p> <ul style="list-style-type: none"> - Most vulnerable internally displaced persons affected by natural disaster provided with affordable and disaster resistant housing. <p>UNHCR:</p> <ul style="list-style-type: none"> - Communities earmarked for local integration assisted to use sustainable building materials. - Raw materials used for construction obtained from within the refugee hosting community. - Housing for refugees who opt for integration modeled after low income housing systems developed nationally <p>UNIDO:</p> <ul style="list-style-type: none"> - 5 most feasible and viable and productive activities in camps and surrounding communities operationalized (including identification of target beneficiaries and training institutions) <p>UNDP:</p> <ul style="list-style-type: none"> - Innovative and appropriate technologies and methodologies provided for sustainable and resilient low cost housing. 	<p>used.</p> <ul style="list-style-type: none"> - Monitoring reports produced - no of communities using low cost sustainable building materials - number low income housing products developed - 50% increase in proportion of youth and women in gainful employment in MMDAs implementing pro-poor local economic development strategies <p>Baseline:</p> <ul style="list-style-type: none"> - Non-existence of policy monitoring tools. - No n-existence of programme monitoring tools. - Non-existence monitoring reports. - No low income/slum and disaster prone communities using sustainable low cost/local building materials and technology as at 2010 - Non-existence of low income housing products/systems <p>Targets:</p> <ul style="list-style-type: none"> - Policy monitoring tools developed in 2012 - Programme monitoring tools developed in 2013. - Quarterly monitoring reports produced in 2014 - 10 more low income/slum and disaster prone communities using sustainable low cost/local building materials - 2 low income housing products/systems developed in 2015 		<p>)budgets annually for the housing directorate</p> <ul style="list-style-type: none"> - Government (MMDAs) to budget annually to support households with some building equipment and materials and monitoring of projects - Households and communities to provide labour for community projects - NGOs, through relevant Project Cooperation Agreements implement activities partnership with Government and UN agencies - Sector DPs to provide financial and technical assistance to promote initiatives. - National, Regional and District MDAs plan and implement field monitoring activities and hold review meetings - Government (Ministry of Water Resources, Works and Housing) to promote and support the establishment of a sustainable low-income housing fund/products - Private sector (housing financial institutions) to collaborate with government, DPs and UN agencies. - Government to budget for low income housing

Outcomes	Agency results	Indicators , Baseline, Target	Means of Verification	Role of Partners
<p>Output 4.3 ICT centres established in communities across the 5 regions of the country for women's businesses, the youth and local assemblies, and used for employable skills development and enhancement of assemblies'</p>	<p>UNDP:</p> <ul style="list-style-type: none"> - ICT needs for selected communities in the 230 electoral areas around the country determined - 1 ICT centre per every 500 households in 230 communities in Ghana established - ICT institutional capacity of 57 decentralized MDAs especially the urban planning institutions supported <p>UN-WOMEN:</p> <ul style="list-style-type: none"> - Capacity of women's businesses built through the use of established ICT centres for sustainable economic development participation in e-governance processes <p>UN-HABITAT:</p> <ul style="list-style-type: none"> - 5 One- Stop youth centres established in selected cities 	<p>Indicators:</p> <ul style="list-style-type: none"> - One ICT centre per 500 household - One (1) Operational Community Information Center in all constituencies in Ghana by 2016 - Decentralized urban planning institutions provided with ICT infrastructure and application. - Local content policy developed for all districts. <p>Baseline:</p> <ul style="list-style-type: none"> - Seventy one (71) operational community Information Centers. - ICT infrastructure and application not available at District development planning departments. <p>Targets:</p> <ul style="list-style-type: none"> - Two hundred and thirty (230) Community Information Centres built by 2016 - At least 57 urban planning institutions provided with ICT infrastructure and application by 2016 - All districts have working local content policy documents by 2016 	<ul style="list-style-type: none"> - programme and project monitoring reports - District Assembly reports 	<ul style="list-style-type: none"> - Ministry of Communication, Ministry of Youth and Sports, and Ministry of Local Government and Rural Development to lead implementation processes. - MMDAs to manage the utilization and sustainability of infrastructure and applications - Ministry of Information through its decentralized agency (Information Services Department) to develop and manage local content for centres

Outcomes/Outputs	Agency results	Indicators , Baseline, Target	Means of Verification	Role of Partners
<p>Outcome 5: An additional 2.5% of the population have sustainable use of improved drinking water and sanitation services and practice</p>	<ul style="list-style-type: none"> - UNICEF - UN Habitat - UNV - WHO 	<p>Indicators:</p> <ul style="list-style-type: none"> - % increase in target population aware of the 3 behaviors - % of Population practicing HWWS - % of Population Open defecation Free (ODF) - % of Population practicing household water 	<ul style="list-style-type: none"> - NDHS - MICS - CWSA annual reports - EHSD progress reports - Sector annual reports 	<ul style="list-style-type: none"> - The Government of Ghana will lead the initiative on water and sanitation service delivery and hygiene behaviour change through the Environmental Health and Sanitation Directorate and the Community Water and Sanitation Agency.

Outcomes/Outputs	Agency results	Indicators , Baseline, Target	Means of Verification	Role of Partners
the three key hygiene behaviors by 2016		<p>treatment and safe storage</p> <ul style="list-style-type: none"> - % of people with using improved sanitation facilities - % of schools with improved sanitation and water facilities - % of people using improved drinking water sources <p>Baseline:</p> <ul style="list-style-type: none"> - As few as 4% of mothers engaged in HWWS after defecation, and only 2% after cleaning a child's bottom (Scott et al., 2007). - About 43% of mothers or caregivers washed their hands with soap after defecation, 18.3% before eating, 10.9% before feeding the child, 7.4% before preparing food and 2% after cleaning child's buttocks. - Sanitation (Total): 13% - Schools: Unknown: - Water (Total): 82% <p>Targets:</p> <ul style="list-style-type: none"> - Additional 2.5 million people practice three key hygiene behaviours by 2016 - A 2.5% increase in hand washing with soap and safe excreta disposal by 2016 - Sanitation (Total): > 16% - Schools: 15% - Water (Total): > 84.5% 	<ul style="list-style-type: none"> - Country Status Overviews - Global Annual Assessment of Sanitation and Drinking Water (GLAAS) Reports - Country Analysis Report - WSMIP 	<ul style="list-style-type: none"> - Development partners such as USAID, DANIDA and the World Bank will provide financial and technical assistance to promote the initiative. Local NGOs and CBOS/ FBOs will promote sanitation and hygiene behaviour and social change initiatives at the community level. - Partner Sector NGOs, through relevant Project Cooperation Agreements (PCAs) implement activities partnership with Government and UN agencies - WHO/UNICEF support for Ghana Shared Sanitation Study - WHO support for HIA in Ghana's Oil and Gas Sector
Output 5.1: (Enabling Environment) Sector institutions at national, regional and district levels are better able to plan, implement, coordinate, monitor,	UNICEF: - A system for effective WASH sector co-ordination, knowledge management and evidence-based decision-making is operational and resilient at national level and in 5 most deprived regions by the end of 2016	Indicators: - Sector Strategic Plans for sanitation and water in Place - Sector coordination arrangement at all levels - Sector MIS delivering periodic data and annual reports	<ul style="list-style-type: none"> - Disseminated SSDP - Periodic Sector reports - Sector annual reports - Country Status Overviews - Global Annual Assessment of Sanitation and Drinking 	<ul style="list-style-type: none"> - The Government of Ghana through the sector MDAs leads and coordinates the development of an enabling environment for decentralised and sustainable pro-poor services within the context of evolving SWAP process - Development Partners (DPs) provide

Outcomes/Outputs	Agency results	Indicators , Baseline, Target	Means of Verification	Role of Partners
<p>evaluate and report on sustainable Sanitation and Water services by 2016</p>	<ul style="list-style-type: none"> - Additional 30 District WASH Departments and 500 gender responsive community WATSAN Committees/WSDBs are better able to facilitate delivery of sustainable WASH services - A system for drinking water quality management is institutionalised at national level and in 5 most deprived regions - WASH Core Commitments for Children in Emergencies are being met effectively and efficiently in Ghana <p>UN Habitat:</p> <ul style="list-style-type: none"> - Capacities for WASH policy/strategy development and implementation in the country (focus on human/institutional capacity of institutions and stakeholders) strengthened. - Regional and district level WASH inter-sectoral working groups and anchor within Regional and District Structures established - Mechanisms to mainstream gender issues in the, planning and implementation of WASH project components put in place. <p>UNV</p> <ul style="list-style-type: none"> - Voluntary action for water and sanitation enhanced - Community volunteers for water and sanitation mobilized <p>WHO:</p> <ul style="list-style-type: none"> - Improved monitoring and reporting of priority environmental risk and international environmental agreements - Improved partnerships for the implementation of international agreements on health and environment 	<ul style="list-style-type: none"> - Poor urban areas mapped in other regional capitals as done in Accra by PURC <p>Baseline:</p> <ul style="list-style-type: none"> - No Strategic Plans - National level coordination system - District Monitoring and Evaluation System <p>Targets:</p> <ul style="list-style-type: none"> - Sector Strategic Development Plan Operational - Regional and District level coordination in place - Fully effective Sector MIS - Kumasi, Sekondi-Takoradi and Tamale mapped by 2013 	<p>Water (GLAAS) Reports</p> <ul style="list-style-type: none"> - Mapping reports - Spot checks 	<p>technical and financial support and continue align with government systems and to harmonise their approaches</p> <ul style="list-style-type: none"> - Non-governmental organisations be involved in the implementation of activities through project cooperation agreements
<p>Output 5.2: An additional 2.5% of population adopt improved hygiene</p>	<p>UNICEF:</p> <ul style="list-style-type: none"> - An additional 500,000 people in 5 most deprived regions practice hand-washing with soap/ash - An Additional 500,000 people in 5 most deprived 	<p>Indicators:</p> <ul style="list-style-type: none"> - % increase in target population aware of the 3 behaviours 	<ul style="list-style-type: none"> - NDHS - MICS - CWSA annual reports 	<ul style="list-style-type: none"> - The Government of Ghana will lead the initiative on hygiene behaviour change through the Environmental Health and Sanitation Directorate and the

Outcomes/Outputs	Agency results	Indicators , Baseline, Target	Means of Verification	Role of Partners
<p>practices of hand washing with soap, safe excreta disposal and household water treatment and safe storage by 2016</p>	<p>regions use household water treatment and safe storage systems</p> <p>UN Habitat:</p> <ul style="list-style-type: none"> - 150,000 slum dwellers in 3 major cities practice hand washing with soap and safe excreta disposal - 150,000 slum dwellers in 3 major cities use household water treatment and safe storage systems 	<ul style="list-style-type: none"> - % of Population practicing HWWS - % of Population Open defecation Free (ODF) - % of Population practicing household water treatment and safe storage <p>Baseline:</p> <ul style="list-style-type: none"> - As few as 4% of mothers engaged in HWWS after defecation, and only 2% after cleaning a child's bottom (Scott et al., 2007). - About 43% of mothers or caregivers washed their hands with soap after defecation, 18.3% before eating, 10.9% before feeding the child, 7.4% before preparing food and 2% after cleaning child's buttocks. <p>Targets:</p> <ul style="list-style-type: none"> - Additional 0.5 million people practice three key hygiene behaviours by 2016 - A 2.5% increase in hand washing with soap and safe excreta disposal by 2016 	<ul style="list-style-type: none"> - EHSD progress reports - Sector annual reports - Country Status Overviews - Global Annual Assessment of Sanitation and Drinking Water (GLAAS) Reports - Spot checks - KAP studies 	<p>Community Water and Sanitation Agency.</p> <ul style="list-style-type: none"> - Development partners such as USAID, DANIDA and the World Bank will provide financial and technical assistance to promote the initiative. Local NGOs and CBOS/ FBOs will promote hygiene behaviour and social change initiatives at the community level. - Financial and technical assistance will be provided to increase sanitation and hygiene awareness at schools. - Partner Sector NGOs, through relevant Project Cooperation Agreements (PCAs) implement activities partnership with Government and UN agencies
<p>Output 5.3: Water and Sanitation Services An additional 2.5% of the population sustainably use improved drinking water and sanitation facilities by 2016</p>	<p>UNICEF:</p> <ul style="list-style-type: none"> - An additional 500,000 people in 5 most deprived regions live in Open Defecation Free (ODF) communities and use improved latrines - An additional 350,000 children in basic schools in 5 most deprived regions use WASH services in line with the Child Friendly Schools Model - An additional 250,000 people in underserved and recently freed guinea worm endemic communities have sustainable use of improved drinking water supply services <p>UN Habitat</p> <ul style="list-style-type: none"> - 200 city level CLTS/HWWS facilitators are better able to facilitate CLTS and promote HWWS - 150,000 slum dwellers in 3 major cities are better informed about water, sanitation and hygiene 	<p>Indicators:</p> <ul style="list-style-type: none"> - % of people using improved sanitation facilities - % of schools with improved sanitation and water facilities - % of people using improved drinking water sources <p>Baseline:</p> <ul style="list-style-type: none"> - Sanitation (Total): 13% - Schools: Unknown: - Water (Total): 82% <p>Targets:</p> <ul style="list-style-type: none"> - Sanitation (Total): > 16% 	<ul style="list-style-type: none"> - NDHS - MICS - CWSA annual reports - WHO/UNICEF JMP progress reports - EHSD progress reports - Sector annual reports - Country Status Overviews - Global Annual Assessment of Sanitation and Drinking Water (GLAAS) Reports - Spot checks - KAP studies 	<ul style="list-style-type: none"> - EHSD leads the implementation of improved sanitation Initiatives with CWSA support. - CWSA leads the implementation of the improved drinking water supply component with support of the EHSD. - Water Resources Commission leads the implementation of the Climate Change component - Development partners offer financial and technical assistance - MMDAs own the initiative and implement, monitor and evaluate the initiative using the Assembly structures - Private sector engages in sanitation

Outcomes/Outputs	Agency results	Indicators , Baseline, Target	Means of Verification	Role of Partners
	<ul style="list-style-type: none"> - Comprehensive capacity building strategy on PPP for sanitation developed. 	<ul style="list-style-type: none"> - Schools: 15% - Water (Total): > 84.5% 		marketing

Thematic Area 3: Human, Development, Productivity and Employment

National Development Priority: HUMAN DEVELOPMENT, PRODUCTIVITY AND EMPLOYMENT

- Bridging equity gaps in access to health care and nutrition services
- Human Resources Development for the Health Sector
- Improving governance and strengthen efficiency in health service delivery
- Improving access to quality Maternal and Child Health Services
- Intensifying prevention and control of non-communicable and communicable diseases
- HIV AND AIDS/STI/TB
- Increasing Equitable Access to and Participation in Quality Education
- Bridging the Gender Gap in Access to Education
- Improving the Management of Education Service Delivery
- Integrating essential knowledge and life skills into school curriculum
- Social Protection and the review of the national social protection framework

Linkage to MDGs: All MDGs

Outcomes/Outputs	Agency results	Indicators, Baseline, Targets	Means of verification	Role of Partners
Outcome 6: Women and children have improved and equitable access to and utilization of quality, high impact maternal, neonatal and child health and nutrition interventions	<ul style="list-style-type: none"> - UNFPA - UNICEF - WFP - WHO - UNAIDS - IOM - ILO 	Indicators: <ol style="list-style-type: none"> 1. Proportion of districts reporting penta-3 coverage > 80% 2. Proportion of births attended by skilled health personnel 3. Prevalence of children under 5 years of age who are stunted 4. Percentage of women receiving postnatal visit within 48 hours of delivery Baseline: <ol style="list-style-type: none"> 1. 84% districts reporting penta 3 coverage > 80% 2. 59% of births attended by skilled health personnel 	<ul style="list-style-type: none"> - Demographic and Health Survey (DHS) 2008, 2013 - Multiple Indicator Cluster Survey (MICS) 2011, 2016 - Ghana Health Service (GHS) Annual reports - Christian Health Association of Ghana (CHAG) Annual report 	Partners include <ul style="list-style-type: none"> - MoH, MLGRD, MESW, MOWAC, Mol, MoE, MoCC - Ghana AIDS Commission - CSOs/FBOs - Bilaterals - Multilaterals - The Government of Ghana will provide the service across various levels Development partners such as UN will provide financing, technical support for policy and implementation, and will support coordination and partnership

Outcomes/Outputs	Agency results	Indicators, Baseline, Targets	Means of verification	Role of Partners
		3. 28% children under 5 years of age are stunted 4. 68% of women receiving postnatal visit within 48 hours of delivery Targets (source identical to baseline): 1. 90% districts reporting penta 3 coverage >80% 2. 85% of births attended by skilled health personnel 3. 23% stunted children under 5 years of age 4. 85% of women receiving postnatal visit within 48 hours of delivery		development
Output 6.1 Strengthened capacity of healthcare providers in four most deprived regions (Upper East, Upper West, Northern and Central regions) to deliver comprehensive MNCH, PMTCT and ASRH interventions by 2016.	UNICEF: <ul style="list-style-type: none"> - GHS has capacity to sustain high coverage with current vaccines and successfully integrate new vaccines in the EPI programme UNFPA: <ul style="list-style-type: none"> - Improved health systems in selected districts and in crisis situations, for the provision of maternal and new born care as well as family planning services. - Reduced risky sexual practices among youth, female sex workers and other vulnerable groups. WFP: <ul style="list-style-type: none"> - Capacity of health care providers strengthened for improved MNCH UNAIDS: <ul style="list-style-type: none"> - Reduced mother to child transmission of HIV in deprived regions/districts including MVP cluster in Bonaaso - PMTCT service delivery is decentralised and integrated into routine antenatal, delivery and post natal care and other sexual and reproductive health service 	Indicators: <ol style="list-style-type: none"> 1. % of targeted health workers trained to deliver comprehensive MNCH 2. Proportion of health facilities providing integrated PMTCT services 3. Proportion of health facilities equipped as planned 4. Proportion of facilities providing youth-friendly services. 5. Proportion of women attending health and nutrition education. Baseline: <i>(note: all baseline and target values for indicators are national – this will be modified when 4 regions are specified)</i> <ol style="list-style-type: none"> 1. No baseline (0) 2. 33% of health facilities providing integrated PMTCT services 3. To be completed after EmONC needs assessment 4. 6.5% facilities providing youth-friendly services 	<ul style="list-style-type: none"> - GHS Annual reports - Programme specific annual reviews - CHAG Annual report - Emergency Obstetric and Neonatal Care Needs Assessment - MVP Annual Report 	

Outcomes/Outputs	Agency results	Indicators, Baseline, Targets	Means of verification	Role of Partners
	<p>IOM:</p> <ul style="list-style-type: none"> - Capacity of health care providers working in health facilities serving migrants settlements strengthened to deliver quality services <p>WHO:</p> <ul style="list-style-type: none"> - Enhanced capacity of health staff in the integrated management of pregnancy and childbirth including the continuum of care for the reduction of maternal and newborn morbidity and mortality especially for the poor and disadvantaged population. - Improved capacity for development and implementation of policies and strategies on adolescent's health and scaling up of package of effective prevention, treatment and care interventions in accordance with established standards. - Strengthened ability of health staff for improving neonatal survival and health through adaptation and development of evidence based guidelines, standards and tools. 	<p>Targets:</p> <ol style="list-style-type: none"> 1. 100% targeted health workers trained to deliver comprehensive MNCH 2. 90 % of health facilities providing integrated PMTCT services 3. Refer to M&E framework of EmONC needs assessment 4. 13 % facilities providing youth-friendly services 		
<p>Output 6.2 Improved coverage of high impact MNCH and nutrition interventions at facility and community levels</p>	<p>UNICEF:</p> <ul style="list-style-type: none"> - Community case management of malaria, pneumonia and diarrhoea scaled up in all districts of the four deprived regions of Ghana. - Mothers in the four most deprived Regions of Ghana have access to appropriate maternal and new born care services for themselves and their children at facility and community level - By 2016, families in the 4 regions of Ghana (Upper East, Upper West, Northern and Central) adopt and consistently practice key behaviours that enable children to survive and develop. <p>WFP:</p> <ul style="list-style-type: none"> - Mothers in targeted areas educated on key health and nutrition issues 	<p>Indicators:</p> <ol style="list-style-type: none"> 1. Proportion of children who receive appropriate treatment for malaria, diarrhea and pneumonia 2. Proportion of children 6-59 months receiving therapeutic feeding at facility level and supplementary feeding at community level 3. Proportion of pregnant women that received at least 1 and 4 or more ante-natal visits 4. % of children under 5 years sleeping under bed nets 5. Proportion of pregnant women receiving health and nutrition education 	<ul style="list-style-type: none"> - GHS Annual reports - Programme specific annual reviews - CHAG Annual report - MICS and DHS reports 	

Outcomes/Outputs	Agency results	Indicators, Baseline, Targets	Means of verification	Role of Partners
	<ul style="list-style-type: none"> - Targeted malnourished mothers and children reached with supplementary feeding <p>IOM</p> <ul style="list-style-type: none"> - Infrastructure of health facilities serving migrant settlements improved to deliver quality services <p>WHO:</p> <ul style="list-style-type: none"> - Strengthened capacity to develop, adapt and implement national child survival strategies for the achievement of universal coverage of cost effective child survival interventions towards achievement of MDG-4. - Integrated community based case management of malaria, ARI and diarrhea services strengthened - Enhanced capacity of health staff in the integrated management of pregnancy and childbirth including the continuum of care for the reduction of maternal and newborn morbidity and mortality especially for the poor and disadvantaged population. - Strengthened ability of health staff for improving neonatal survival and health through adaptation and development of evidence based guidelines, standards and tools. <p>ILO</p> <ul style="list-style-type: none"> - Improved maternity protection through a conditional cash transfer for poor pregnant women and their new born until the age of five in Dangme West 	<ul style="list-style-type: none"> 6. Proportion of districts in the 3 northern regions providing integrated CCM for malaria diarrhea and pneumonia (baseline: tbd; target: 100%) 7. Number of families in the 4 regions of Ghana (UER, UWR, NR and CR) who adopt and consistently practice key health and hygiene behaviours contributing to reduction of child mortality and morbidity. 8. Proportion of pregnant women receiving conditional cash transfers. <p>Baseline:</p> <ul style="list-style-type: none"> 1. Percentage children receiving appropriate treatment for malaria, diarrhea and pneumonia respectively: 12%, 45%, 25% 2. 77% children receiving therapeutic feeding 3. 95% of pregnant women that received at 1 and 78% that received 4 ante-natal visits 4. 28 % of children under 5 years sleeping under bed nets 5. 90% women receiving health and nutrition education 6. Identification and registration of beneficiaries of cash transfer programme for poor pregnant women in Dangme West conducted in 2009 <p>Targets:</p> <ul style="list-style-type: none"> 1. Percentage children receiving appropriate treatment for malaria, diarrhea and pneumonia respectively: 95%, 85%, 85% 2. 100% children receiving therapeutic feeding 3. 98% of pregnant women that received at 		

Outcomes/Outputs	Agency results	Indicators, Baseline, Targets	Means of verification	Role of Partners
		1 and 80% that received 4 ante-natal visits 4. 85% of children under 5 years sleeping under bed nets by 2016 5. 100% women receiving health and nutrition education 6. 706 pregnant women receiving conditional cash transfers in Dangme West		
Output 6.3: Strengthened national institutional and technical capacity to increase availability and use of family planning services.	UNFPA: - Improved health systems in selected districts and in crisis situations, for the provision of maternal and new born care as well as family planning services. UNAIDS: - Reduced unmet needs of family planning among women living with HIV WHO - Improved capacity to deliver sexual and reproductive health services based on global reproductive health strategy	Indicators: 1. Percentage of women married or sexually active aged 15-49 using any modern contraceptive method 2. Percentage of women with unmet need for family planning Baseline: 1. 13.5% currently married women using any modern method of contraception 2. 35% women have unmet need for family planning Targets: 1. Required 2. Required	- DHS 2008, 2013	
Output 6.4: Strengthened and harmonized national systems for data collection, management, and use of MNCH interventions.	UNICEF: - National and sub-national health authorities in the four most deprived regions have capacity to collect and analyse data on bottlenecks and inequities in coverage of key MNCH interventions UNFPA: - Improved health systems in selected districts and in crisis situations, for the provision of maternal and new born care as well as family planning services.	Indicators: 1. Percentage of maternal deaths audited nationwide 2. No. of regions and districts submitting timely and complete information on MNCH indicators to DHIMS 3. Ministry disseminates an Annual Progress Report on MNCH by June of the following year 4. DHIMS being used effectively at national and subnational level to track key MNCH indicators	- GHS Annual reports - CHAG Annual report -	

Outcomes/Outputs	Agency results	Indicators, Baseline, Targets	Means of verification	Role of Partners
	<p>UNAIDS</p> <ul style="list-style-type: none"> - Reliable and timely information on MTCT of HIV and monitoring systems established <p>WHO:</p> <ul style="list-style-type: none"> - Improved availability of research findings to inform maternal, newborn, child and adolescent health policies and programmes, to promote active aging and improve sexual and reproductive health 	<p>Baseline:</p> <ol style="list-style-type: none"> 1. <50% maternal deaths audited nationwide 2. Required 3. No annual progress reports disseminated 4. Not being used effectively <p>Targets:</p> <ol style="list-style-type: none"> 1. 90% maternal deaths audited nationwide 2. 80% districts submitting timely reports; 85% districts reporting (completeness) - information on MNCH indicators to DHIMS 3. 100% annual progress reports disseminated by June of the following year 4. GHS HQ and in the four most deprived regions are using DHIMS to track bottlenecks and inequities in coverage of key MNCH indicators 		
<p>Output 6.5:Strengthened capacity to plan and coordinate implementation of MNCH strategies at national and sub-national level</p>	<p>UNICEF:</p> <ul style="list-style-type: none"> - National Health Sector Policies, Strategies and Plans prioritize attainment of health-related MDGs particularly amongst the most vulnerable women and children <p>UNFPA:</p> <ul style="list-style-type: none"> - Improved health systems in selected districts and in crisis situations, for the provision of maternal and new born care as well as family planning services. <p>UNAIDS:</p> <ul style="list-style-type: none"> - Coordination and implementation of MNCH strategies (including prevention of mother to child transmission of HIV) at national and sub-national level improved. <p>WHO:</p> <ul style="list-style-type: none"> - Enhanced capacity of health staff in the 	<p>Indicators:</p> <ol style="list-style-type: none"> 1. Meetings of inter-agency coordinating committee (or similar) on maternal health 2. Annual, budgeted action plans for reproductive health 3. MoH POWs prioritize MNCH services and implementation of MAF on MDG5 <p>Baseline:</p> <ol style="list-style-type: none"> 1. No committee exists 2. Sporadic production of annual action plans for reproductive health 3. MAF action plan not available <p>Targets:</p> <ol style="list-style-type: none"> 1. Meetings of ICC on maternal health held quarterly 	<ul style="list-style-type: none"> - MNCH Annual reports - Sector Annual Plans and Reports <p>GAC Annual Reports</p>	

Outcomes/Outputs	Agency results	Indicators, Baseline, Targets	Means of verification	Role of Partners
	<p>integrated management of pregnancy and childbirth including the continuum of care for the reduction of maternal and newborn morbidity and mortality especially for the poor and disadvantaged population</p> <ul style="list-style-type: none"> - Strengthened capacity to develop, adapt and implement national child survival strategies for the achievement of universal coverage of cost effective child survival interventions towards achievement of MDG-4. - Integrated community based case management of malaria, ARI and diarrhea services strengthened - Enhanced capacity of health staff in the integrated management of pregnancy and childbirth including the continuum of care for the reduction of maternal and newborn morbidity and mortality especially for the poor and disadvantaged population. - Strengthened ability of health staff for improving neonatal survival and health through adaptation and development of evidence based guidelines, standards and tools. 	<ol style="list-style-type: none"> 2. Meeting of ICC on PMTCT held quarterly 3. Annual, budgeted action plan for reproductive health available within the first quarter of each year 4. Sectoral allocation to implementation of MAF for MDG5 and Child health Policy is increased. 	GHS/NACP Annual Reports	

Outcomes	Agency results	Indicators, Baseline, Targets	Means of verification	Role of Partners
<p>Outcome 7: The most disadvantaged and vulnerable groups across Ghana benefit from at least four social services in an integrated social protection system.</p>	<ul style="list-style-type: none"> - WFP - UNFPA - WB - UNICEF - IOM - UNAIDS - UNESCO - ILO 	<p>Indicators:</p> <ul style="list-style-type: none"> - # of social services and safety nets programmes integrated into the social protection system. - % of districts covered by the integrated social protection system. - Number of sector plans that are gender responsive <p>Baseline:</p> <ol style="list-style-type: none"> 1. 0 2. 0 	-	<ul style="list-style-type: none"> - MESW, Min of food and Agriculture, Ministry of Finance and Economic Planning, Ministry of Education, Ministry of Women and Children Affairs, Ministry of Health, Ghana AIDS Commission, Ministry of Local Government and Rural Development

Outcomes	Agency results	Indicators, Baseline, Targets	Means of verification	Role of Partners
		3. 0 Targets: 4. 5 5. 50% 6. 15 MDAs and 50 MMDAs		
Output 7.1: By 2013 the National Social Protection Policy is operational and includes a minimum package ⁸ of social protection services (including emergency standards by 2015) based on a common targeting mechanism	UNICEF <ul style="list-style-type: none"> - The Government of Ghana is supported to operationalize the National Social Protection Strategy and to deliver a minimum package of four social protection services for women and children based on a common targeting mechanism WB: <ul style="list-style-type: none"> - Rationalization of Government Fiscal Expenditure on Social Protection - Implementation of National Social Protection Strategy in selected pilot districts - Codification and dissemination of framework and regulations regarding labour intensive methods of employment WFP <ul style="list-style-type: none"> - Emergency food assistance reaches affected populations 	Indicators: <ol style="list-style-type: none"> 1. Number of ministries using the CTM to select beneficiaries for some of their services (BL: 1; target: 3) 2. Number of households benefiting from the three integrated social protection services (BL: 55,000; target: 160,000) 3. Percent of LEAP payments that are made each year according to the pre-determined schedule (BL: 0%; target: 100%) 4. An M&E Framework for LEAP is developed, regular monitoring and reporting occurs, and an impact evaluation is completed. 5. % of people affected by emergencies each year covered by the minimum package for emergencies (BL: 0; target: 100%) 6. Number of beneficiaries and households covered under emergency food assistance (BL: TBD; target: 1005) 7. 	<ul style="list-style-type: none"> - NSPS reports - NADMO reports 	<ul style="list-style-type: none"> - MESW, Min of food and Agriculture, Ministry of Finance and Economic Planning, Ministry of Education, , Ministry of Health, NADMO - Regional Departments of Key Ministries - Dept of Community Development and DSW at district levels
Output 7.2: Social Welfare Service providers (MDAs, CSOs, NGOs) across Ghana	UNICEF: <ul style="list-style-type: none"> - LEAP's M&E Framework and Research Agenda is developed and implemented to improve the 	Indicators: <ol style="list-style-type: none"> 1. # of main service providers complying with minimum standards for social welfare 	<ul style="list-style-type: none"> - 	<ul style="list-style-type: none"> -MESW, Min of food and Agriculture, Ministry of Education, Ministry of Women and Children Affairs, Ministry of Health, Ghana AIDS Commission,

⁸ minimum package to be defined

Outcomes	Agency results	Indicators, Baseline, Targets	Means of verification	Role of Partners
<p>deliver efficient, quality, social welfare services (including in emergencies) to the poorest and most vulnerable groups</p>	<p>decision making process</p> <p>WFP/UNICEF/WB:</p> <ul style="list-style-type: none"> - Improved capacity of social welfare service providers to deliver efficient services <p>IOM:</p> <ul style="list-style-type: none"> - Built the capacities of selected MDAs, CSOs, NGOs on delivering efficient and quality social welfare services to: - Victims of Trafficking - Internally Displaced Persons - Refugees - Stranded Migrants - Vulnerable Returnees <p>UNFPA</p> <ul style="list-style-type: none"> - Increased capacity of the Government, civil society and communities to implement the domestic violence policy and plan of action 	<p>services* (to be defined)</p> <p>2. Number of reported cases on domestic violence</p> <p>Baseline:</p> <p>1. 0 2. To be determined</p> <p>Targets:</p> <p>1. 5 2. 2. 20% increase in domestic</p>		<p>Ministry of Local Government and Rural Development</p>
<p>Output 7.3: Vulnerable and marginalized groups across Ghana empowered to access and utilize safety net programmes, social welfare and HIV/AIDS services.</p>	<p>UNICEF:</p> <ul style="list-style-type: none"> - The Ministry of Employment of Social Welfare is supported to empower the most vulnerable and marginalized women and children to access and utilize social protection services <p>WB:</p> <ul style="list-style-type: none"> - Improved access to year-round income-earning opportunities for rural poor households through provision of labour-intensive public works - Establishment of Labour Intensive Public Works - based social protection instrument to provide quick-response mechanisms against external shocks <p>WFP:</p> <ul style="list-style-type: none"> - Improved enrolment, attendance and completion rates for girls in deprived districts 	<p>Indicators:</p> <ol style="list-style-type: none"> 1. # of OVC utilizing social welfare services 1. % of poor people identified by the CTM exempted from premium NHIS payment 2. # of poor OVC below 15 yrs benefitting from LEAP 3. # of poor elderly people benefitting from LEAP 4. # of poor disabled people benefitting from LEAP 5. % of poor school going children below 15yrs identified by the CTM benefitting from free school uniforms 6. # of girls receiving take-home rations (THR) in the three northern regions. 7. # of girls receiving scholarships in the 	<ul style="list-style-type: none"> - District reports from Das - Ghana AIDS Commission half yearly and annual reports - Coordination among PLHIV organizations - NAP+ Annual Reports - NACP annual half yearly and reports - Annual report, assessment, survey, WFP Special Project Report (SPR), monitoring report. 	<p>MESW, MoH, MOE, Ministry of Local Government and Rural Development, Ghana AIDS Commission, National AIDS Control Programme: Coordination, implementation</p> <p>PLHIV organizations (NAP+) for implementation</p> <p>Development Partners/Donors: funding, technical support.</p>

Outcomes	Agency results	Indicators, Baseline, Targets	Means of verification	Role of Partners
	<ul style="list-style-type: none"> - Reduced malnutrition among at-risk mothers and children under 5 - Improved nutritional status of PLHIVs on ART and food security for affected households <p>IOM:</p> <ul style="list-style-type: none"> - Marginalized and most at risk migrants along the transport corridor access health services - Ghanaian Returnees supported to access LEAP and NHIS <p>UNAIDS:</p> <ul style="list-style-type: none"> - Increased access to HIV sensitive social transfer (cash, food, in kind) by vulnerable people and households affected by HIV and AIDS) <p>UNESCO:</p> <ul style="list-style-type: none"> - Capacity development for the Special Education Unit of the MoE to conduct awareness creation activities towards access and utilization of safety net programs for vulnerable and marginalized groups in selected schools. 	<p>three northern regions.</p> <ul style="list-style-type: none"> 8. # of children and pregnant and lactating women receiving free nutrition support in the three Northern regions. 9. # of food insecure PLHIV and affected families receiving free nutrition and food support in the three Northern region and Millennium Village Project. 10. # of teachers in the Special Education Unit capacitated 11. # of awareness programs created <p>Baseline 1 to 6:To be determined in 2011</p> <ul style="list-style-type: none"> 7 10,000 girls 8 16 girls receiving scholarship. 9 185,000 women and children under five 10 15,000 PLHIV and affected families 11 80% of the unit's personnel 12 2-3 programs on access and safety net utilization <p>Baseline:</p> <ul style="list-style-type: none"> 5. 55000 households (HIV) reached by LEAP Programme in 2010 6. 10% of OVC whose households received free basics external support in caring for the child (by sex) in 2010 7. All Staff of the Special Education Unit 8. 40%,60%, 20% of vulnerable and marginalized people who access and utilize safety net programs <p>Targets:</p> <ul style="list-style-type: none"> - 250000 (HIV) households reached by LEAP Programme in 2015 - 50% of OVC whose households received free basics external support in caring for 		

Outcomes	Agency results	Indicators, Baseline, Targets	Means of verification	Role of Partners
		<p>the child (by sex) in 2015</p> <p>Target 1 to 6: To be determined in 2011</p> <p>7. 30,000 girls</p> <p>8. 150 girls receiving scholarship</p> <p>9. 247,000 women and children under 5</p> <p>10. 30,000 PLHIV and affected family members</p>		
<p>Output 7.4: By 2013 a functional National Child Protection system as part of an integrated social protection system facilitates a coordinated and planned response to child protection including during emergencies.</p>	<p>UNICEF:</p> <ul style="list-style-type: none"> - By 2014, the legal and policy framework for a national child protection system in line with international standards operational and Information Management Systems in place to strengthen evidence-based budgets, policies, laws, and programmes on child protection. - By 2014 Ministry of Women and Children Affairs coordinate and monitor the national child protection system, and 5 Regional networks coordinate and monitor the regional system <p>IOM:</p> <ul style="list-style-type: none"> - Assisted MOWAC to update the National Plan of Action on Child Trafficking <p>ILO:</p> <ul style="list-style-type: none"> - The National Plan of Action (NPA) for the Elimination of the Worst Forms of Child Labour has been launched on 12 June 2011 - The Ghana Child Labour Monitoring System has been initiated in 14 districts 	<p>Indicators:</p> <ul style="list-style-type: none"> - National Child Protection Policy and Amendments/formulation of legislation in line with the policy (baseline: NPAs on OVC, WFCL, Human Trafficking; target: policy framed and adopted; all NPA's and child protection related legislation amended to reflect policy standard) - National Database for child protection system linked to children in institutional care, trafficked children, OVC and violence against children data. (baseline: database on children in institutions; target: national database on child protection) - National Budget contains allocations to address child protection services and programmes (baseline: 1%; target: at least 50% of requested budget allocated) - Existence of coordination mechanisms with clearly defined roles and responsibilities at all levels for comprehensive prevention and response services in child protection (baseline: 4 regional CP networks, 1 national; target: 5 regional CP networks with clear action plans linked to the national network) - Quarterly/bi-annual monitoring reports by MOWAC (baseline: quarterly meeting reports; targets: monitoring meetings with clear outcomes) 	<ol style="list-style-type: none"> 1. Reports of the National Multi Sectoral Committee on Child Protection 2. Reports of the National Steering Committee on Child Labour (NSC-CL) and its 3 sub-committees 3. District Assembly Reports <p>ILO reports</p>	<p>MOWAC, MESW, Ministry of Justice, DSW, DoC, NGOs</p> <p>MESW: coordination role</p> <p>27 members of the NSC-CL: effective collaboration for the implementation of the NPA</p>

Outcomes	Agency results	Indicators, Baseline, Targets	Means of verification	Role of Partners
		<ul style="list-style-type: none"> - Quarterly/bi-annual monitoring reports from Regional networks (baseline: quarterly reports from 3 networks; target: monitoring meeting with clear outcomes) - Number of MDAs, national and international organisations using the NPA to address child labour issues in Ghana. - The National Plan of Action (NPA) for the Elimination of the Worst Forms of Child Labour in Ghana is operational - The Ghana Child Labour Monitoring System operational in 14 districts - Emergency Child protection response plan operational <p>Baseline:</p> <ul style="list-style-type: none"> - NPA approved by Cabinet <p>Targets:</p> <ul style="list-style-type: none"> - National level - CLMS established in 14 districts 		
<p>Output 7.5: By 2015 Child Protection service providers (MDAs, CSOs, NGOs) across Ghana deliver efficient, coordinated, gender appropriate child protection services to orphans and vulnerable children, including ‘at-risk’ groups.</p>	<p>UNICEF:</p> <ul style="list-style-type: none"> - By 2014 Institutional capacities of child protection service providers strengthened to provide gender-appropriate continuum of care services in line with standards articulated in the national policy - By 2015 Community child protection structures strengthened to prevent and respond to abuse, exploitation, violence and discrimination, deinstitutionalized OVCs and linked to district and regional components of the system as well as to LEAP - Birth registration services strengthened to ensure 90% registration by 2016 <p>IOM:</p>	<p>Indicators:</p> <ol style="list-style-type: none"> 1. Proportion of CP service providers providing gender-appropriate safe and confidential health, social welfare, justice and counselling services to respond to child protection needs (BL: TBD; target: at least 60% in 5 regions). 2. Proportion of districts complying with minimum standards for child protection services (BL: standards for residential homes, child abuse networks; target: at least 80% in 5 regions) 3. Proportion of children with case management files that have benefitted from continuum of care services (BL: 0; target: at least 80% in 5 regions) 	<ul style="list-style-type: none"> - Reports of Monitoring Committees DOVVSU database - Database on OVC 	<p>MESW, Ministry of Women and Children Affairs, DOVVSU Ministry of Education</p>

Outcomes	Agency results	Indicators, Baseline, Targets	Means of verification	Role of Partners
	<ul style="list-style-type: none"> - Assisted MDAs, CSOs, NGOs to implement the NPA on Child trafficking <p>ILO:</p> <ul style="list-style-type: none"> - District and Community Child Protection Committees set-up and supported to prevent, protect and remove children from child labour - Providing Support to agencies implementing the NPA on the Elimination of WFCL. 	<ol style="list-style-type: none"> 4. No. of actions taken by key influencers at community level to respond to abuse, exploitation, violence, discrimination and deinstitutionalization of OVCs (baseline: TBD; target 80% of communities adopt positive actions) 5. Proportion of children referred to the formal social welfare services (baseline: TBD; target: 80% of those requiring services) 6. Proportion of families receiving child protection support including cash transfer, social services, and psychosocial services (Baseline: TBD; target: 80%); 7. No of children de-institutionalized and placed in alternative family based care (baseline: 600; target: 90% of the current 4000) 8. Proportion of vulnerable areas with skills training canterers (baseline: TBD; target: at least 60% in 5 regions) 9. No of 'at risk' children who receive skills training (baseline: TBD; target: at least 75% in 5 regions) 10. Birth registration services are adequately resourced to ensure free and universal birth registration (BL: under 6%; target: at least 50% request allocated) 11. Availability of free and universal birth registration through institutionalized services such as health services and mobile birth registration units (BL: 419 of the required 6000; target: 1500 centres) 		

Outcomes/Outputs	Agency Results	Indicators , Baseline, Target	Means of Verification	Role of Partners
Outcome 8: Strengthened and	- UNAIDS	Indicators:	- Ghana AIDS	Ghana AIDS Commission; Coordination and monitoring of multi-sectoral HIV and

Outcomes/Outputs	Agency Results	Indicators , Baseline, Target	Means of Verification	Role of Partners
<p>scaled up national multi-sectoral, decentralized AIDS response to achieve Universal Access targets by 2016.</p>	<ul style="list-style-type: none"> - UNDP - UNICEF - UNFPA - UN Women - UNESCO - WFP - WHO - ILO - IOM 	<ul style="list-style-type: none"> - % of women, men and children with advanced HIV infection receiving ARV combination treatment - % of HIV+ pregnant women receiving a complete course of ARV prophylaxis to reduce the risk of MTCT - Percentage of OVC whose households received free basics external support in caring for the child (by sex) - Percentage of women and men with comprehensive knowledge on HIV & AIDS increased - Amount of national funds distributed by governments (in US\$ millions) - No of Sectors and MMDAs plans and budgets reflecting gender outcomes - Number of PLHIVs (men and women) reached with nutrition support - No. of Resource Mobilization Strategies available for the National HIV Response <p>Baseline:</p> <ul style="list-style-type: none"> - 28% of HIV-infected pregnant women who received ARVs for PMTCT in 2009 - 30% of HIV exposed infants on ARVs prophylaxis for PMTCT from in 2009 - 30.5% of adults and children with advanced HIV infection receiving antiretroviral therapy in 2009 - 25% for women and 34% for men with comprehensive knowledge on HIV & AIDS in 2008 - 10 % of OVC whose households received free basics external support in caring for the child (by sex) in 2010 - No MDAs and MMDAs have plans and budgets reflecting gender outcomes in 2010 - Nationwide study on food security and vulnerability of HIV affected households in 	<p>Commission/NACP/GHS/ha If yearly and Annual reports</p> <ul style="list-style-type: none"> - GDHS - MICS - UNGASS national reports - UNAIDS Global Epidemic reports - Universal Access progress report - WHO/UNICEF/UNAIDS Health sector report - Sector and MMDAs Annual Progress Reports and budgets - GHS/NACP Annual reports <p>UNAIDS quarterly and annual reports</p>	<p>AIDS response</p> <p><u>Ministry of Health:</u> Development of health sector response plans, policies and strategies</p> <p>Ministry of Employment and Social Welfare Ministry of Women and Children Affairs, Ministry of Justice Parliament, Commission of Human Rights and Administrative Justice, Ghana Police Ministry of Chieftaincy and Cultural Affairs: Develop, implement and monitor sectoral plan</p> <p><u>Civil Society:</u> Active participation in implementation</p> <p><u>UN agencies</u> Funding and technical assistance</p>

Outcomes/Outputs	Agency Results	Indicators , Baseline, Target	Means of Verification	Role of Partners
		Ghana. - Resource Mobilization plan finalised by GAC in 2011 Targets: - 95% of HIV-infected pregnant women who received ARVs for PMTCT in 2015 - 95% of HIV exposed infants on ARVs prophylaxis for PMTCT from in 2015 - 85% of adults and children with advanced HIV infection receiving antiretroviral therapy in 2015 - 80% for women and 80% for men with comprehensive knowledge on HIV & AIDS by 2015 - 50 % of OVC whose households received free basics external support in caring for the child (by sex) in 2015 - All MDAs and 50% MMDAs plans and budgets reflecting gender outcomes by 2015 -		
Output 8.1: A costed operational plan to guide the implementation of the National Strategic Plan for HIV and AIDS developed by 2011 and implemented by 2013	UNAIDS: - Comprehensive HIV services scaled up and sustainability of the national AIDS response improved - Line Ministries and Agencies supported to mainstream HIV and AIDS issues in developing strategies and programmes UNWOMEN - Comprehensive gender responsive HIV services scaled up - Line Ministries and Agencies supported to mainstream HIV and AIDS and gender issues in strategies, programmes and budgets UNESCO: - Provision of technical and financial support	Indicators: - Operational plan for 2011-2013 with key activities and implementing partners - No of ministries and MDAs have gender sensitive HIV and AIDS plans developed using the operational plan and implemented - Baseline: - No operational plan available in 2010 - no HIV and AIDS plan available using the operational plan in ministries and MDAs in 2010 Targets: - Costed operational plan available	- HIV and AIDS operational plan - Gender sensitive HIV and AIDS Operational plans of Sector Ministries - Reports on HIV and AIDS activities of ministries and MDAs.	<u>Ghana AIDS Commission:</u> Develop costed national operational plan and coordinate the implementation; Provides adequate guidance and timely funding support for implementing partners <u>Ministries:</u> Develop costed sectoral HIV and AIDS operational plan; Implement and monitor the implementation progress <u>Civil Society:</u> Implement and monitor the programmes <u>UN agencies:</u> Funding and technical assistance

Outcomes/Outputs	Agency Results	Indicators , Baseline, Target	Means of Verification	Role of Partners
	<p>towards implementation of costed NSP for HIV and AIDS</p> <p>WFP:</p> <ul style="list-style-type: none"> - Nutrition and food security ensured for HIV AIDS affected households. - Food ensured for PLHIVs on ART . <p>WHO</p> <ul style="list-style-type: none"> - Strengthened referral system between PMTCT program and ART clinic <p><u>ILO</u> 8.1.1. Comprehensive responsive reflecting R200 scaled up and sustainability of the national AIDS response improved</p> <p><u>UNDP</u> Support to NDPC and other MDAs to mainstream HIV and AIDS issues in developing strategies and programmes.</p> <p>-</p>	<ul style="list-style-type: none"> - all key ministries and MDAs at national, sub national level have HIV and AIDS plans implemented on the basis of the operational plan 		
<p>Output 8.2: By 2013, Civil Society Organizations, Opinion leaders, Media personnel and health care providers are better able to plan, implement, monitor and evaluate prevention interventions for most at risk populations (including young MARPs) and other vulnerable groups based on evidence in three most affected</p>	<p>UNAIDS:</p> <ul style="list-style-type: none"> - Increased number of MARPs and other vulnerable groups reached with integrated HIV services in three most affected regions. <p>UNFPA:</p> <ul style="list-style-type: none"> - Reduced risky sexual practices among the youth, female sex workers and men who have sex with men. <p>IOM:</p> <ul style="list-style-type: none"> - Baseline data on HIV and Mobility generated through research - HIV prevention interventions for MARPs, migrants and mobile populations along the main transport corridors strengthened <p>UN WOMEN:</p> <ul style="list-style-type: none"> - CSOs, opinion leaders, media and health care providers in three most affected regions 	<p>Indicators:</p> <ul style="list-style-type: none"> - % of women and men aged 15-49 years reporting use of condoms during last high risk sex - % MARPs reporting consistent condom use during sex - Number of MARPs who received HIV test in the last months and know their results. - % of Marps with access to HIV and AIDS treatment, Care and support services - Number of media personnel involved in M&E reportage on HIV and AIDS - Proportion of target population reporting consistent condom use (Baseline: To be determined; Targets: Out of school youth - female 37.0%, male 67.0%; 80.0% each for female sex workers and men who have sex with 	<ul style="list-style-type: none"> - Survey report - Ghana AIDS Commission Annual report - Reports on HIV and AIDS activities of implementing agencies - GDHS reports - GHS/NACP reports 	<p>Ghana AIDS Commission, Ministry of local government , Regional and district councils , Ministry of Health and Ghana Health Services, Ministry of Women and Children Affairs: Provide necessary inputs and ensure coordination as well as identification of key partners: Organize and facilitate capacity development sessions for WAPCAS, CEPHERG, MARITIME and other CSOs</p> <p><u>UN agencies</u> : Funding and technical assistance</p>

Outcomes/Outputs	Agency Results	Indicators , Baseline, Target	Means of Verification	Role of Partners
regions.	<p>improve upon gender statistics literacy for evidenced based decision making</p> <p>UNESCO (with support from UNIC)</p> <ul style="list-style-type: none"> - Strengthened capacity of media personnel to monitor and report on prevention interventions for MARPS and other vulnerable groups (including teachers and educational workers) <p>ILO: 8.2.1: Scaled up access to HIV and AIDS services for marginalized informal sector workers</p> <p>UNDP: Reduced risky sexual practices among men who have sex with men and female sex workers and advocate for their rights</p>	<p>men;</p> <ul style="list-style-type: none"> - Number of targeted police officers sensitized on rights of most at risk populations (<u>Baseline:</u> To be determined; <u>Target:</u> At least 50.0% increase) <p>Baseline:</p> <ul style="list-style-type: none"> - 25% condom use for female and 45% condom use for men - TBD for MARPS using condoms - 38% for HIV testing and counseling - % of MARPS and other vulnerable groups reported on - TBD for MARPS currently receiving treatment, care and support for HIV related conditions <p>Targets:</p> <ul style="list-style-type: none"> - 37% for female and 67% for male on condom use - 80% of MARPS using condoms - 90% of MARPS tested and know their results - % of Journalists reporting on MARPS and other vulnerable groups (including teachers and educational workers) - 90% of MARPS receiving treatment, care and support for HIV and AIDS related conditions 		
<p>Output 8.3: A national plan to coordinate the capacity development of judiciary, law enforcement agencies, parliamentarians and human rights institutions/organizations to protect and promote the rights of infected and affected by HIV established by end of 2012 and implemented by 2013.</p>	<p>UNAIDS:</p> <ul style="list-style-type: none"> - Increased knowledge and skills on human rights to reduce stigma, discrimination and violence related to HIV - Increased access to legal services for PLHIV and Most At Risk population <p>WFP:</p> <ul style="list-style-type: none"> - Improved advocacy and knowledge of parliament select committee on food assistance for HIV/AIDS <p>UN WOMEN:</p> <ul style="list-style-type: none"> - A gender sensitive national costed capacity development plan developed and being implemented 	<p>Indicators:</p> <ul style="list-style-type: none"> - National costed capacity development plan available for implementation - No of trainings/ Sensitization workshops organized for judiciary, police and parliamentarians and civil society on human rights related to HIV. - No. of PLHIVs and MARPS receiving legal services <p>Baseline:</p> <ul style="list-style-type: none"> - No costed capacity development plan available (2010) - 0 trainings/sensitization workshops 	<p>National costed capacity development plan.</p> <p>Reports on training conducted for the target group.</p> <p>Report on legal services obtained</p>	<p>Ghana AIDS Commission, Ministry of Justice, Ghana Police, Ministry of Interior, Parliament, CHRAJ; provide necessary inputs for the capacity development plan; Officials from CDD, IDEG, Police and HPAC will be trained</p> <p><u>UN agencies:</u> Funding and technical assistance</p>

Outcomes/Outputs	Agency Results	Indicators , Baseline, Target	Means of Verification	Role of Partners
	<p>ILO: 8.3.1 Workplace policies reflecting International Labour Standard R200 on HIV and AIDS are developed through participation of ILO constituents</p> <p>UNDP:</p> <ul style="list-style-type: none"> - Support policy and advocacy for rights of MARPs. - 	<ul style="list-style-type: none"> - 5 MARPS currently received legal AID/services for Human Right abuses. <p>Targets:</p> <ul style="list-style-type: none"> - Costed National capacity development plan - 10 trainings/sensitization workshops - 200 MARPS received legal aid/services. 		
<p>Output 8.4: By 2014, skills of health care providers in three most affected regions to increase access and uptake of ART, care and support and HIV/TB services enhanced.</p>	<p>UNAIDS:</p> <ul style="list-style-type: none"> - Improved collaboration and integration between HIV and TB programmes and services in three most affected regions <p>WFP:</p> <ul style="list-style-type: none"> - Increased uptake of nutrition care and support services as a result of improved capacity of health care providers <p>UN WOMEN:</p> <ul style="list-style-type: none"> - Capacity of healthcare providers to utilize sex aggregated data improved <p>UNICEF:</p> <ul style="list-style-type: none"> - GHS has capacity and resources to plan, coordinate, implement and monitor scale-up of PMTCT and EID services for women and children in at least two regions with the highest HIV prevalence. <p>WHO:</p> <ul style="list-style-type: none"> - Increased capacity of healthcare pharmacy staff in logistics management of ARVs and a strengthened referral system between PMTCT program and ART clinic <p>ILO</p> <p>8.4.1 The capacity of workplace service providers (e.g. peer counseling, educators, focal persons, etc.) strengthened to manage workplace programmes on HIV and TB</p>	<p>Indicators:</p> <ul style="list-style-type: none"> - No. of health care providers trained on ART, HIV/TB, care and support. - No. of health facilities providing ART, care and support services. - Number of HIV-positive patients to be screened for TB in HIV care or treatment settings - Proportion of targeted health workers trained for providing integrated PMTCT services (no baseline) <p>Baseline:</p> <ul style="list-style-type: none"> - 246 health care providers trained on ART in 2010 - 246 health care providers trained on HIV/TB in 2010 - 246 health care providers trained in HIV care and support in 2010 - 138 (267)health facilities provide ART treatment in 2010 - 34308 HIV-positive patients to be screened for TB in HIV care or treatment settings in 2010 <p>Targets:</p> <ul style="list-style-type: none"> - 490 health care providers trained on ART 	<p>Training reports</p> <p>Health facility reports/statistics on ART, HIV/TB, care and support services provided.</p>	<p><u>Ministry of Health:</u> Operational planning for ART HIV/TB service delivery points, technical supervision and support, monitoring and evaluation, and capacity development</p> <p><u>Ghana AIDS Commission:</u> Development of care and support policy and guidelines, coordination, monitoring and evaluation</p> <p><u>Civil Society:</u> implementation of care and support programmes</p> <p><u>UN agencies</u>Funding and technical assistance</p>

Outcomes/Outputs	Agency Results	Indicators , Baseline, Target	Means of Verification	Role of Partners
	-	in 2014 - 490 health care providers trained on HIV/TB in 2014 - 490 health care providers trained in HIV care and support in 2014 - 267 health facilities provide ART treatment in 2014 - 91745 HIV-positive patients to be screened for TB in HIV care or treatment settings in 2014 - 100% of targeted health workers trained for providing integrated PMTCT services		

Outcomes	Agency Results	Indicators , Baseline, Target	Means of Verification	Role of Partners
<p>Outcome 9: Socioeconomically excluded and disadvantaged groups have increased access to education services and demonstrate increased attainment in literacy, numeracy and life skills</p>	<ul style="list-style-type: none"> - UNICEF - UNESCO - WFP - UNHCR - ILO - UNAIDS 	<p>Indicators:</p> <ol style="list-style-type: none"> 1) 1) % of children aged 6-14 attending school disaggregated by sex, location, and economic quintile 2) 2) % of G6 students attaining proficiency level in National Educational Assessment (NEA) 3) 3) Adult literacy rate 4) 4) # and % of children and young people enrolling in technical and vocational skills development (TVSD) programmes 5) 5) % of young men and women aged 15-24 with comprehensive knowledge of HIV and AIDS <p>Baseline:</p> <ol style="list-style-type: none"> 1) 2008 (GDHS) Male-79%; Female-79% Q1-64%; Q2-78%; Q3-82%; Q4-86%; Q5-90% Rural-75%; Urban-85% 2) 2009 (NEA) English: Male 36%, Female 36%, Total 36% Math: Male 16%, Female 11%, Total 14% 3) 2008 (GDHS): Male: 77%; Female: 63%; Total: 70% 4) TBD 5) 2008 (GDHS); Males: 34% and Females: 28% <p>Targets:</p> <ol style="list-style-type: none"> 1) 2016 - At least 80% for Q1 group and at least 90% for all other groups 2) 2016 – NEA proficiency rate: English: 70%; Math: 70% 3) 2016 – Adult literacy rate Total: 85% 4) 2016 – TVET enrolment rate of 15%; TVET enrolment of 26 901; TVET % female: 50% 5) 80% 	<ol style="list-style-type: none"> 1) GDHS, MICS, EMIS 2) NEA report 3) GDHS, MICS 4) COTVET report, EMIS 5) GDHS, MICS <p>MoE Annual Education Sector Performance Report for all indicators</p>	<p>National MOE/GES: Policy development, sector planning, review and coordination, resource allocation, institutional and system development, expansion and mainstreaming of effective service provision models, advocacy, capacity development</p> <p>Regional and District Authorities: Operational planning, technical supervision and support, monitoring and evaluation, coordination and facilitation, capacity development</p> <p>Schools: Provision of quality education services, community mobilisation, awareness raising</p> <p>DPs/NGOs: Complementary and harmonised financial and technical support for infrastructure development, capacity development, advocacy and community mobilisation</p>

Outcomes	Agency Results	Indicators , Baseline, Target	Means of Verification	Role of Partners
Output 9.1 The proportion of out-of-school children aged 6-14, especially girls, those with special needs and OVCs, reduced by at least 70% through formal, complementary and inclusive education programmes in at least 10 deprived districts	UNICEF and UNESCO: see details below	Indicators (baseline/targets): 1) Availability of national inclusive education policy with costed plan (baseline: No inclusive education policy available; target: Inclusive education policy developed: 2) The proportion of out-of-school children (OOSC) aged 6-14 in 10 deprived districts (baseline: TBD; target: 2016 - Reduce the proportion of out-of-school children aged 6-14 by at least 70% in all 10 districts	1) MoE reports 2) EMIS MoE Annual Education Sector Performance Report for all indicators	National MOE/GES/DOC/MOWAC: Finalisation of complementary education and inclusive education policy and action plan, overall monitoring and assessment of out-of-school children, evaluation of complementary, inclusive and early childhood education programmes, resource allocation, expansion and mainstreaming of effective service provision models, advocacy, capacity development, and IEC materials development Regional and District Authorities: Technical support and coordination for implementation of complementary, inclusive and early childhood education programmes, monitoring and evaluation of the programmes, local media and awareness activities, capacity development Schools: Provision of quality complementary, inclusive and early childhood education services, community mobilisation, enrolment campaigns DPs/NGOs/CBOs/FBOs: Complementary and harmonised financial and technical support for the implementation of complementary, inclusive and early childhood education programmes, community mobilisation, Interpersonal Communication (IPC) activities, IEC materials development, advocacy and community mobilisation
	UNICEF: - Young children's school readiness improved through increased access to quality pre-school education programmes in at least 10 deprived districts	Indicators: 1) KG Net Enrolment Rate (NER) 2) Primary Net Admission Rate (NAR) Baseline: EMIS 2009/10 - NER/NAR Afram Plains (ER): 45%/65% Savelugu Nanton (NR): 76%/70% K.E.E.A (CR): 46%/59% Garu/Timpani (UER): 47%/71% Lambussie-Karni (UWR): 45%/65% 5 more districts to be identified in 2011 Targets: 2016 - At least 80% for NER and 90% for NAR in all 10 districts	EMIS MICS	
	UNICEF: - Complementary basic education opportunities expanded to out-of-school children aged 8-14 years in at least 10 deprived districts	Indicators (baselines/targets): 1) # of out-of-school children attending complementary basic education programmes (baseline: 750; target: 15,000 – at least half girls) 2) % of students in complementary basic education programmes mainstreamed into formal school (Baseline: TBD; Target: 90%)	MoE/GES reports	
	UNICEF: - Capacity of primary schools enhanced to provide appropriate care and support for children with special needs including children with disabilities in at least 10 deprived districts	Indicators (baseline/targets): 1) % of primary schools implementing inclusive education programmes (baseline: TBD; target: 70% in 10 deprived districts) 2) # of children with disabilities attending primary school (Baseline: TBD; Target: 100% increase against baseline - at least half girls)	MoE/GES reports	

Outcomes	Agency Results	Indicators , Baseline, Target	Means of Verification	Role of Partners
	<p>UNICEF:</p> <ul style="list-style-type: none"> - Awareness on and demand for education increased among disadvantaged groups, especially girls in at least 10 deprived districts 	<p>Indicators:</p> <ol style="list-style-type: none"> 1) % of school communities that conduct enrolment drives and sensitization campaigns 2) % of SMCs that conduct annual school assessment and prepare school improvement plans using the CFS standards 3) Primary NER 4) Gender parity index (GPI) <p>Baseline :</p> <ol style="list-style-type: none"> 1) and 2) TBD 3) and 4) EMIS 2009/10 – NER/GPI <p>Afram Plains (ER): 65.5/1.01 Savelugu Nanton (NR): 72.1/0.79 K.E.E.A (CR): 86.3/1.01 Garu/Timpone (UER): 85.2/0.96 Lambussie-Karni (UWR): 84.6/1.02</p> <p>5 more districts to be identified in 2011</p> <p>Targets:</p> <ol style="list-style-type: none"> 1) 90%; 2) 100%; 3) 90%; and 4) Between 0.98 and 1.02 	<p>MoE/GES reports EMIS</p>	
	<p>UNESCO:</p> <p>The capacity of the Special Education and Guidance and counselling units (MoE) re-enforced to implement inclusive education programs</p>	<p>Indicators:</p> <ol style="list-style-type: none"> 1) % of Special Education and Guidance and Counselling (SEGC) unit re-enforced. 2) % of SEGC programmes implemented 3) Number of Special Education and Guidance and counselling educators trained. <p>Baseline:</p> <ol style="list-style-type: none"> 1) 90% 2) 100% 3) 85% <p>Targets:</p> <ol style="list-style-type: none"> 1) All staff of the SEGC unit 2) 100% 3) 200 teachers 	<p>MOE-ESP REPORTS</p>	
<p>Output 9.2 Formal, alternative, accelerated basic education or vocational and skills training services</p>	<p>ILO:</p> <p>Formal, alternative, accelerated basic education or vocational and skills training services expanded to include former child labourers in 14 districts</p>	<p>Indicators:</p> <p>The number of working children aged 5-17 withdrawn and prevented from child labour and integrating education or vocational training services in the 14 districts</p>	<p>The Ghana Child Labour Monitoring System (see Output 12.3 under Social Protection Outcome Group)</p>	<p>Ministry of Education: Coordination role and responsible for mainstreaming child labour into the education and vocational training system. Selected NGOs: Implementation of the</p>

Outcomes	Agency Results	Indicators , Baseline, Target	Means of Verification	Role of Partners
expanded to include former child labourers in 14 districts		Baseline: 0 Targets: 5,000 children aged 5-17		programmes in the 14 districts
Output 9.3 Appropriate, timely and relevant education services provided for children in emergency situations in affected locations.	UNHCR: - Refugee children receive appropriate, timely and relevant education services	Indicators: 1) % of refugee children receiving basic education 2) % of IDP children receiving basic education 3) % of children from refugee families receiving school meals Baseline: 1) 80% 2) 0% 3) 0% Targets: 1) 100% 2) 100% 3) 20%	MOE/GES reports Ghana Refugee Board monitoring reports	National MOE/GES, NADMO: Preparation of emergency preparedness and response plan, overall monitoring and assessment of education in emergency, resource allocation, advocacy, capacity development Regional and District Authorities: Technical support and coordination for the provision of education services in emergency situations, monitoring and evaluation of the programmes, capacity development Schools: Provision of quality education services, community mobilisation, enrolment campaigns DPs/NGOs: Complementary and harmonised financial and technical support for the provision of education services in emergency situations, community mobilisation and enrolment campaigns
	UNICEF: - In humanitarian situations girls and boys access safe and secure education and critical information for their own well-being.	Indicators (baseline/targets): All new sudden or slow onset humanitarian situations meet the appropriate CCCs relevant to the context, target and emergency level (Baseline: N/A; Target: 100%)	- MOE/GES/NADMO reports - Ghana Refugee Board monitoring reports - UNHCR/UNICEF and NGOs monitoring reports	
	WFP: - Children in emergency situations reached with school meals (under WFP Emergency School Feeding Programme)	Indicators: 1) % of children in emergency situations receiving school meals by gender 2) Tonnage of food distributed as a percentage of planned distributions Baseline: 1) TBC 2) TBC Targets: 1) 80% 2) 100%		
Output 9.4: National capacity enhanced to plan and implement well co-ordinated and	WFP and UNICEF: see details below	Indicators: 1) Use of single registry as a common targeting mechanism 2) Attendance rate (boys and girls): number of	- MOE/GES reports - WFP Annual Standard Project Report	Key Ministries and Government Agencies at national, regional and district levels (i.e. MLGRD, GSFP secretariat, MOE/GES, MoFA,

Outcomes	Agency Results	Indicators , Baseline, Target	Means of Verification	Role of Partners
targeted pro-poor interventions such as school feeding, take-home rations and girls' scholarship to facilitate access for school-aged children from deprived regions		<p>school days in which boys and girls attend classes as percent of total number of school days in the target communities</p> <p>3) Enrolment (boys and girls): Average annual rate of change in number of boys and girls enrolled in the target communities</p> <p>4) Percentage of girls in JHS benefiting from take-home rations (THR) in the target areas making 85% termly school attendance.</p> <p>5) Percentage of girls with requisite SSS entry rate receiving scholarship</p> <p>6) Gender Parity index at JHS level in the target districts</p> <p>Baseline (2010):</p> <p>1) Single registry not available</p> <p>2) 91%</p> <p>3) 31%</p> <p>4) 92%</p> <p>5) 8%</p> <p>6) 0.82</p> <p>Targets (2016):</p> <p>1) Single registry applied to all pro-poor incentive programmes</p> <p>2) 95%</p> <p>3) 60%</p> <p>4) 98%</p> <p>5) 30%</p> <p>6) 0.90</p>		<p>MOH/GHS, MOESW, and MOWAC): Policy development, development of a common targeting mechanism based on the single registry, planning and implementation, advocacy, coordination and monitoring.</p> <p>DPs/NGOs (i.e. Dutch Embassy, World Bank, USAID, Send Foundation, MVP, etc): Support with funding, planning, capacity development, implementation and monitoring</p> <p>Private Sector: Implementation, partnership, and capacity development</p> <p>Communities: Support for awareness generation, participation and implementation</p> <p>Media: Advocacy, partnerships, information dissemination, awareness creation and monitoring</p>
	<p>WFP:</p> <ul style="list-style-type: none"> - School Meals improved enrolment, attendance and retention of children in schools - Take home ration encouraged girl child to come to schools and contributed to the attainment of gender parity - Girl's scholarship programme ensured brilliant but needy girls to gain entry and complete senior high school (SHS) without dropping out because of financial constraints - Poor Children received one nutritious meal per 	<p>Indicators:</p> <p>1) % of girls from deprived districts in northern region with low GPI at JHS level receiving take home rations.</p> <p>2.) % of girls from deprived districts in northern Ghana receiving school meals</p> <p>3) % of girls from deprived districts in northern Ghana receiving academic scholarships to SHS level</p> <p>4) Tonnage of food distributed as a percentage of planned distributions by programme</p>	<p>MOE/GES reports</p> <p>WFP Annual Standard Project Report</p>	

Outcomes	Agency Results	Indicators , Baseline, Target	Means of Verification	Role of Partners
	school day	category Baseline (2010): 1) 60% 2) 21% 3) 30% 4) 100% Targets: 1) 80% 2) 100% 3) 50% 4) 100%		
	UNICEF: - The National Social Protection Strategy is operationalized to deliver a minimum package of three social protection services for women and children based on a common targeting mechanism (CTM) (UNICEF) (this result is part of Agency Result 7.1)	Indicators: Use of CMT in social protection programmes related to education Baseline: Not used Targets: CMT used to select beneficiaries for social protection programmes related to education	MoE/GES reports	
Output 9.5 National and sub-national capacity enhanced to provide quality education services through a child-friendly school system, life skills education including HIV/AIDS education, TVET, and non-formal education programmes	UNICEF, UNESCO: see detailed below UNFPA: - Financial and technical support provided to implement the Strategy and Action Matrix on Youth and HIV	Indicators: 1) % of primary schools (including KGs) meeting minimum CFS standards in 10 deprived districts 2) % of JHS with HIV Alert Status 3) % of out of school youth aged 15-24 demonstrating comprehensive knowledge of HIV/AIDS 4) Availability of costed TVET Action Plan 5) # of districts implementing TVET Action Plan 6) # of districts implementing functional literacy programmes Baseline: 1) To be established in 2011 2) To be established in 2011 3) To be established in 2011 4) Costed Action Plan not available 5) None 6) None Targets:	1) National, Regional, District CFS reports 2) MOE/GES reports 3) Special survey 4) TVET Action Plan 5) COTVET reports - 6) GES/NFED reports	National MOE/GES/COTVET: Development/consolidation of CFS, school health education and life skills programmes including the HIV Alert programme, TVET, and functional literacy programmes, resource allocation, institutional and system development, impact assessment of programmes, capacity development, and IEC/IPC materials/activities development National Youth Council and Adolescent health Division (GHS): Policy implementation, coordination and monitoring of out-of-school life skills education activities. Regional and District Authorities: Technical support and coordination for programme implementation, technical supervision and support for schools, monitoring and evaluation of

Outcomes	Agency Results	Indicators , Baseline, Target	Means of Verification	Role of Partners
		1) 2016 - 70% 2) 2016 - 80% 3) 2016 – 50% 4) Costed Action Plan developed 5) At least 5 districts 6) At least 5 districts		programmes, capacity development Schools: Implementation of CFS, life skills education, TVET, literacy programmes and other quality intervention DPs/NGOs: Complementary and harmonised financial and technical support for the implementation of quality improvement interventions NGOs, especially PPAG, CEDEP, Theatre for a Change, Ananse Reach Concept, Curious Minds and informal sector: Advocacy, social mobilisation and BCC Academic institutions especially University of Cape Coast, UDS and KNUST: research, evaluation, interest group analysis Media: Advocacy, partnerships and features
	UNICEF: - Issues of exclusion in and quality of education explicitly addressed in national and sub-national sector strategies and plans and timely and sufficient funds allocated to services/programmes for deprived districts and disadvantaged groups	Indicators: 1) Programme focus and budget allocation in the Annual Education Sector Operational Plan (AESOP) and Annual District Education Operational Plans (ADEOPs) 2) % of primary schools that receive capitation grant in full amount and on time Baseline : 1) TBD 2) TBD Targets: 1) AESOP and ADEOPs (at least in 10 districts) contain targeted programmes on inclusive quality education based on the CFS standards to which sufficient funds are allocated 2) At least 80% in 10 deprived districts	MoE/GES reports AESOP/ADEOPs	

Outcomes	Agency Results	Indicators , Baseline, Target	Means of Verification	Role of Partners
	<p>UNICEF:</p> <ul style="list-style-type: none"> - Quality of teaching and learning improved through the increased availability of trained teachers and teaching/learning materials and the practice of child-centred, activity-based teaching in primary schools in at least 10 deprived districts 	<p>Indicators:</p> <ol style="list-style-type: none"> 1) % of existing trained teachers against needs (national standard of pupil/teacher ratio of 35:1) 2) % of existing core textbooks against needs (national standard of pupil/core textbook ratio of 1:3) 3) Teachers attendance ratio 4) % of teachers practicing child-centred, activity-based teaching 5) % of primary schools with trained head teachers on school management and leadership for learning <p>Baseline :</p> <p>1) and 2) EMIS 2009/10 – trained teachers/core textbooks</p> <p>Afram Plains (ER): 19%/19%</p> <p>Savelugu Nanton (NR): 64%/48%</p> <p>K.E.E.A (CR): 55%/68%</p> <p>Garu/Timpanie (UER): 49%/23%</p> <p>Lambussie-Karni (UWR): 45%/34%</p> <p>3), 4) and 5) TBD</p> <p>5 more districts to be identified in 2011</p> <p>Targets:</p> <ol style="list-style-type: none"> 1) and 2) Increase by at least 30 percentage points from baseline 3) At least 90% in 10 deprived districts 4) At least 70% in 10 deprived districts 5) 100% in 10 deprived districts 	<p>EMIS</p> <p>School Report Cards</p>	
	<p>UNICEF:</p> <ul style="list-style-type: none"> - Healthy, safe and gender-sensitive learning environments established in primary schools in at least 10 deprived districts 	<p>Indicators:</p> <ol style="list-style-type: none"> 1) % of schools that meet CFS standards on health promoting school (Dimension 3) 2) % of schools that meet CFS standards on safe, protective school (Dimension 4) 3) % of schools that meet CFS standards on gender-sensitive school (Dimension 5) <p>Baseline :</p> <p>TBD</p> <p>Targets:</p>	<p>National, Regional, District</p> <p>CFS reports</p>	

Outcomes	Agency Results	Indicators , Baseline, Target	Means of Verification	Role of Partners
		At least 70% in 10 deprived districts for all dimensions		
	UNICEF: - HIV and AIDS/life skills education fully operationalised in schools through the Alert School Model	Indicators: 1) % of teachers who use either the infusion or integrated approach in lesson delivery on HIV and AIDS 2) % of adolescents in upper primary and junior high schools have correct information and relevant skills to reduce HIV risk and vulnerability Baseline: 1) Lesson delivery (10%) 2) Knowledge (76%), Life Skills (0%) Targets: 1) At least 75% in 5 regions 2) At least 90% (knowledge) and 80% (life skills) in 5 regions	MoE/GES reports National, Regional, District SHEP reports	
	UNESCO: - Life skills and sexuality education programs rolled out in at least two (2) selected schools	Indicators: 1) Number of teachers capacitated to teach life skills and sexuality education 2) Number of life skills and sexuality education programmes implemented 3) % of learners acquiring skills Baseline: 1), 2), 3) TBD Target: 1) 75% 2) 90% 3) 100%	UNESCO Reports	
	UNESCO: - TVET and Non-Formal education programs implemented in selected deprived districts (UNESCO)	Indicators: 1) % of districts implementing TVET Action Plan 2) % of TVET programmes delivered 3) % of learners trained 4) LNFE survey conducted and LNFE action plan developed 5) % of districts implementing functional literacy programmes Baseline: 1), 2), 3) and 5) TBD	TVET Reports	

Outcomes	Agency Results	Indicators , Baseline, Target	Means of Verification	Role of Partners
		4) LNFE survey and action plan not available Targets: 1) 75% 2) 90% 3) 100% 4) LNFE survey and action plan available 5) 75%		

Thematic area 4: Transparent and Accountable Governance

National Priority: TRANSPARENT AND ACCOUNTABLE GOVERNANCE&ENABLING ENVIRONMENT FOR EFFECTIVE PLAN PREPARATION AND IMPLEMENTATION

MONITORING AND EVALUATION

- DEEPENING THE PRACTICE OF DEMOCRACY AND INSTITUTIONAL REFORM
- STRENGTHENING LOCAL GOVERNANCE AND DECENTRALIZATION
- WOMEN AND GOVERNANCE
- FIGHTING CORRUPTION AND ECONOMIC CRIMES
- ENHANCING RULE OF LAW & JUSTICE
- ENSURING PUBLIC SAFETY & SECURITY
- IMPROVING ACCESS TO RIGHTS & ENTITLEMENT
- PROMOTION OF NATIONAL CULTURE FOR DEVELOPMENT
- STRENGTHENING DOMESTIC AND INTERNATIONAL RELATIONS (PARTNERSHIP) FOR DEVELOPMENT
- PROMOTING EVIDENCE-BASED DECISION MAKING
- MANAGING MIGRATION FOR NATIONAL DEVELOPMENT
- DEVELOPING CAPACITIES OF KEY PLANNING AGENCIES
- M&E INSTITUTIONAL ARRANGEMENTS UNDER THE GSDSA

MDG Goal: Supports all MDGs

Outcomes	Agency Results	Indicators, Baseline, Targets	Means of Verification	Role of Partners
Outcome 10: Key national institutions of democracy are effective, accountable, gender responsive and promote peace,	<ul style="list-style-type: none"> - UNDP - UNICEF - UN Women - UNESCO - UNFPA - UNODC 	Indicators: <ul style="list-style-type: none"> - No. of decentralized policies reviewed and implemented by local government that promote accountability , gender sensitivity and human security - The levels of representation of women 	<ul style="list-style-type: none"> - APRM local governance assessment reports - National gazette - Research studies - Citizen satisfaction surveys 	Technical Expertise: Academia, training institutions, local and regional CSOs, Ghana Bar Association

Outcomes	Agency Results	Indicators, Baseline, Targets	Means of Verification	Role of Partners
<p>inclusive governance, human security with focus on vulnerable groups, by2016.</p>		<p>and vulnerable groups participating in governance processes</p> <ul style="list-style-type: none"> - quality of and confidence in justice delivery especially to the vulnerable - Efficiency and effectiveness of conflict prevention and management mechanisms in place <p>Baselines</p> <ul style="list-style-type: none"> - Guidelines on decentralisation, gender budgeting and human security not effectively co-ordinated and implemented. - Low levels of women representation in key leadership positions - increasing public confidence in the NPC to prevent and manage conflicts - Local governance sub-structures not yet able to assume and effectively exercise their functions. <p>Targets</p> <ul style="list-style-type: none"> - Facilitate the passage and implementation of key decentralised policies to strengthen the capacity of local government institutions - advocate for at least 30% women representation in leadership positions - Support justice sector reforms to enhance effective justice delivery - Strengthen mechanisms for effective conflict prevention and management 		
<p>Output 10.1: Governance institutions operate within a decentralised enabling environment and promote inclusive, accountable and transparent governance</p>	<p>UNDP</p> <ul style="list-style-type: none"> - Institutional and organizational (administrative, legal and regulatory) reforms within key governance institutions for improved democratic governance realized - Representation and participation in democratic processes for women, youth the disabled and other marginalized groups are improved - Capacity for efficiency, transparency 	<p>Indicators:</p> <ul style="list-style-type: none"> - proportion of budget allocations and logistics available to support decentralization and governance institutions to work effectively - number of public accountability mechanisms in place and fora held at all levels by governance institutions. - number and level of consultations on 	<ul style="list-style-type: none"> - Public engagements proceedings and reports - Government budget allocations - District Annual Reports 	<p>Technical Expertise: Academia, local and regional CSOs, EOCCO , GACC, GII</p>

Outcomes	Agency Results	Indicators, Baseline, Targets	Means of Verification	Role of Partners
	<p>and accountability in public affairs and public financial resources management at local governance level is improved</p> <ul style="list-style-type: none"> - Stakeholder capacity to monitor and advocate on the delivery of public goods is enhanced <p>UN Women</p> <ul style="list-style-type: none"> - Technical and institutional capacity of government and civil society organizations is enhanced to formulate, design, implement, monitor and evaluate gender responsive policies, plans, programmes and budgets 	<p>policy formulations and decision making at local and regional levels</p> <ul style="list-style-type: none"> - An annual analysis of the impact of decentralisation on delivery of children's services is available and utilised to improve services for the most deprived children. <p>Baseline:</p> <ul style="list-style-type: none"> - Inadequate budgetary allocation to local government institutions - Inadequate engagements between citizens and governance/public institutions <p>Targets:</p> <ul style="list-style-type: none"> - Organise 100 fora at local and regional levels to facilitate public engagements - Support CSOs' advocacy for inclusive and transparent governance - Annual monitoring of implementation of Decentralization Action Plan to determine how it improves delivery of services for children 		
<p>Output 10.2 Mechanisms are in place to ensure that women and vulnerable groups are informed about their rights to participate actively in decision making processes</p>	<p>UNICEF:</p> <ul style="list-style-type: none"> - Existing networks strengthened and new ones established to ensure increased information to ethically report and advocate for children's issues amongst Media, children's, faith based, traditional and civil society organisations.. <p>UNESCO:</p> <ul style="list-style-type: none"> - Partnerships with civil society on implementation of policies related to gender equality and governance established in local municipalities <p>UNDP</p> <ul style="list-style-type: none"> - Political parties, civil society and other stakeholders develop platforms to promote the increased participation of women and vulnerable groups in governance <p>UN Women (with support from UNIC)</p>	<p>Indicators:</p> <ul style="list-style-type: none"> - increase rate of women in leadership and decision making processes - number of women in elective / representative positions - number of sensitization trainings sessions held, - number of women and vulnerable groups sensitized / trained on their rights - At least 10 partnerships established with media houses/children's organisations for child rights advocacy. - Ethical Guidelines on Reporting for Children are institutionalised in academic organisations and media houses. <p>Baseline:</p>	<ul style="list-style-type: none"> - disaggregated data from key national records - Training, workshop report and media sensitization programmes 	<p>Advocacy: MOWAC, media, CSOs, UNCT</p>

Outcomes	Agency Results	Indicators, Baseline, Targets	Means of Verification	Role of Partners
	<ul style="list-style-type: none"> - Capacity of Government, CSO staff and media enhanced in prevention of gender-based violence - Technical capacity of key Government officials, CSOs, traditional authorities and community leaders on protection and promotion of gender equality and human rights is strengthened to promote development processes <p>UNFPA</p> <ul style="list-style-type: none"> - Capacity to coordinate, institutionalize and monitor gender mainstreaming, gender-responsive budgeting and gender responsiveness in public sector frameworks, plans and programmes for achievement of Gender Equality is strengthened. 	<ul style="list-style-type: none"> - low participation of women and vulnerable groups in decision-making and leadership - Socio-cultural and economic conditions of women and vulnerable groups have limited their awareness and ability to uphold their rights. - Low level of reporting and advocacy on children's rights <p>Targets:</p> <ul style="list-style-type: none"> - 40% representation of women in key leadership positions by 2016 - Organise 100 targeted workshops, sensitization programmes and leadership trainings for women and vulnerable groups 		
<p>Output 10.3: Planned Justice Sector Reforms completed and key institutions functional and responsive</p>	<p>UNICEF</p> <ul style="list-style-type: none"> - By 2015 national policy on children's access to justice in line with international standards and operational - By 2015 the Justice system in 5 regions delivers gender-appropriate child justice services for child victims, witnesses and children in conflict with law in line with international standards ensuring linkages between the Justice and Social Welfare Systems and access to legal aid - By 2016, alternative community based services are accessible and used as the primary referral for children in conflict with the law. <p>UNDP</p> <ul style="list-style-type: none"> - Credibility, professionalism, independence, and efficiency in the administration of justice strengthened. - Citizen's levels of awareness and capacity to access the legal system are increased <p>UNODC</p> <ul style="list-style-type: none"> - International cooperation in criminal matters is enhanced - Ghana's Prisons are operated professionally and 	<p>Indicators:</p> <ul style="list-style-type: none"> - Number of reforms emanating (from justice sector co-ordination meetings that are) operationalized - Number of key staff trained in required specialized areas - increased rate of public confidence in the justice system - Proportion of budget allocated to civic education on access to justice. - National policy on children's access to justice in line with international standards - Proportion of regions delivering gender appropriate child justice services for child victims including social welfare and counselling services - Proportion children utilizing community based services as primary referral for children in conflict with the law - Average out of pocket expenses for prevention and response services - Percentage increase of children who are able to access legal aid with ease 	<ul style="list-style-type: none"> - Reports of justice delivery institutions - Police records - Perception survey on the justice delivery institutions in Ghana. - Public programmes and reports from the National Commission on Civic Education - Reports of the Juvenile Justice Administration - Reports from Social welfare services 	<p>Technical Expertise: Academic and training institutions, CSOs, Ghana Bar Association Dept. of Social welfare</p>

Outcomes	Agency Results	Indicators, Baseline, Targets	Means of Verification	Role of Partners
	<p>efficiently</p> <ul style="list-style-type: none"> - International Conventions on Human Rights for prisoners and drug users are respected and adhered to - National institutions are strengthened to better respond to the threat of transnational organised crime, in particular drug trafficking 	<ul style="list-style-type: none"> - Procedures to enable easy access of to legal aid by children - Proportion of children in contact with the justice system linked to social welfare services <p>Baseline:</p> <ul style="list-style-type: none"> - The existing legal framework is confronted with weakness and institutional capacity constraints hamper the delivery of justice. - Paucity of legal professionals in specialized fields. - Perceived corruption and delays in handling of cases by institutions in the justice delivery system. - 2008 Access to Justice outcome evaluation conducted by UNDP revealed heavy congestions in the prisons - Lack of knowledge about rights and how to access justice by ordinary - Under resourced juvenile justice administration <p>Targets:</p> <ul style="list-style-type: none"> - Develop relevant policies to clarify roles for effective coordination among the justice delivery institutions. - Facilitate 50 specialised trainings for legal professionals - Provide alternative sentencing for lesser offences. - Advocacy for increased budgetary allocation for rights education. - 1 National Policy - At least 50% of cases resolved in 90days - In service training in Judicial service training school 		
<p>Output 10.4: National peace architecture and conflict prevention mechanisms</p>	<p>UNESCO</p> <ul style="list-style-type: none"> - Partnerships with universities established to mainstreaming conflict prevention, peace studies and human rights, etc into the educational 	<p>Indicators:</p> <ul style="list-style-type: none"> - National Peace Council fully functional, in accordance with its Act. - Number of conflicts resolved or mediated 	<ul style="list-style-type: none"> - Reports from the National Peace Council on conflict situation - Government , CSO, 	<p>Technical Expertise: Academia, local and regional CSOs, UNDP, BCPR</p> <p>Advocacy: Parliament, CSOs, Media, Peace promoters/ambassadors</p>

Outcomes	Agency Results	Indicators, Baseline, Targets	Means of Verification	Role of Partners
<p>institutionalized and functional.</p>	<p>system</p> <p>UNDP</p> <ul style="list-style-type: none"> - Conflict management and early warning systems, including assessment and coordination mechanisms, are operational and institutionalized at national and district levels - Conflict prevention and early warning interventions address critical issues such as electoral violence, violence against women, the role of youth, and the use of small arms and light weapons - Civic levels of support for and participation in conflict prevention processes are increased, particularly among CSO's, women and youth - Alternative, independent and secured sources of funds to support institutional capacities of national and local actors in conflict management and peace building are identified <p>UNFPA</p> <ul style="list-style-type: none"> - Mechanisms to facilitate the integration of UNSC Resolutions 1325, on women, peace and security, and 1820, on violence against women, into national laws and policy directives are supported and monitored. 	<p>by the NPC</p> <ul style="list-style-type: none"> - Number of assessments conducted by NPC that feed into conflict prevention - Conflict prevention mainstreamed into the work of key stakeholders <p>Baseline:</p> <ul style="list-style-type: none"> - The process of legal institutionalization of the National Peace Council is under way - Regional Peace councils have been set up in only 4 Regions of Ghana out of 10 - Weak coordination mechanisms between the agencies and the human resources constraints within the NPC (professional skills, mediation, conflict management, negotiation). - Conflict prevention initiatives are not guided by background studies <p>Targets:</p> <ul style="list-style-type: none"> - Key identified conflicts resolve by 2016 - Regional peace councils established and Xxx staff trained in specialised skills in conflict prevention and management - Advocate for the mainstreaming of conflict prevention in national and local institutions 	<p>academia and media publications</p> <ul style="list-style-type: none"> - passage of NPC Bill 	<p>Research and development: academic institutions, research department of Parliament, governance think tanks.</p> <p>Dissemination of information: media, parliamentary press corps</p>

Outcomes	Key Agency Results	Indicators, Baseline, Targets	Means of Verification	Key Partners and Roles
<p>Outcome 11: Ministries, Department Agencies, (MDAs) Local Governments and CSOs have effectively developed, funded, coordinated, implemented, monitored and evaluated national and sectoral policies, plans and programmes aimed at reducing poverty and inequalities, and promoting inclusive socio-economic growth by 2016.</p>	<p>WFP ILO IOM UNDP UNFPA UNICEF WHO UN Women UNAIDS UNESCO</p>			
<p>Output 11.1: By 2016, Ghana Statistical Service (GSS) and key MDAs have enhanced capacity to produce high quality data (disaggregated by sex, age, geography and other variables) for evidence-based planning, monitoring and evaluation</p>	<p>ILO:</p> <ul style="list-style-type: none"> - Enhanced capacity of GSS and other related MDAs to produce labour statistics <p>UNDP:</p> <ul style="list-style-type: none"> - Enhanced capacity of GSS and other related MDAs to produce key relevant aggregated data <p>UNFPA:</p> <ul style="list-style-type: none"> - Improved availability and utilization of data disaggregated by age, gender <p>UNICEF:</p> <ul style="list-style-type: none"> - The National Statistics Strategy is supported to generate equity-focused statistics on the situation of children and women on a timely basis. <p>WHO:</p> <ul style="list-style-type: none"> - Participation in the Joint M&E and Reviews as stipulated in Health Sector Common Management Arrangement III - MOH and agencies supported in implementing 	<p>Indicators:</p> <ul style="list-style-type: none"> - Key surveys, (incl. GLSS, MICS, DHS, Child Labour Survey, Agric Survey), are conducted as per the long-term survey schedule, and results released on a timely basis (max. one year after data collection). - Key surveys incorporate indicators for monitoring MDGs, including the targets for maternal and child survival, growth and development, education outcomes and reduction of poverty level. - Key MDAs have data on sector indicators from their administrative systems, for M&E and reporting. <p>Baselines:</p> <ul style="list-style-type: none"> - Long-term survey calendar with specific surveys (2010-2025) available. 	<ul style="list-style-type: none"> - Published Survey reports - Formal routine data submissions from MDAs to GSS and NDPC for Annual Reporting - Sectoral APRs - NDPC monitoring framework, Annual and Mid-term reports - Detailed results of the census available (economic, social, demographic and housing characteristics at national, regional and district level) - MDG Reports, Human Development Reports, etc. 	<ul style="list-style-type: none"> - The Ghana Statistical Service (GSS) and MDAs continues to roll-out the National Statistical Development Plans, in order to strengthen the national statistics system and ensures data availability for planning and M&E - GSS will continue to engage with NDPC, MDAs and other data users to determine the relevant statistics to collect, and build statistical literacy - Development Partners (DPs) will provide complementary and harmonized technical and financial support and continue to align with government systems and harmonise their approaches - Non-governmental organizations will utilize information generated for their advocacy and community mobilization

Outcomes	Key Agency Results	Indicators, Baseline, Targets	Means of Verification	Key Partners and Roles
	<p>District Health Information Systems (DHIMS) and developing Integrated Monitoring and Evaluation Framework for Health</p> <p>WFP</p> <ul style="list-style-type: none"> - Data available to support the re-targeting of Government school feeding programme mainly in deprived areas. - Data available to support the efficient management of school feeding and other safety net programmes. - Provision of M&E expert to improve the M&E system for the home grows school feeding. <p>UN Women</p> <ul style="list-style-type: none"> - MOWAC's capacity enhanced to collate sex-disaggregated data <p>UNESCO</p> <ul style="list-style-type: none"> - Enhanced capacity of key MDAs to produce high quality and relevant disaggregated data 	<ul style="list-style-type: none"> - 2010 Population and Housing Census enumeration completed. - MICS 2011 survey field work to be completed by December 2011. - Key MDAs generate routine administrative data for planning, M&E and reporting. <p>Targets:</p> <ul style="list-style-type: none"> - Complete census analysis by 2013 - Results of 2011 MICS released. - Key surveys DHS, GLSS, Labour force conducted as per the long-term survey schedule, and results released on a timely basis. - Data on key indicators identified in Sector plans for key MDAs available on a regular basis for reporting - All data sets disaggregated by agreed minimum parameters readily available to a wider audience 		<p>work</p>
<p>Output 11.2: Capacity of National institutions built to utilize disaggregated data, for evidenced-based development policy formulation, planning, and financial resource management.</p>	<p>UNFPA</p> <ul style="list-style-type: none"> - Improved capacity of Government to coordinate the implementation, monitoring and evaluation of the national population programme - IMIS database used for further analysis of the census and other surveys <p>UNDP :</p> <ul style="list-style-type: none"> - Enhanced capacity of key national planning, policy and data management institutions to formulate MDG sized and HD oriented policy, planning and economic management. <p>UNICEF:</p> <ul style="list-style-type: none"> - Key MDAs utilize Programme Based Budgeting (PBB) to improve efficient and effective investment of resources for children and women 	<p>Indicators</p> <ul style="list-style-type: none"> - No. of key MDAs that have robust, costed planning and M&E strategies that follow NDPC's Planning and M&E Guidelines - No. of key MDAs/MMDAs that prepare their Annual Progress Reports - No. of MDAs/MMDAs plans certified as population responsive - No. of key MDAs implementing Programme Based Budgeting (PBB) (BL: 0; target: 5) - New medium-term development strategy (post GSGDA) developed by 2013, for roll- 	<ul style="list-style-type: none"> - Sector / MDA Budget proposals - MDAs/MMDAs development plans - MDAs/MMDAs M&E plans - MDAs/MMDAs APRs - Policy documents and publications on topical issues of relevance - Analytical works/ studies and evaluations reports. - Sector/ thematic reports - Ghana-Info on-line version available 	<ul style="list-style-type: none"> - Government through MoFEP NDPC, GSS and other MDAs/MMDAs undertake policy formulation, resource mobilization, allocation, implementation and monitoring of the medium-term development plan, capacity building and skills development at all levels. - NDPC supported to finalize and prepare an action plan for the implementing of the Joint Agenda for Strengthening M&E and Statistics (JASMES) - Parliament ensures all policies plans and programmes for approval are

Outcomes	Key Agency Results	Indicators, Baseline, Targets	Means of Verification	Key Partners and Roles
	<ul style="list-style-type: none"> - NDPC supported to ensure that key MDAs and MMDAs have sector/district plans, M&E plans and APRs. - Data on all GSGDA and MDG indicators, (by sex, age & geography where possible) is available in the Ghana Info database <p>WHO:</p> <ul style="list-style-type: none"> - MOH and agencies supported in the development and strengthening of inter-sectoral relationships and actions - The development of Comprehensive Health Care Financing Policies and Strategies Supported - Capacity strengthened to develop Medium Term District Health System Plan - National Health Accounts (NHA) institutionalised and NHA updated <p>WFP:</p> <ul style="list-style-type: none"> - Support to the development of school feeding policy. - Assist the government in achieving quality, sustainable nationally owned school feeding programmes, reaching all needy children while encouraging local purchase and agricultural production. - Contributed to the national dialogue on policy issues on Health, Nutrition, Education, HIV/AIDS, and Emergency, addressing root causes of poverty and hunger solutions. <p>UN Women:</p> <ul style="list-style-type: none"> - Capacity enhanced to utilize gender and sex-disaggregated data. 	<p>out in 2014</p> <ul style="list-style-type: none"> - No. of relevant analytical works/ studies and evaluations conducted and disseminated, including the mid-term and end-term evaluations for the GSGDA. - Number of development policies and plans that are informed by disaggregated socio-economic data - Ghana Info database updated with data on key indicators and available on-line. <p>Baseline:</p> <ul style="list-style-type: none"> - No. of MDAs/MMDAs that have costed M&E (<i>determine no. of key MMDAs/MDAs that work closely with UN agencies by end of 2011</i>) - No. of MDAs/MMDAs that have prepared their APRs (<i>determine no. of key MMDAs/MDAs that work closely with UN agencies by end of 2011</i>) - No. of MDAs/MMDAs with population responsive development plans (<i>to determine baseline</i>) - Programme Based Budgeting has been piloted in 2 MDAs - GhanaInfo and IMIS databases are available at GSS - No. Studies/evaluations included in the UN Integrated M&E plan. <p>Targets:</p> <ul style="list-style-type: none"> - All key MDAs/MMDAs have costed M&E (<i>this will be the key MMDAs/MDAs that work closely with UN agencies</i>) - All key MDAs/MMDAs that work closely with UN agencies prepare APRs 	<ul style="list-style-type: none"> - Updated IMIS database 	<p>evidence based</p> <ul style="list-style-type: none"> - NDPC cultivates the culture of evaluations and analytical work to inform planning and development. - MDAs use findings of studies and analysis reports to prepare policies, plans and budgets - MDAs adopt PBB format and processes to formulate budgets after 2011 - GSS ensures availability of relevant data for planning at all levels through the long-term survey program as well as through routine data systems - GSS builds capacity of MDAs and MMDAs in the use in IMIS and Ghana Info to inform policies and plans - NPC updates population integration modules and coordinates the national population program - NDPC ensures the inclusion of the population integration modules in the guidelines for sector and district development planning - NDPC ensures the update and use of planning and M&E manuals and guidelines by MDAs/MMDAs - Development Partners (DPs) will provide complementary and harmonized technical and financial support and continue to align with government systems and harmonise their approaches - Research and Teaching Institutions (undertake relevant research and evaluations

Outcomes	Key Agency Results	Indicators, Baseline, Targets	Means of Verification	Key Partners and Roles
		<ul style="list-style-type: none"> - All national institutions and at least 50% of districts have population responsive development plans. - All Development Policies and Plans are evidence-based. - NDPC supported to produces at least 2 analytical works and 1 policy advocacy document every 2 years to inform policy and planning - Key MDAs implementing PBB (no. to be determined) - Key studies/analytical work and evaluations conducted as per the UN common IMEP - Ghana Info Data Hub updated regularly, and available on-line - IMIS database used for further data analysis for the Census and other surveys 		
<p>Output 11.3: Technical and financial capacities of Metropolitan, Municipal District Assemblies (MMDAs) across the country strengthened to plan, deliver and manage socio-economic services and promote pro-poor economic development by 2016.</p>	<p>UNDP:</p> <ul style="list-style-type: none"> - National LED Framework and Implementation Action Plan operational <p>UNICEF:</p> <ul style="list-style-type: none"> - The Government's Decentralization Action Plan is monitored to determine how it improves delivery of services for children. <p>UN Women</p> <ul style="list-style-type: none"> - MMDAs allocate budgets for gender responsive programming on improved social services delivery, agricultural modernization, WAW and UN SCR 1325 	<p>Indicators:</p> <ul style="list-style-type: none"> - Percentage increase in employment rate in the selected MMDAs. - Number of MMDAs with Local Economic Development(LED), Community Action Plans (CAP) and MDG-focused Medium Term Development Plan - Percentage of youth and women in gainful employment. - Number of multi-stakeholder LED platform operational. - Number of District Planning Coordinating Units (DPCUs) resourced with office equipment to monitor and evaluate LED implementation - National LED Policy developed - No of MMDAs using the LED Operational Manual - No of LED training tools for the MMDAs developed 	<ul style="list-style-type: none"> - MMDAs Annual Progress Reports - District Human Development Report - MMDAs Medium Term Development Plans. - Reports and minutes of meetings - M&E Reports - LED implementation reports - National LED Policy Framework - LED Budget lines in MMDAs supplementary budget 	<ul style="list-style-type: none"> - Min of Local Government and Rural Development MLGRD - Ministry of Economic Planning (MOFEP) - DACF Institute of Local Government Services (ILGS) - Local Government Service Secretariat (LGSS) - Ministry of Employment and Social Welfare(MESW) Ministry of Trade and Industry (MOTI) - National Development Planning Commission - Office of President, - Office of DACF Administrator

Outcomes	Key Agency Results	Indicators, Baseline, Targets	Means of Verification	Key Partners and Roles
		<ul style="list-style-type: none"> - No of MMDAs using LED training tools - An annual analysis of the impact of decentralisation on delivery of children's services is available and utilised to improve services for the most deprived children. - An annual analysis of the impact of decentralisation on delivery of children's services is available and utilised to improve services for the most deprived children. <p>Baseline:</p> <ul style="list-style-type: none"> - National Decentralization Policy Framework (incl. LED as a policy initiative) of MLGRD. - The Ministry of Local Government and Rural Development with technical support from UNDP, ILO and UNCDF has set up LED Advisory Council and LED Technical Steering Committee to facilitate the development of National LED Policy Framework - There are ongoing efforts by some development partners, particularly, ILO, UNDP and GTZ to strengthen the capacity of MMDAs to implement LED strategies - LED projects driven by donors are uncoordinated- No policy framework for LED implementation - LED is being pursued by donors (ILO,GTZ and UNDP) - There are numerous and uncoordinated LED training interventions being sponsored by Development Partners (ILO, GTZ and UNDP) <p>Targets:</p> <ul style="list-style-type: none"> - At least 25% of MMDAs implementing pro-poor Local Economic Development Strategies. - At least 50% increase in proportion of youth and women in gainful employment in selected MMDAs - At least 42 MMDAs have CAPS, LED and MDGs-based District Medium Term Plans. - At least 42 MMDAs have operational LED platforms. - At least 42 MMDAs have LED Strategy - At least 42 MMDAs capacity built to implement 		

Outcomes	Key Agency Results	Indicators, Baseline, Targets	Means of Verification	Key Partners and Roles
		<p>LED</p> <ul style="list-style-type: none"> - Annual analysis if the impact of decentralization is produced. 		
<p>Output 11.4: Selected districts promote private sector participation in local economic development by end 2016.</p>	<p>UNDP:</p> <ul style="list-style-type: none"> - LED Platforms operational at the various levels to facilitate investments in LED initiatives. <p>UNESCO:</p> <ul style="list-style-type: none"> - Establishment of a strong Civil Society/Private Sector/Government common ground for the development and integration of culture into local, national and international economic development policies, strategies and programmes. 	<p>Indicators:</p> <ul style="list-style-type: none"> - Requisite legal and regulatory framework developed. - Number of pilot MMDAs with alternative financial sources for implementation of LED strategies - Proportion of districts with private sector investments - National LED Platform operational. - UN Delivering as One in support of LED - National PPP Policy finalized - National LED Policy developed - Number of District Planning Coordinating Units (DPCUs) resourced with office accommodation, vehicle and equipment to monitor and evaluate LED implementation <p>Baseline:</p> <ul style="list-style-type: none"> - Few MMDAs have LED Forums that seeks to create the enabling business environment and also promote public-private dialogue for private sector development - Government of Ghana has developed draft Policy on Public-Private Partnership(PPP) - The Ministry of Local Government and Rural Development with technical support from UNDP, ILO and UNCDF has set up LED Advisory Council and LED Technical Steering Committee to facilitate the development of National LED Policy Framework - There are ongoing efforts by some development partners, particularly, ILO, UNDP and GTZ to strengthen the capacity of MMDAs to implement LED strategies <p>Targets:</p> <ul style="list-style-type: none"> - At least 50% of required legal and regulatory framework approved by Cabinet - At least 50% of pilot MMDAs with alternative financial sources for implementation of LED strategies 	<ul style="list-style-type: none"> - Framework meeting reports - Policy documents at the district level - Reports and minutes of meetings - M&E Reports - LED implementation reports - LED Operational Manual for MMDAs - National LED Policy Framework - PPP Toolkit for MMDAs 	<ul style="list-style-type: none"> - MLGRD (i) ; MOFEP (i) , DACF; ILGS (iv); LGS (iv) - Ministry of Employment and Social Welfare, - Ministry of Information - Ministry of Communication - Ghana Investment Fund for Electronic Communication - National Development Planning Commission - Office of President,

Outcomes	Key Agency Results	Indicators, Baseline, Targets	Means of Verification	Key Partners and Roles
		<ul style="list-style-type: none"> - At least 50% of pilot MMDAs with private investments for the implementation of LED strategies. - LED Advisory Council and Technical Committee operational. - No. of Joint UN initiatives implemented in support of LED 		
<p>Output 11.5 Partnerships developed between the selected districts, private sector and the Ghanaian Diaspora to support their socio-economic development .</p>	<p>IOM:</p> <ul style="list-style-type: none"> - Enhanced engagement of the country's diaspora in sustainable national socio-economic development through targeted support 	<p>Indicators:</p> <ul style="list-style-type: none"> - Proportion of MMDAs in joint partnerships with the Private Sector and the Diaspora - Size of private and diaspora investment (value) per district - Number of PPPs established by type. <p>Baseline:</p> <ul style="list-style-type: none"> - All MMDAs not covered <p>Target:</p> <ul style="list-style-type: none"> - At least one private sector and Diaspora investment in each of 42 selected MMDAs - At least one PPP in each of the selected 42 districts. - At least 10% of total investments in the selected districts from private sector and diaspora. 	<ul style="list-style-type: none"> - Project and M&E Projects - DHDR - Annual District Progress Reports - Report on PPP projects 	<ul style="list-style-type: none"> - Ghana Immigration Service, Ministry of Interior, Ministry of Foreign Affairs, Ministry of Trade and Industries working together to ensure partnerships are developed with Ghanaian diaspora.
<p>Output 11.6: By 2015, a decentralized National M&E system for HIV and AIDS, with harmonized resource tracking in place.</p>	<p>UNAIDS: Technical support provided to:</p> <ul style="list-style-type: none"> - Recruit and train M&E focal points at the sub-national level; - Develop data collection tools for the M&E focal points at the sub-national level; - Use the CRIS for the preparation of quarterly reports at the sub-national level; - Develop and incorporate the resource tracking tool as part of CRIS <p>UNFPA:</p>	<p>Indicators:</p> <ul style="list-style-type: none"> - No. of districts with functional M&E systems by 2013. - No. of regions and districts submitting quarterly HIV reports using Country Response Information system (CRIS). - Expenditure tracking tool developed and incorporated with CRIS. <p>Baseline:</p> <ul style="list-style-type: none"> - 22 districts with functional M&E systems 	<ul style="list-style-type: none"> - M &E operational plan. - District reports on M& E activities conducted 	<p>Ghana AIDS Commission:</p> <ul style="list-style-type: none"> - Coordination, capacity development, development of tools and guidelines <p>Ministry of Health /Ghana Health Service:</p> <ul style="list-style-type: none"> - Monitor the Health sector response, capacity building, HIV estimation and projection, HIV surveillance and drug resistance monitoring

Outcomes	Key Agency Results	Indicators, Baseline, Targets	Means of Verification	Key Partners and Roles
	<ul style="list-style-type: none"> - Improved availability of data disaggregated by age and gender 	<p>in 2010</p> <ul style="list-style-type: none"> - 32 regions and districts submitting quarterly HIV reports using Country Response Information System (CRIS) in 2010 - Expenditure tracking tool is currently not incorporated into CRIS <p>Targets:</p> <ul style="list-style-type: none"> - 170 districts with functional M&E systems by 2015 - 10 regions and 170 districts submitting quarterly HIV reports using CRIS by 2013 - Expenditure tracking tool developed and incorporated into CRIS for financial tracking by 2013. 		
<p>Output 11.7: National M&E system supported and strengthened by Joint UN M&E strategy for Delivering as One</p>	<p>UNDP/UNFPA/UNESCO with support from UN M&E Group:</p> <ul style="list-style-type: none"> - Development of a joint M&E strategy for DaO which builds and strengthens national M&E system 	<p>Indicators:</p> <ul style="list-style-type: none"> - An Integrated Monitoring and Evaluation Plan for the UN developed and made operational - Joint M&E strategy developed and operational - Annual UNDAF reviews conducted <p>Baseline:</p> <ul style="list-style-type: none"> - None - None <p>Targets: (timescales - annual)</p> <ul style="list-style-type: none"> - One UNDAF integrated M&E plan - 5 UNDAF annual reviews 	<ul style="list-style-type: none"> - UN Integrated Monitoring & Evaluation Plan (IMEP) - Joint M&E programme - Annual Review Reports - Minutes of quarterly meetings 	<ul style="list-style-type: none"> - Government through NDPC, GSS and MDAs/MMDAs, works closely with the UN to ensure a harmonized and coordinated approach to implementation of the Joint M&E strategy for DaO

Annex 1 UNDAF Resources Table

Outcome 1: At least an additional 15% of medium and smallholder farmers (including at least 50 %women farmers; in at least 5 regions; have access to MoFA-approved; agricultural extension services and access to markets, in a timely manner by 2016,	Agencies	Indic. Res. Contr. UNDAF	Resource Contributions UAP		
			Regular Resources	Other Resources	Gap
	FAO	\$4,000,000	\$2,800,000	\$400,000	\$800,000
	UN Women	\$1,500,000	\$300,000	\$0	\$1,200,000
	UNIDO	\$2,800,000	\$0	\$0	\$2,800,000
	WFP	\$3,600,000	\$0	\$3,600,000	\$0
	TOTAL OC 1	\$11,900,000	\$3,100,000	\$4,000,000	\$4,800,000

Outputs	Agencies	Indic. Res. Contr. UNDAF	Resource Contributions UAP		
			Regular Resources	Other Resources	Gap
Output 1.1: By 2016, agricultural inputs are made available to at least an additional 15% Medium / smallholder farmers in at least 5 regions.	FAO	\$1,000,000	\$700,000	\$100,000	\$200,000
	UN WOMEN	\$700,000	\$250,000	\$0	\$450,000
	UNIDO	\$2,800,000	\$0	\$0	\$2,800,000
	WFP	\$700,000	\$0	\$700,000	\$0
Output 1.2: 1,350 agricultural extension agents and researchers have increased capacity to reach out to medium and smallholder farmers by 2015	FAO	\$1,000,000	\$700,000	\$100,000	\$200,000
	UN WOMEN	\$500,000	\$50,000	\$0	\$450,000
	WFP	\$700,000	\$0	\$700,000	\$0
Output 1.3: Additional 10% of small and medium farmers have adopted Good Agricultural Practices (GAP) by 2016.	FAO	\$1,000,000	\$700,000	\$100,000	\$200,000
	UN WOMEN	\$300,000	\$0	\$0	\$300,000
	WFP	\$200,000	\$0	\$200,000	\$0
Output 1.4: Maize, soya bean, rice, and cowpea value chains for medium and smallholder farmers are strengthened in the major production areas by 2016.	FAO	\$1,000,000	\$700,000	\$100,000	\$200,000
	WFP	\$2,000,000	\$0	\$2,000,000	\$0
			TOTAL GAP OC1		\$4,800,000

	Agencies	Indic. Res. Contr. UNDAF	Resource Contributions UNDAF		
			Regular Resources	Other Resources	Gap
Outcome 2: At least, an additional 10% of households consume adequate levels of safe, nutritious foods and adopt positive dietary behavior.	FAO	\$3,000,000	\$2,100,000	\$300,000	\$600,000
	UNAIDS	\$200,000	\$0	\$0	\$200,000
	UNICEF	\$25,000,000	\$2,500,000	\$13,538,499	\$8,961,501
	WFP	\$8,000,000	\$0	\$550,000	\$7,450,000
	WHO	\$198,000	\$0	\$33,250	\$164,750
	TOTAL OC 2	\$36,398,000	\$4,600,000	\$14,421,749	\$17,376,251

Outputs	Agencies	Indic. Res. Contr. UNDAF	Resource Contributions UAP		
			Regular Resources	Other Resources	Gap
Output 2.1: National nutrition policy is developed by 2013.	UNICEF	\$3,250,000	\$625,000	\$1,760,005	\$864,995
	FAO	\$1,000,000	\$700,000	\$100,000	\$200,000
	WFP	\$50,000	\$0	\$50,000	\$0
Output 2.2: The current Food Security and Nutrition Monitoring System (FSNMS), is expanded to cover at least 5 regions in the country by 2016.	UNICEF	\$3,750,000	\$625,000	\$2,030,775	\$1,094,225
	WFP	\$50,000	\$0	\$50,000	\$0
	WHO	\$48,000	\$0	\$11,200	\$36,800
Output 2.3: By 2016, the UN supported micronutrient control activities will achieve at least: - 0% coverage of routine Vitamin A supplementation; 60 communities produce fortified food5 (100% increase from 2010); A 90% coverage of households with adequately iodized salt.	UNICEF	\$6,250,000	\$625,000	\$3,384,625	\$2,240,375
	WFP	\$500,000	\$0	\$0	\$500,000
	WHO	\$35,000	\$0	\$4,900	\$30,100
Output 2.4: Promotion of nutrition education, for the consumption of locally available, nutritious foods (including therapeutic and supplementary feeding for vulnerable groups), 24,000 (10,000 WFP; 10,000 UNICEF, 4,000 FAO) additional people.	FAO	\$1,000,000	\$700,000	\$100,000	\$200,000
	UNAIDS	\$200,000	\$0	\$0	\$200,000
	UNICEF	\$8,750,000	\$625,000	\$4,738,474	\$3,386,526
	WFP	\$7,200,000	\$0	\$450,000	\$6,750,000
	WHO	\$50,000	\$0	\$7,700	\$42,300
Output 2.5: By 2016, the UN support service providers deliver quality nutrition interventions through the provision of technical training, tools, and resources.	FAO	\$1,000,000	\$700,000	\$100,000	\$200,000
	UNICEF	\$3,000,000	\$0	\$1,624,620	\$1,375,380
	WFP	\$200,000	\$0	\$0	\$200,000
	WHO	\$65,000	\$0	\$9,450	\$55,550
			TOTAL GAP OC2		\$17,376,251

	Agencies	Indic. Res. Contr. UNDAF	Resource Contributions UNDAF		
			Regular Resources	Other Resources	Gap
Outcome 3: National systems and existing institutional arrangements for Climate Change mitigation and adaptation and for disaster risk reduction, as defined in the Hyogo Framework for Action at the district, regional and national level are functional	IOM	\$750,000	\$0	\$0	\$750,000
	IMO	\$200,000	\$200,000	\$0	\$0
	UNDP	\$32,000,000	\$8,750,000	\$14,500,000	\$8,750,000
	UNESCO	\$1,589,291	\$110,000	\$1,479,291	\$0
	UNEP	\$70,000	\$70,000	\$0	\$0
	UNFPA	\$2,150,000	\$1,150,000	\$500,000	\$500,000
	UNHCR	\$1,000,000	\$1,000,000	\$0	\$0
	UNICEF	\$2,275,000	\$1,000,000	\$1,275,000	\$0
	UNU/INRA	\$200,000	\$150,000	\$50,000	\$0
	WFP	\$12,000,000	\$0	\$6,000,000	\$6,000,000
	WHO	\$100,000	\$0	\$30,000	\$70,000
	TOTAL OC 3	\$52,334,291	\$12,430,000	\$23,834,291	\$16,070,000

Outputs	Agencies	Indic. Res. Contr. UNDAF	Resource Contributions UAP		
			Regular Resources	Other Resources	Gap
Output 3.1: Capacity of the National Climate Change Committee (NCCC) for policy development, participation in international negotiations, coordination and harmonization of sectoral strategies on climate change strengthened by 2016	IMO	\$60,000	\$60,000	\$0	\$0
	UNDP	\$2,400,000	\$750,000	\$1,000,000	\$650,000
	UNESCO	\$20,000	\$20,000	\$0	\$0
	UNU	\$50,000	\$50,000	\$0	\$0
	WHO	\$30,000	\$0	\$9,000	\$21,000
Output 3.2: Adaptation and mitigation strategies and practices integrated into climate resilient development policies, plans and programmes	UNDP	\$8,500,000	\$2,000,000	\$4,100,000	\$2,400,000
	UNEP	\$70,000	\$70,000	\$0	\$0
	UNESCO	\$20,000	\$20,000	\$0	\$0
	UNU	\$50,000	\$0	\$50,000	\$0
	WFP	5,000,000	\$0	\$2,500,000	\$2,500,000
WHO	\$25,000	\$0	\$7,500	\$17,500	
Output 3.3: The capacity of the Ministry of Finance and Economic Planning (MOFEP) and private sector to mobilize and access international funds on climate change mitigation and adaptation developed by 2013.	UNDP	\$2,400,000	\$800,000	\$1,000,000	\$600,000
	UNESCO	\$40,000	\$40,000	\$0	\$0
Output 3.4: National policies and strategies on Disaster Risk Reduction, with emphasis on budget allocation to disaster prone districts, are in place and operationalized by 2014.	UNDP	\$5,600,000	\$1,400,000	\$2,500,000	\$1,700,000
	WHO	\$45,000	\$0	\$13,500	\$31,500
Output 3.5: A national risk monitoring observatory is established for providing early warning information by 2016.	IOM	\$150,000	\$0	\$0	\$150,000
	IMO	\$70,000	\$70,000	\$0	\$0
	UNDP	\$3,100,000	\$1,000,000	\$1,300,000	\$800,000
Output 3.6: A national strategy to raise public awareness on disaster risk reduction in primary and secondary schools and for improving building safety and protection of critical facilities is in place by 2013.	IOM	\$200,000	\$0	\$0	\$200,000
	UNDP	\$2,600,000	\$900,000	\$1,000,000	\$700,000
	UNESCO	\$20,000	\$20,000	\$0	\$0
Output 3.7: The institutional capacities (assessment, coordination and information management) of NADMO and other MDAs are reinforced for preparedness and response to man-made and natural disasters	IOM	\$400,000	\$0	\$0	\$400,000
	IMO	\$70,000	\$70,000	\$0	\$0
	UNDP	\$4,200,000	\$1,300,000	\$1,900,000	\$1,000,000
	UNESCO	\$10,000	\$10,000	\$0	\$0
	UNFPA	\$2,150,000	\$1,150,000	\$500,000	\$500,000
	UNHCR	\$1,000,000	\$1,000,000	\$0	\$0
	UNICEF	\$2,275,000	\$1,000,000	\$1,275,000	\$0
	UNU	\$50,000	\$50,000	\$0	\$0
Output 3.8: Biodiversity and land management issues, with a special focus on water bodies and afforestation, assessed and integrated at the national and local level	WFP	\$2,000,000	\$0	\$1,000,000	\$1,000,000
	UNDP	\$3,200,000	\$600,000	\$1,700,000	\$900,000
	UNESCO	\$1,479,291	\$0	\$1,479,291	\$0
	UNU	\$50,000	\$50,000	\$0	\$0
WFP	5,000,000	\$0	\$2,500,000	\$2,500,000	
TOTAL GAP OC3					\$16,070,000

	Agencies	Indic. Res. Contr. UNDAF	Resource Contributions UNDAF		
			Regular Resources	Other Resources	Gap
Outcome 4: At least 15% of the Slum and Disaster Prone Communities including women have improved livelihoods through better access to affordable and sustainable housing and skills training in 5 major regions.	IOM	\$1,500,000	\$0	\$0	\$1,500,000
	UN HABITAT	\$4,000,000	\$0	\$2,760,000	\$1,240,000
	UN WOMEN	\$630,000	\$50,000	\$150,000	\$430,000
	UNDP	\$5,000,000	\$1,500,000	\$2,000,000	\$1,500,000
	UNHCR	\$1,800,000	\$0	\$0	\$1,800,000
	UNIDO	\$1,842,310	\$1,842,310	\$0	\$0
	WFP	\$2,000,000	\$0	\$100,000	\$1,900,000
	TOTAL OC 4	\$16,772,310	\$3,392,310	\$5,010,000	\$8,370,000

Outputs	Agencies	Indic. Res. Contr. UNDAF	Resource Contributions UAP		
			Regular Resources	Other Resources	Gap
Output 4.1: Urban Development, National Housing policies with National Housing Strategic Plan printed and disseminated and Local Integration policies developed, printed and disseminated by 2014	UN HABITAT	\$50,000	\$0	\$10,000	\$40,000
	UN WOMEN	\$30,000	\$0	\$0	\$30,000
	UNHCR	\$400,000	\$0	\$0	\$400,000
Output 4.2 Knowledge and skills for effective housing delivery, the use of sustainable low cost/local building materials and technology, as well as low cost housing financing and economic opportunities generated.	IOM	\$1,500,000	\$0	\$0	\$1,500,000
	UNIDO	\$1,842,310	\$1,842,310	\$0	\$0
	UN HABITAT	\$3,850,000	\$0	\$2,650,000	\$1,200,000
	UN WOMEN	\$500,000	\$50,000	\$100,000	\$350,000
	UNDP	\$3,000,000	\$1,000,000	\$1,000,000	\$1,000,000
	UNHCR	\$1,400,000	\$0	\$0	\$1,400,000
	WFP	\$2,000,000	\$0	\$100,000	\$1,900,000
Output 4.3 ICT centres established in 230 communities across the 10 regions of the country for women businesses the youth and local assemblies, and used for employable skills development and enhancement of assemblies'	UN WOMEN	\$100,000	\$0	\$50,000	\$50,000
	UN HABITAT	\$100,000	\$0	\$100,000	\$0
	UNDP	\$2,000,000	\$500,000	\$1,000,000	\$500,000
TOTAL GAP OC4					\$8,370,000

Outcome 5: An additional 2.5% of the population have sustainable use of improved drinking water and sanitation services and practice the three key hygiene behaviors by 2016	Agencies	Indic. Res. Contr. UNDAF	Resource Contributions UNDAF		
			Regular Resources	Other Resources	Gap
			UN HABITAT	\$1,500,000	\$0
UNICEF	\$36,000,000	\$6,000,000	\$15,380,000	\$14,620,000	
UNV	\$100,000	\$50,000	\$0	\$50,000	
WHO	\$100,000	\$0	\$30,000	\$70,000	
TOTAL OC 5	\$37,700,000	\$6,050,000	\$16,410,000	\$15,240,000	

Outputs	Agencies	Indic. Res. Contr. UNDAF	Resource Contributions UAP		
			Regular Resources	Other Resources	Gap
Output 5.1: (Enabling Environment) Sector institutions at national, regional and district levels are better able to plan, implement, coordinate, monitor, evaluate and report on sustainable Sanitation and Water services by 2016	UN HABITAT	\$500,000	\$0	\$300,000	\$200,000
	UNICEF	\$7,000,000	\$2,000,000	\$4,392,000	\$608,000
	UNV	\$100,000	\$50,000	\$0	\$50,000
	WHO	\$100,000	\$0	\$30,000	\$70,000
Output 5.2: An additional 2.5% of population adopt improved hygiene practices of hand washing with soap, safe excreta disposal and household water treatment and safe storage by 2016	UN HABITAT	\$500,000	\$0	\$300,000	\$200,000
	UNICEF	\$5,000,000	\$2,000,000	\$2,000,000	\$1,000,000
Output 5.3: Water and Sanitation Services An additional 2.5% of the population sustainably use improved drinking water and sanitation facilities by 2016	UN HABITAT	\$500,000	\$0	\$400,000	\$100,000
	UNICEF	\$24,000,000	\$2,000,000	\$8,988,000	\$13,012,000
TOTAL GAP OC5				\$15,240,000	

	Agencies	Indic. Res. Contr. UNDAF	Resource Contributions UNDAF		
			Regular Resources	Other Resources	Gap
Outcome 6: Women and children have improved and equitable access to and utilization of quality, high impact maternal, neonatal and child health and nutrition interventions	ILO	\$200,000	\$0	\$200,000	\$0
	IOM	\$1,750,000	\$0	\$0	\$1,750,000
	UNAIDS	\$1,200,000	\$460,000	\$210,000	\$530,000
	UNFPA	\$27,900,000	\$6,700,000	\$6,000,000	\$15,200,000
	UNICEF	\$45,500,000	\$6,250,000	\$5,415,667	\$33,834,333
	WFP	\$4,500,000	\$0	\$250,000	\$4,250,000
	WHO	\$7,933,000	\$0	\$2,386,000	\$5,547,000
	TOTAL OC 6	\$88,783,000	\$13,410,000	\$14,261,667	\$61,111,333

Outputs	Agencies	Indic. Res. Contr. UNDAF	Resource Contributions UAP		
			Regular Resources	Other Resources	Gap
Output 6.1 Strengthened capacity of healthcare providers in four most deprived regions (regions to be specified) to deliver comprehensive MNCH, PMTCT and ASRH interventions by 2016.	IOM	\$1,250,000	\$0	\$0	\$1,250,000
	UNAIDS	\$600,000	\$300,000	\$100,000	\$200,000
	UNFPA	\$13,450,000	\$2,950,000	\$3,000,000	\$7,500,000
	UNICEF	\$9,100,000	\$1,250,000	\$92,046	\$7,757,954
	WFP	\$500,000		\$50,000	\$450,000
	WHO	\$2,700,000	\$0	\$810,000	\$1,890,000
Output 6.2 Improved coverage of high impact MNCH and nutrition interventions at facility and community levels	ILO	\$200,000	\$0	\$200,000	\$0
	IOM	\$500,000	\$0	\$0	\$500,000
	UNAIDS	\$200,000		\$70,000	\$130,000
	UNICEF	\$22,750,000	\$3,125,000	\$4,240,487	\$15,384,513
	WFP	\$4,000,000		\$200,000	\$3,800,000
	WHO	\$3,600,000	\$0	\$1,080,000	\$2,520,000
Output 6.3 Strengthened national institutional and technical capacity to increase availability and use of family planning services.	UNFPA	\$3,720,000	\$1,370,000	\$617,400	\$1,732,600
	WHO	\$100,000	\$0	\$30,000	\$70,000
Output 6.4 Strengthened and harmonized national systems for data collection, management, and use of MNCH interventions.	UNAIDS	\$200,000	\$80,000	\$20,000	\$100,000
	UNFPA	\$6,680,000	\$1,480,000	\$1,482,000	\$3,718,000
	UNICEF	\$9,100,000	\$1,250,000	\$541,567	\$7,308,433
	WHO	\$778,000	\$0	\$233,000	\$545,000
Output 6.5 Strengthened capacity to plan and coordinate implementation of MNCH strategies at national and sub-national level	UNAIDS	\$200,000	\$80,000	\$20,000	\$100,000
	UNFPA	\$4,050,000	\$900,000	\$900,600	\$2,249,400
	UNICEF	\$4,550,000	\$625,000	\$541,567	\$3,383,433
	WHO	\$755,000	\$0	\$233,000	\$522,000
			TOTAL GAP OC6		\$61,111,333

	Agencies	Indic. Res. Contr. UNDAF	Resource Contributions UNDAF		
			Regular Resources	Other Resources	Gap
Outcome 7: The most disadvantaged and vulnerable groups across Ghana benefit from at least four social services in an integrated social protection system.	ILO	\$1,600,000	\$0	\$1,600,000	\$0
	IOM	\$2,500,000	\$0	\$75,000	\$2,425,000
	UNAIDS	\$500,000	\$100,000	\$75,000	\$325,000
	UNESCO	\$30,000	\$30,000	\$0	\$0
	UNFPA	\$1,100,000	\$600,000	\$300,000	\$200,000
	UNICEF	\$15,500,000	\$5,500,000	\$2,500,000	\$7,500,000
	WB	\$82,600,000	\$82,600,000	\$0	\$0
	WFP	\$4,500,000	\$0	\$500,000	\$4,000,000
	TOTAL OC 7	\$108,330,000	\$88,830,000	\$5,050,000	\$14,450,000

Outputs	Agencies	Indic. Res. Contr. UNDAF	Resource Contributions UAP		
			Regular Resources	Other Resources	Gap
Output 7.1: By 2013 the National Social Protection Policy is operational and includes a minimum package* of social protection services (including emergency standards by 2015) based on a common targeting mechanism	UNICEF	\$1,000,000	\$500,000	\$500,000	\$0
	WB	\$2,700,000	\$2,700,000	\$0	\$0
	WFP	\$500,000	\$0	\$50,000	\$450,000
Output 7.2: Social Welfare Service providers (MDAs, CSOs, NGOs) across Ghana deliver efficient, quality, social welfare services (including in emergencies) to the poorest and most vulnerable groups	IOM	\$800,000	\$0	\$0	\$800,000
	UNFPA	\$1,100,000	\$600,000	\$300,000	\$200,000
	UNICEF	\$600,000	\$0	\$600,000	\$0
	WB	\$3,900,000	\$3,900,000	\$0	\$0
	WFP	\$500,000	\$0	\$0	\$500,000
Output 7.3: Vulnerable and marginalized groups across Ghana empowered to access and utilize safety net programmes, social welfare and HIV/AIDS services.	IOM	\$425,000	\$0	\$75,000	\$350,000
	UNAIDS	\$500,000	\$100,000	\$75,000	\$325,000
	UNESCO	\$30,000	\$30,000	\$0	\$0
	UNICEF	\$400,000	\$0	\$400,000	\$0
	WB	\$76,000,000	\$76,000,000	\$0	\$0
	WFP	\$3,500,000	\$0	\$450,000	\$3,050,000
Output 7.4: By 2013 a functional National Child Protection system as part of an integrated social protection system facilitates a coordinated and planned response to child protection including during emergencies.	ILO	\$200,000	\$0	\$200,000	\$0
	IOM	\$200,000	\$0	\$0	\$200,000
	UNICEF	\$4,500,000	\$2,000,000	\$500,000	\$2,000,000
Output 7.5: By 2015 Child Protection service providers (MDAs, CSOs, NGOs) across Ghana deliver efficient, coordinated, gender appropriate child protection services to orphans and vulnerable children, including 'at-risk' groups	ILO	\$1,400,000	\$0	\$1,400,000	\$0
	IOM	\$1,075,000	\$0	\$0	\$1,075,000
	UNICEF	\$9,000,000	\$3,000,000	\$500,000	\$5,500,000
TOTAL GAP OC7					\$14,450,000

	Agencies	Indic. Res. Contr. UNDAF	Resource Contributions UNDAF		
			Regular Resources	Other Resources	Gap
Outcome 8: Strengthened and scaled up national multi-sectoral, decentralized AIDS response to achieve Universal Access targets by 2016.	ILO	\$1,350,000	\$342,000	\$0	\$1,008,000
	IOM	\$575,000	\$0	\$75,000	\$500,000
	UNAIDS	\$3,050,000	\$1,000,000	\$600,000	\$1,450,000
	UNESCO	\$40,000	\$40,000	\$0	\$0
	UNFPA	\$4,000,000	\$1,000,000	\$1,000,000	\$2,000,000
	UNICEF	\$2,500,000	\$750,000	\$290,591	\$1,459,409
	UNWOMEN	\$600,000	\$170,000	\$170,000	\$260,000
	WFP	\$4,500,000	\$0	\$2,000,000	\$2,500,000
	UNDP	\$750,000	\$295,000	\$205,000	\$250,000
	WHO	\$641,000	\$0	\$225,400	\$415,600
	TOTAL OC 8	\$16,656,000	\$3,255,000	\$4,565,991	\$8,835,009

Outputs	Agencies	Indic. Res. Contr. UNDAF	Resource Contributions UAP		
			Regular Resources	Other Resources	Gap
Output 8.1: A costed operational plan to guide the implementation of the National Strategic Plan for HIV and AIDS developed by 2011 and implemented by 2013	ILO	\$100,000	\$20,000	\$0	\$80,000
	UNAIDS	\$1,500,000	\$250,000	\$150,000	\$1,100,000
	UNESCO	\$20,000	\$20,000	\$0	\$0
	UNWOMEN	\$50,000	\$25,000	\$25,000	\$0
	UNDP	\$350,000	\$120,000	\$100,000	\$130,000
	WHO	\$127,000	\$0	\$25,400	\$101,600
Output 8.2: By 2013, Civil Society Organizations, Opinion leaders, Media personnel and health care providers are better able to plan, implement, monitor and evaluate prevention interventions for most at risk populations (including young MARPs) and other vulnerable groups based on evidence in three most affected regions.	ILO	\$450,000	\$100,000	\$0	\$350,000
	IOM	\$575,000	\$0	\$75,000	\$500,000
	UNAIDS	\$400,000	\$250,000	\$150,000	\$0
	UNESCO	\$20,000	\$20,000	\$0	\$0
	UNFPA	\$4,000,000	\$1,000,000	\$1,000,000	\$2,000,000
	UNWOMEN	\$300,000	\$60,000	\$60,000	\$180,000
	UNDP	\$150,000	\$95,000	\$50,000	\$5,000
WHO	\$172,000	\$0	\$86,000	\$86,000	
Output 8.3: A national plan to coordinate the capacity development of judiciary, law enforcement agencies, parliamentarians and human rights institutions/organizations to protect and promote the rights of infected and affected by HIV established by end of 2012 and implemented by 2013.	ILO	\$200,000	\$50,000	\$0	\$150,000
	UNAIDS	\$750,000	\$250,000	\$150,000	\$350,000
	UNWOMEN	\$150,000	\$35,000	\$35,000	\$80,000
	UNDP	\$250,000	\$80,000	\$55,000	\$115,000
	WFP	\$50,000	\$0	\$0	\$50,000
Output 8.4: By 2014, skills of health care providers in three most affected regions to increase access and uptake of ART, care and support and HIV/TB services enhanced.	ILO	\$600,000	\$172,000	\$0	\$428,000
	UNAIDS	\$400,000	\$250,000	\$150,000	\$0
	UNICEF	\$2,500,000	\$750,000	\$290,591	\$1,459,409
	UNWOMEN	\$100,000	\$50,000	\$50,000	\$0
	WFP	\$4,450,000	\$0	\$2,000,000	\$2,450,000
	WHO	\$342,000	\$0	\$114,000	\$228,000
TOTAL GAP OC8					\$9,763,009

	Agencies	Indic. Res. Contr. UNDAF	Resource Contributions UNDAF		
			Regular Resources	Other Resources	Gap
			Outcome 9: Socioeconomically excluded and disadvantaged groups have increased access to education services and demonstrate increased attainment in literacy, numeracy and life skills	ILO	\$2,500,000
	UNAIDS	\$100,000	\$0	\$0	\$100,000
	UNESCO	\$100,000	\$100,000	\$0	\$0
	UNHCR	\$300,000	\$300,000	\$0	\$0
	UNICEF	\$22,500,000	\$6,000,000	\$5,000,000	\$11,500,000
	WFP	\$16,000,000	\$0	\$1,615,000	\$14,385,000
	TOTAL OC 9	\$41,500,000	\$6,400,000	\$6,615,000	\$28,485,000

Outputs	Agencies	Indic. Res. Contr. UNDAF	Resource Contributions UAP		
			Regular Resources	Other Resources	Gap
Output 9.1 The proportion of out-of-school children aged 6-14, especially girls, those with special needs and OVCs, reduced by at least 70% through formal, complementary and inclusive education programmes in at least 10 deprived districts	UNESCO	\$20,000	\$20,000	\$0	\$0
	UNICEF	\$8,500,000	\$2,500,000	\$2,000,000	\$4,000,000
Output 9.2 Formal, alternative, accelerated basic education or vocational and skills training services expanded to include former child labourers in 14 districts	ILO	\$2,500,000	\$0	\$0	\$2,500,000
Output 9.3 Appropriate, timely and relevant education services provided for children in emergency situations in affected locations.	UNHCR	\$300,000	\$300,000	\$0	\$0
	UNICEF	\$500,000	\$250,000	\$0	\$250,000
	WFP	\$3,000,000	\$0	\$0	\$3,000,000
Output 9.4: National capacity enhanced to plan and implement well co-ordinated and targeted pro-poor interventions such as school feeding, take-home rations and girls' scholarship to facilitate access for school-aged children from deprived regions	UNICEF (the budget is included in Output 7.1)	\$0	\$0	\$0	\$0
	WFP	\$13,000,000	\$0	\$1,615,000	\$11,385,000
Output 9.5 National and sub-national capacity enhanced to provide quality education services through a child-friendly school system, life skills education including HIV/AIDS education, TVET, and non-formal education programmes	UNAIDS	\$100,000	\$0	\$0	\$100,000
	UNESCO	\$80,000	\$80,000	\$0	\$0
	UNICEF	\$13,500,000	\$3,250,000	\$3,000,000	\$7,250,000
TOTAL GAP OC9					\$28,485,000

	Agencies	Indic. Res. Contr. UNDAF	Resource Contributions UNDAF		
			Regular Resources	Other Resources	Gap
			Outcome 10: Key national institutions of democracy are effective, accountable, gender responsive and promote peace, inclusive governance, human security with focus on vulnerable groups, by 2016.	UNDP	\$33,500,000
	UNESCO	\$400,000	\$400,000	\$0	\$0
	UNFPA	\$3,370,000	\$2,870,000	\$200,000	\$300,000
	UNICEF	\$7,550,000	\$2,825,000	\$725,000	\$4,000,000
	UNODC	\$20,085,000	\$150,000	\$150,883	\$19,784,117
	UN Women	\$2,500,000	\$750,000	\$750,000	\$1,000,000
	TOTAL OC 10	\$44,820,000	\$20,895,000	\$10,325,000	\$13,600,000

Outputs	Agencies	Indic. Res. Contr. UNDAF	Resource Contributions UAP		
			Regular Resources	Other Resources	Gap
Output 10.1 Governance institutions operate within a decentralised enabling environment and promote inclusive, accountable and transparent governance	UNDP	\$12,000,000	\$5,000,000	\$3,400,000	\$3,600,000
	UNICEF	\$1,325,000	\$925,000	\$400,000	\$0
	UN Women	\$1,500,000	\$500,000	\$500,000	\$500,000
Output 10.2 Mechanisms are in place to ensure that women and vulnerable groups are informed about their rights to participate actively in decision making processes	UNDP	\$4,500,000	\$2,000,000	\$1,300,000	\$1,200,000
	UNESCO	\$200,000	\$200,000	\$0	\$0
	UNFPA	\$2,670,000	\$2,370,000	\$100,000	\$200,000
	UNICEF	\$1,225,000	\$900,000	\$325,000	\$0
	UN Women	\$1,000,000	\$250,000	\$250,000	\$500,000
Output 10.3 Planned Justice Sector Reforms completed and key institutions functional and responsive.	UNDP	\$6,000,000	\$2,800,000	\$1,700,000	\$1,500,000
	UNICEF	\$5,000,000	\$1,000,000	\$0	\$4,000,000
	UNODC	\$20,085,000	\$150,000	\$150,883	\$19,784,117
Output 10.4 National peace architecture and conflict prevention mechanisms institutionalized and functional.	UNDP	\$11,000,000	\$5,000,000	\$3,000,000	\$3,000,000
	UNFPA	\$700,000	\$500,000	\$100,000	\$100,000
	UNESCO	\$200,000	\$200,000	\$0	\$0
TOTAL GAP OC10					\$34,384,117

	Agencies	Indic. Res. Contr. UNDAF	Resource Contributions UNDAF		
			Regular Resources	Other Resources	Gap
Outcome 11: Ministries, Department Agencies, (MDAs) Local Governments and CSOs have effectively developed, funded, coordinated and implemented national and sectoral policies, plans and programmes aimed at reducing poverty and inequalities, and promote inclusive socio-economic growth by 2016.	ILO	\$7,000,000	\$0	\$0	\$7,000,000
	IOM	\$850,000	\$199,960	\$0	\$650,040
	UNAIDS	\$500,000	\$0	\$0	\$500,000
	UNDP	\$26,000,000	\$10,850,000	\$8,000,000	\$7,150,000
	UNESCO	\$110,000	\$110,000	\$0	\$0
	UNFPA	\$11,270,000	\$5,270,000	\$1,700,000	\$4,300,000
	UNICEF	\$5,900,000	\$4,400,000	\$500,000	\$1,000,000
	UNIDO	\$125,000	\$0	\$0	\$125,000
	UN Women	\$1,500,000	\$300,000	\$500,000	\$700,000
	WFP	\$700,000	\$0	\$700,000	\$0
	TOTAL OC 11	\$53,955,000	\$21,129,960	\$11,400,000	\$21,425,040

Outputs	Agencies	Indic. Res. Contr. UNDAF	Resource Contributions UAP		
			Regular Resources	Other Resources	Gap
Output 11.1: BY 2016, Ghana Statistical Service (GSS) and key MDAs have enhanced capacity to produce high quality data (disaggregated by sex, age, geography and other variable) for evidence-based planning, monitoring and evaluation.	UNDP	\$3,000,000	\$1,300,000	\$900,000	\$800,000
	UNFPA	\$4,200,000	\$1,700,000	\$600,000	\$1,900,000
	UNICEF	\$2,900,000	\$2,400,000	\$500,000	\$0
	UN women	\$500,000	\$50,000	\$250,000	\$200,000
	WFP	\$350,000	\$0	\$350,000	\$0
Output 11.2: Capacity of National institutions built to utilize disaggregated data, for evidenced-based development policy formulation, planning, and financial resource management.	UNDP	\$6,500,000	\$2,800,000	\$1,900,000	\$1,800,000
	UNFPA	\$4,190,000	\$1,790,000	\$600,000	\$1,800,000
	UNIDO	\$125,000	\$0	\$0	\$125,000
	UNICEF	\$1,500,000	\$1,000,000	\$0	\$500,000
	UN women	\$1,000,000	\$250,000	\$250,000	\$500,000
Output 11.3: Technical and financial capacities of Metropolitan, Municipal District Assemblies (MMDAs) across the country strengthened to plan, deliver and manage socio-economic services and promote pro-poor economic development by 2016.	ILO	\$5,000,000	\$0	\$0	\$5,000,000
	UNDP	\$9,300,000	\$4,000,000	\$2,600,000	\$2,700,000
	UNESCO	\$30,000	\$30,000	\$0	\$0
	UNICEF	\$1,500,000	\$1,000,000	\$0	\$500,000
	Output 11.4: Selected districts promote private sector participation in local economic development by end 2016.	ILO	\$2,000,000	\$0	\$0
	UNDP	\$5,500,000	\$2,000,000	\$2,100,000	\$1,400,000
	UNESCO	\$40,000	\$40,000	\$0	\$0
Output 11.5: Partnerships developed between the selected districts, private sector and the Ghanaian Diaspora to support their socio-economic development.	IOM	\$850,000	\$199,960	\$0	\$650,040
Output 11.6 By 2015, a decentralized National M&E system for HIV and AIDS, with harmonized resource tracking in place	UNAIDS	\$500,000	\$0	\$0	\$500,000
	UNFPA	\$700,000	\$200,000	\$300,000	\$200,000
Output 11.7: National M&E system supported and strengthened by Joint UN M&E strategy for Delivering as One	UNDP	\$1,700,000	\$750,000	\$500,000	\$450,000
	UNESCO	\$40,000	\$40,000	\$0	\$0
	UNFPA	\$2,180,000	\$1,580,000	\$200,000	\$400,000
TOTAL GAP OC11					\$21,425,040

