



**UNDAF  
ACTION  
PLAN  
2012-2015  
Lao PDR**



# Table of Contents

<b>Foreword</b> .....	<b>2</b>
<b>Executive Summary</b> .....	<b>6</b>
<b>Introduction</b> .....	<b>7</b>
<b>I. Partnerships, Values and Principles</b> .....	<b>10</b>
<b>II. Programme Actions and Implementation Strategies</b> .....	<b>12</b>
Millennium Development Goals, national priorities and the UNDAF Action Plan 2012-2015 .....	12
Accelerating Progress towards the Millennium Development Goals .....	13
The Programming Process .....	13
Ten UNDAF Outcomes .....	14
Relation with National Socio-Economic Development Plan 2011-2015 .....	26
Relation with the Millennium Development Goals for the Lao PDR .....	27
Implementation .....	28
<b>III. Programme Management and Responsibilities</b> .....	<b>29</b>
Programme management .....	29
Responsibilities .....	29
Arrangements for cash transfers .....	32
<b>IV. Resources and Resource mobilisation</b> .....	<b>33</b>
Resources .....	33
Resource allocation .....	34
Common Budgetary Framework .....	34
Resource mobilisation .....	35
Types of Support .....	35
Harmonised Approach to Cash Transfers .....	36
<b>V. Communication</b> .....	<b>36</b>
<b>VI. Monitoring, Evaluation, Knowledge Management</b> .....	<b>37</b>
<b>VII. Commitments of the Government</b> .....	<b>39</b>
Government leadership and coordination .....	39
Fund Raising .....	39
Cash assistance .....	39
Cash transfer .....	39
Audits .....	40
<b>VIII. UNDAF Action Plan Results Matrix</b> .....	<b>41</b>
<b>IX. Other Provisions</b> .....	<b>77</b>
<b>X. Glossary</b> .....	<b>79</b>

# Foreword

The Lao People's Democratic Republic stands at an historic juncture, facing a unique opportunity for its people to embrace a future of economic prosperity, social equity, and environmental sustainability. The United Nations Country Team and the Government of Lao PDR pledge to work closely together to support the fulfilment of the country's development priorities.

These strategic development priorities are elaborated in the Government's Five-Year National Socio Economic Development Plan 2011-2015 and reflected in its commitments to achieve the Millennium Development Goals by 2015. They also are reflected in the overarching national objective of substantially progressing toward graduation from Least Developed Country status by 2020, a long-term vision for which structural transformation is beginning.

The United Nations Development Assistance Framework (UNDAF) Action Plan 2012-2015, including its implementation cycle, has been developed in close alignment with these goals and objectives, marking the strong commitment of the United Nations Country Team to the Lao people and the Lao Government, and to a prosperous Lao PDR in which all segments of the population are able to equally enjoy development gains.

The UNDAF Action Plan represents a common operational plan for United Nations support to the Government. Its priorities arise from the analysis of development opportunities and challenges contained in the United Nations Country Analysis Report 2011. In particular, the Action Plan functions as a mechanism to ensure accountability and as part of the framework establishing the relationship between each United Nations Agency, Fund or Programme in Lao PDR and the Government.

The collective aspiration under this UNDAF Action Plan will be to move toward greater collaboration, focus, transparency, efficiency and coherence, and to enhance the impact of United Nations support as we seek to improve the quality of life for all people in Lao PDR. The UNDAF Action Plan also embodies a critical part of the United Nations Country Team's commitment to Deliver as One in Lao PDR as a self-starter country.

In this context we would like to extend our high appreciation for the contribution made to this UNDAF by both UN agencies, funds and programmes and the Lao Government. We are committed to enhance the cooperation and partnership between the United Nations, the Government and other development partners as we work towards achieving the national development goals.

On 4 July 2012, Vientiane, Lao PDR



Minh Pham

**UN Resident Coordinator  
UNDP Resident Representative**



Dr. Thongloun Sisoulith

**Deputy Prime Minister  
Minister for Foreign Affairs**



Training on the Mekong for the 2011 Vientiane boat racing festival © UNDP/Toby Fricker

Dr. Esther Muia  
UNFPA Representative

Mr. Paul Howe  
WFP Officer-in-Charge

Mr. Timothy Schaffter  
UNICEF Representative

Mr. Leik Boonwaat  
UNODC Representative

Mr. Purushottam K. Mudbhary  
FAO Representative

Dr. Liu Yunguo  
WHO Representative

Mr. Pascal Stenier  
UNAIDS Country Coordinator

Ms. Kyoko Yokosuka  
UNDP Deputy Resident  
Representative (Programme)

Mr. Etienne Clément  
UNESCO Deputy Regional  
Director

Mr. Jiyuan Wang  
Director, ILO Country Office  
for Thailand, Cambodia  
and Lao PDR.

Mr. Avi Sarkar  
UN-HABITAT Regional  
Technical Advisor

Dr. Young-Woo Park  
Regional Director,  
UNEP Regional Office  
for Asia Pacific

Mr. Chin Pen Chua  
UNIDO Representative and  
Director of Regional Office  
in Thailand

Ms. Shoko Ishikawa  
UN Women Officer-in-Charge,  
East and Southeast Asia  
Regional Office

Ms. Heike Alefsen  
OHCHR Officer-in-Charge

Mr. Manuela Tortora  
Chief, UNCTAD Technical  
Cooperation Service

Mr. Oliver Lacey-Hall  
Head of OCHA Regional  
Office for Asia and the Pacific

Ms. Stefania Dina  
IFAD Representative

Mr. David Jackson  
UNCDF Head of Regional  
Office and Senior  
Technical Advisor

Mr. Friedrich von Kirchbach  
Director, Division  
of Country Programmes,  
International Trade Centre

Dr. Jonathan Lucas  
UNICRI Director

Mr. Andrew Bruce  
IOM Representative for  
Southeast Asia

Ms. Flavia Pansieri  
UNV Executive Coordinator

Mr. James Lynch  
UNHCR Regional  
Representative and Regional  
Co-ordinator  
for South East Asia

# Executive Summary

The **United Nations Development Assistance Framework (UNDAF) Action Plan** is the strategic programme framework for the United Nations in the Lao PDR. It describes the collective response of the UN system to the priorities in the national development framework.

Based on the United Nations' comparative advantage in the Lao PDR, the UNDAF Action Plan defines **ten concrete and measurable improvements** for the people of the Lao PDR **by the year 2015**.

> By 2015, the government promotes more **equitable and sustainable growth** for poor people in the Lao PDR

> By 2015, the poor and vulnerable benefit from the improved delivery of **public services**, an effective protection of their **rights** and greater **participation** in transparent decision making

> By 2015, under serviced communities and people in education priority areas benefit from equitable quality **education** and **training** that is relevant to the labour market

> By 2015, people in the Lao PDR benefit from more equitable promotive, preventive, curative and rehabilitative **health and social welfare services**

> By 2015, vulnerable people are more **food secure** and have better **nutrition**

> By 2015, key populations at higher risk of **HIV infection** benefit from increased coverage and quality of integrated prevention and treatment, care and support services

> By 2015, the government ensures **sustainable natural resources management** through improved governance and community participation

> By 2015, the government and communities better adapt to and mitigate **climate change** and reduce **natural disaster vulnerabilities** in priority sectors

> By 2015, national and local governments and communities have reduced the **impact of unexploded ordnance** on people in the Lao PDR

> By 2015, people in the Lao PDR benefit from policies and programmes which more effectively promote **gender equality** and increased **participation and representation of women** in formal and informal decision making

Four of these UNDAF results directly contribute to the achievement of three seriously off-track **Millennium Development Goals** in the Lao PDR. Three results directly contribute to the achievement of four additional MDGs which are off-track. This reflects the UN system's commitment to support the Lao PDR to bring the Millennium Development Goals in the Lao PDR back on track, and to see them achieved by 2015.

In addition to being a programme with ten clearly defined results by the year 2015, the UNDAF Action Plan is also an **operational** document that describes how these ten results will be achieved. This UNDAF Action Plan includes a **common budgetary framework** for the Government, implementing partners and UN system agencies, and for the information of donors and other partners. In addition, the UNDAF Action Plan serves as a **monitoring tool** with an indicator framework for closely tracking progress and success over time.

The **UN Resident Coordinator** is overall responsible for, and coordinates, the operational activities for development of the UN system carried out in the Lao PDR. Collectively, the **UN Country Team** is responsible for regularly assessing progress towards and achievement of results and adjusting the UNDAF Action Plan accordingly. For each of the ten planned results of the UNDAF Action Plan, a **UN outcome group** will regularly monitor progress and the timely delivery of outputs.



# Introduction

After a **period of dynamic change**, the Lao People's Democratic Republic (Lao PDR) is at a cross-road. Robust economic growth, averaging over 7% since 2006, has resulted in a halving of poverty since 1992 and impressive gains across a range of other social and economic indicators. Much of this progress can be attributed to large increases in foreign direct investment, and the transformation of the Lao PDR into a provider of natural resources in the region, mainly energy, minerals, timber, and cash crops. But un-regulated foreign direct investment and accelerated economic growth can be double-edged. They are creating some negative impacts on the environment and society of the Lao PDR, and aggravating disparities in livelihoods and access to basic services. Further, the expected growing share of the working age population and a declining dependency ratio provide the country result in a window for the Government of the Lao PDR. The UN's Country Analysis Report 2011 sums up progress and challenges over the past years:

Poverty has declined by nearly half from 1992 to 27%, and impressive progress has been seen across a range of other social and economic indicators. Between 1991 and 2005, net enrolment in primary schools rose from 58% to 84% of children and this enrolment is approaching gender parity. In health, child mortality has dropped to 98 deaths per thousand live births, from 170 in 1995, and the country is winning the fight against malaria and tuberculosis. Between 1990 and 2006, malarial deaths per 100,000 people fell from 9 to just 0.4, and there are high and sustained rates of TB detection and cure. These achievements took place in a low-income, land-locked country, whose geography is dominated by remote uplands, whose multi-ethnic people speak several dialects and languages, and whose workforce is engaged mainly in subsistence agriculture.

And yet, wide and deepening disparities exist in livelihoods and access to health and education, between urban and rural areas, uplands and lowlands, amongst different ethnic groups and between men and boys, and women and girls. For example, literacy among young people, ages 15 to 24, reached 84% in 2005. But for females in rural areas, away from roads, it plummets to 35%. Malnutrition, if unchecked, will compromise the human capital of the country. Un-regulated development in mining, hydropower and plantation may degrade beyond recovery the rich ecosystems, upon which the vast majority of the rural population so depend for fuel, food and fibre. The many diverse cultures in the Lao PDR are at risk of being lost in a development process focusing mainly on direct economic growth. For the Lao PDR, globalisation and economic growth present threats as well as new opportunities. Continued progress will depend on measures to regulate and sustain economic growth, while promoting more equitable distribution of wealth across provinces and in rural areas."<sup>1</sup>

The 7<sup>th</sup> National Socio-Economic Development Plan (NSEDP), approved by the National Assembly in June 2010, strives to achieve 'growth with equity'. The intuitive link between economic growth and human development reflects the Government's strategic commitment to accelerate the progress towards meeting the Millennium Development Goals (MDGs) by 2015 and address prevailing inequity. The 7<sup>th</sup> NSEDP also sets priority actions that enable operationalization of policies into practice through further institutional and policy reform so that investment in the most vulnerable and remote areas would yield equitable results.

The 7<sup>th</sup> NSEDP reiterates the Government's aim to **graduate the Lao PDR from the ranks of the least developed countries by 2020**. This will require not just growth in GDP, but greater focus on the quality and equity of that growth. To meet the criteria for graduating from least developed country status, the Lao PDR will have to achieve a three-year average of at least \$900 income, an enhanced human resource based measured by nutrition, health, education and adult literacy, and reduced economic vulnerability measured by the stability of exports, the economic importance of non-traditional activities, merchandise export concentration, the handicap of economic smallness and

1 - Country Analysis Report: Lao People's Democratic Republic, Analysis to inform the selection of priorities for the next UN Development Assistance Framework (UNDAF) 2012-2015

2 - <http://www.un.org/special-rep/ohrls/lao/E-2004-33.pdf>

the population displaced by natural disasters<sup>2</sup>. To date, the vast increase in foreign direct investment and corresponding economic growth have not been harnessed sufficiently for poverty reduction, food security, job creation, transfer of technologies and skills, and improved services for the majority of the people, particularly people living in remote, rural communities.

The Lao PDR has experienced remarkable advances towards meeting the **Millennium Development Goals**. Currently, however, the Lao PDR is off-track to achieve four targets: universal primary schooling, eliminating gender disparity at all levels of education, reducing maternal mortality by three quarters, halving the number of people without safe drinking water and halving the number of people without sanitation in rural areas. More worryingly, the country is seriously off-track in the achievement of three of the targets by 2015: reducing hunger by half, achieving universal access to reproductive health and reversing the loss of environmental resources.

Continued progress towards achievement of all MDGs will depend on **measures to regulate and sustain economic growth**, and to **make it more inclusive and sustainable with a particular focus on remote rural areas**. Government leadership and action are needed to harness foreign direct investment and economic growth. The 7<sup>th</sup> NSEDP and the MDGs will only be achieved if state financial resources are properly managed, basic social services are delivered, the law enforced and citizen's rights protected by law, the risks of disasters and impact of hazard including UXO reduced, and when decisions are made with transparency and accountability.

The root causes for being off-track on MDGs correspond to important **capacity gaps**. In preparation for the UNDAF Action Plan 2012-2015, the UN system together with the Government of the Lao PDR conducted a **country analysis**<sup>3</sup> to identify areas where the UN can contribute to the 7<sup>th</sup> NSEDP and the achievement of the MDGs in the Lao PDR. The Country Analysis Report for the Lao PDR has identified ten major challenges: 1. Rural poverty, 2. Job creation and employability, 3. Basic education, 4. Food and nutrition security, 5. Maternal and infant mortality and health system, 6. Ecosystem changes, 7. Vulnerability to disasters, 8. Empowerment of women and young people, 9. Violence against women, girls and young people, 10. HIV and communicable diseases. Further, the country analysis identified three cross-cutting issues as corner-stones of outcomes and outputs during the programming process: 1. Governance, 2. Gender equality, 3. Data and evidence for policy-making.

The UN's convening role in the Lao PDR, its sector coordination responsibilities, the breadth of areas of specialization of the UN system, the complementarity and synergies of UN agency mandates, its ability to mobilise high quality global and local expertise, its support to evidence-based policy, its ability to facilitate South-South cooperation and its common approach to institutional capacity development gives the UN system a **unique position to support national development plans and the MDGs**.

The UN country analysis includes an assessment where the UN system has a comparative advantage to support the Government in its efforts to implement the 7<sup>th</sup> NSEDP, achieve the MDGs by 2015 and work towards graduation from Least Developed Country Status by 2020: 'One Voice' of the UN system enables a strategic and coherent engagement in high-level policy dialogue in support of equitable development by leveraging partnerships and resources. Given the inter-related nature of MDGs and national development priorities addressed in the 7<sup>th</sup> NSEDP, UNDAF is a strategic framework that reflects the multi-sectoral contribution of the UN system to national development. The UNDAF also strategically supports a comprehensive policy process whereby sub-national and community-level initiatives to achieve MDGs not only promote equitable development but are considered at national level for further replication to accelerate the progress. At the outset it is imperative that the UN system through the UNDAF reinforces the implementation of the Vientiane Declaration and Country Action Plan (VDCAP) to strive towards greater relevance, efficiency and effectiveness while reducing duplication and fragmentation to maximize the collective impact that improves the lives of the most vulnerable and deprived segments

---

2 - <http://www.un.org/special-rep/ohrls/ldc/E-2004-33.pdf>

3 - Country Analysis Report: Lao People's Democratic Republic, Analysis to inform the selection of priorities for the next UNDAF 2012-2015, United Nations in Lao PDR, 2011

of population. To further this approach, the UN system played a key role in setting up the **Round Table Process** and serves as its co-chair. The UN in the Lao PDR co-chairs a number of **Sector Working Groups (SWGs)**<sup>4</sup> and serves as Development Partner focal point, thus providing the UN system with a unique opportunity to coordinate and facilitate dialogue among a diverse group of donors in the areas of governance, education, health, gender and unexploded ordnances. The UN's **impartiality** and **neutrality** enables it to have formed a credible, trusted partnership with Government which allows the discussion of sensitive development issues. This is all based on the UN's long-term commitment to the future growth and development of the Lao PDR state and peoples. An additional advantage is the UN's focus on **capacity development** at all levels within the framework of national ownership and its technical expertise across a range of diverse issues.

As a result, the UN will work with the Government of the Lao PDR to address the capacity gaps - within the framework of national ownership – in **six priority areas** which are critical to effectively implement the 7<sup>th</sup> NSEDP, to achieve the Millennium Development Goals by 2015 and to support the graduation of the Lao PDR from the ranks of the least developed countries:

- **Governance**
- **Inclusive and equitable growth**
- **Human development**
- **Natural resource management**
- **Unexploded ordnances**
- **Gender**

The UN and the Government of the Lao PDR have identified **ten concrete outcomes** in these five critical areas which the UN system in the Lao PDR will aim at achieving by 2015. For each outcome, the UN system will deliver a set of **outputs** to achieve these changes in behaviour or performance. This includes an analysis of risks and assumptions, a list of key partners and a budget identifying the current resource gaps.

The UNDAF Action Plan describes **what all UN entities in the Lao PDR and the Non-Resident UN Agencies** will seek to achieve and **how** the UN system will work towards the achievement of these results for the period 2012 – 2015. This UNDAF Action Plan consolidated and builds upon past efforts such as the UN Resident Coordinator (RC) as leader of the United Nations country team (UNCT), numerous joint UN programmes and increased collaboration of UN agencies with the Government and donors.

**Delivering as One** through a single UNDAF Action Plan for the Lao PDR underscores the UN system's adherence to greater effectiveness, transparency and accountability in line with the **Vientiane Declaration**. The objective is to ensure faster and more effective development operations and accelerate progress to achieve the **Millennium Development Goals**. It is about a UN development system that delivers more coherently and efficiently for the poorest and most disadvantaged. The model of reform and increased coherence is adapted to the specific context of the Lao PDR.

The UN agencies will promote **volunteerism** to actively engage with local communities and thus insure a more solid broad-based national ownership, gender equality, inclusive participation and sustainable development. They will value the potential of volunteerism in its various forms (enhanced civic engagement, service to others, self-help) as means to accelerate the achievement of the MDGs and overcome social exclusion and discrimination. The United Nations Volunteers (UNV) programme, the UN organization contributing to peace and development through volunteerism worldwide, will continue to promote volunteerism and to provide international and national professional volunteers to support the development of the Lao PDR.

---

4 - Health SWG is co-chaired by WHO; Education SWG is co-chaired by UNICEF; Governance SWG is co-chaired by UNDP; Drug Prevention SWG is co-chaired by UNODC; Mine Action SWG is co-chaired by UNDP; the informal Gender Theme Group is co-chaired by UNFPA.

# I. Partnerships, Values and Principles

---

The UNDAF Action Plan outlines the **collective response** of the Government of the Lao PDR and the United Nations System to the development challenges of the Lao PDR.

The UNDAF Action Plan directly contributes to the national development agenda defined in the **7<sup>th</sup> National Socio-Economic Development Plan 2011-2015** of the Lao PDR, the Millennium Development Goals Compact and the **Millennium Development Goals Acceleration Framework** for the Lao PDR from 2010.

The UNDAF Action Plan serves the following **purposes**:

- A **programming** document for all UN agencies working in the Lao PDR that describes the strategic priorities of the UN system and what results are planned by 2015
- An **operational** document that describes how these priorities will be achieved
- A **planning and monitoring tool** with an indicator framework for implementing partners, donors and UN system agencies
- A **common budgetary framework** for the Government, implementing partners and UN system agencies, and for the information of donors and other partners

The UNDAF Action Plan will result in a) greater **clarity and transparency** of the UN system's activities and resources in the Lao PDR, b) a **simplification** through a single reference document which includes legal and financial agreements with the Government which will reduce transaction costs by simplifying and harmonizing planning and review processes, c) more **coherence** between UN system agencies, d) a **comprehensive and results based projection of financial resources** and resource gaps.

The UNDAF Action Plan is **agreed by the Government of the Lao People's Democratic Republic and the United Nations system** through the following:

Whereas the Government of the Lao PDR (hereinafter referred to as "the Government") has entered into the following:

a) WHEREAS the Government and the **United Nations Development Programme** (hereinafter referred to as UNDP) have entered into a Standard Basic Assistance Agreement (SBAA) to govern UNDP's assistance to the country, which was signed by both parties on 10 October 1988. Based on Article I, paragraph 2 of the SBAA, UNDP's assistance to the Government shall be made available to the Government and shall be furnished and received in accordance with the relevant and applicable resolutions and decisions of the competent UNDP organs, and subject to the availability of the necessary funds to the UNDP. In particular, decision 2005/1 of 28 January 2005 of UNDP's Executive Board approved the new Financial Regulations and Rules and along with them the new definitions of 'execution' and 'implementation' enabling UNDP to fully implement the new common country programming procedures resulting from the UNDG simplification and harmonisation initiative. In light of this decision this UNDAF Action Plan together with an Annual Work Plan (AWP) (which shall form part of this UNDAF Action Plan, and is incorporated herein by reference) concluded hereunder constitute together a project document as referred to in the SBAA.

b) With the **United Nations Children's Fund** (UNICEF) a Basic Cooperation Agreement (BCA) concluded between the Government and UNICEF on 13 February 1981 and revised on 23 August 1995.

c) With the **World Food Programme** (WFP) a Basic Agreement concerning assistance from the World Food Programme, which Agreement was signed by the Government and WFP on 23 August 2005.

- d) With the **United Nations Population Fund** (UNFPA) an Exchange of letters between the Government and UNFPA dated 10 September 2003 to the effect that the SBAA signed by UNDP and the Government on 10 October 1988 be applied, mutatis mutandis, to UNFPA.
- e) With the **Food and Agriculture Organisation** of the United Nations (FAO) the Agreement for the opening of the FAO Representation in the Lao PDR on 29 August 1978.
- f) With the **World Health Organization** (WHO) a Basic Agreement concluded in 1960 and 1973.
- g) With the **United Nations Environment Programme** (UNEP) as per the Medium Term Development Strategy 2010-2013 and the Programme of Work 2012-2013.
- h) With the **United Nations Industrial Development Organization** (UNIDO), the declaration of the Government of the Lao PDR accepting the application of the standard basic agreement concluded with the UNDP to the present of UNIDO project signed on 25 November 2004.
- i) With the **United Nations Office of Drug and Crimes** (UNODC) as per the SBAA signed by UNDP and the Government on 10 October 1988 which applies, mutatis mutandis, to UNODC.
- j) With the **United Nations Capital Development Fund** (UNCDF) as per the SBAA signed by UNDP and the Government on 10 October 1988 which applies, mutatis mutandis, to UNCDF.
- k) With the **United Nations Human Settlements Programme** (UN-HABITAT) a Memorandum of Understanding signed with the Government on 16 October 2006 and on 7 September 2009.
- l) With the **United Nations Volunteers** (UNV) programme as per the SBAA signed by UNDP and the Government on 10 October 1988 which applies, mutatis mutandis, to UNV.
- m) With the **United Nations Economic and Social Commission for Asia and the Pacific** (ESCAP), the **International Fund for Agriculture Development** (IFAD), the **International Labour Organisation** (ILO), the **International Organization for Migration** (IOM), the **International Trade Centre** (ITC), the **Office of High Commissioner for Human Rights** (OHCHR), the **United Nations Programme on HIV/AIDS** (UNAIDS), the **United Nations Conference on Trade and Development** (UNCTAD), the **United Nations Educational, Scientific and Cultural Organisation** (UNESCO), the **United Nations High Commissioner for Refugees** (UNHCR), the **United Nations Interregional Crime and Justice Research Institute** (UNICRI).
- n) The UNDAF Action Plan will, in respect of each of the United Nations system agencies signing, be read, interpreted, and implemented in accordance with and in a manner that is consistent with the basic agreement between such United Nations system agency and the Host Government.

# II. Programme Actions and Implementation Strategies

---


## Millennium Development Goals, national priorities and the UNDAF Action Plan 2012-2015

The Lao PDR has experienced advances in social development in recent years and significant progress has been made towards achieving the **Millennium Development Goals** (MDGs). However, the country still faces many development challenges. There is strong commitment by the Government and UN partners towards achieving the MDGs with the process being led by the Minister for Foreign Affairs. The United Nations in the Lao PDR is committed to support the Government of the Lao PDR to achieve the country's priority national development goals, including the MDGs.

The achievement of the MDGs is one of the critical strategic areas of the **Seventh National Socio Economic Development Plan** (7<sup>th</sup> NSEDP) **2011-2015**. The 7<sup>th</sup> NSEDP provides a major opportunity for further poverty reduction, achieving the other MDGs as well as making substantial progress towards promoting equitable sustainable growth, ultimately helping the country graduate from Least Developed Country (LDC) status.

Efforts to achieve the MDGs are made in tandem with the 7<sup>th</sup> NSEDP, which is further supported by the United Nations' response through the **United Nations Development Assistance Framework** (UNDAF) **Action Plan**. The tripartite relationship between the efforts on MDGs, NSEDP and UNDAF is raising the Lao PDR to another level of UN Reform on coherence and aid effectiveness as per the Paris Declaration. In light of this, the UN, in its capacity as the co-chair to the **Round Table Process** in the Lao PDR, plays a crucial role in ensuring a nationally-led, managed and owned development mechanism.

Figure 1: Tripartite Relationship between the MDGs, the 7th NSEDP and the UNDAF Action Plan



## Accelerating Progress towards the Millennium Development Goals

The Lao PDR has experienced remarkable **advances** towards meeting the MDGs. Poverty declined steadily from 46 to 26.9 per cent, and the country is on course to achieve the MDG target of halving poverty by 2015. Between 1991 and 2005, net primary school enrolment rose from 58 to 84 per cent. Child mortality indicators are also improving satisfactorily: under-five mortality shows a decrease from 170 to 98 per 1,000 live births, and infant mortality has fallen from 104 to 70, which indicate a strong potential for the Lao PDR to achieve the target by 2015. The country has also made considerable progress in the fight against malaria and tuberculosis. Between 1990 and 2006, the death rate from malaria fell from 9 to 0.4 per 100,000. Two targets related to tuberculosis were achieved by 2005 – 72 per cent of tuberculosis was successfully detected and 90 per cent cured under Directly Observed Treatment Short Courses.

Despite these advances, the Lao PDR is **off-track** to achieve **four targets**: universal primary schooling, eliminating gender disparity at all levels of education, reducing maternal mortality by three quarters, halving the number of people without safe drinking water and halving the number of people without sanitation in rural areas. More worryingly, the country is **seriously off-track** in the achievement of **three of the targets** by 2015: reducing hunger by half, achieving universal access to reproductive health and reversing the loss of environmental resources.

The UN system and the Government of the Lao PDR established a **framework to accelerate progress towards the MDGs** in 2010. The framework defined innovative options to reach the most vulnerable population, and identifies six priority areas within the Government's overall development plans<sup>5</sup>. While the MDG acceleration framework defines the priority areas, the UNDAF Action Plan was developed as an operational framework for the UN in the Lao PDR with clear result chains, and with indicators and resources defined.

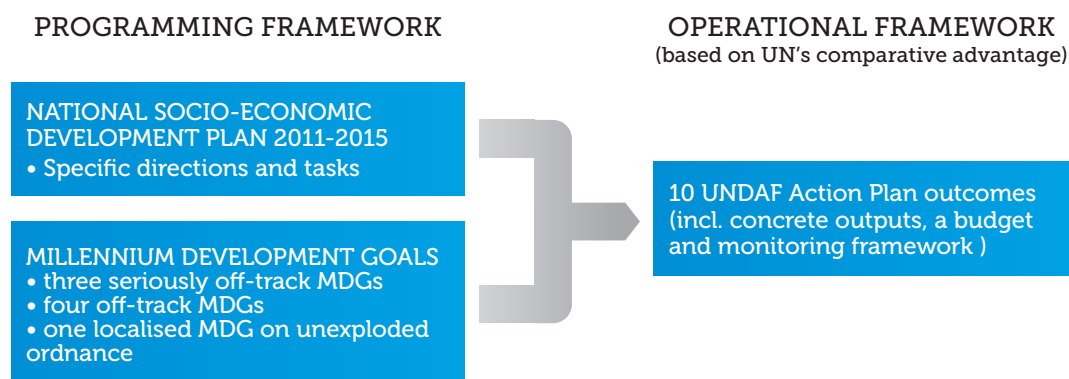
More specifically, the application of equity approach as a strategy to operationalize UNDAF supports the Government's goal to achieve growth with equity. UNDAF will prioritize investments in the most remote and deprived geographic areas and population groups as the most cost-effective and fastest way to achieve MDGs. UNDAF maximizes the comparative advantage of UN to address the bottlenecks identified in the Country Analysis, related to policy environment, services and systems and societal factors – that exclude the most vulnerable people. As such, the reduction of inequities across the Lao PDR will contribute towards reducing disparities and will accelerate the progress towards MDGs. The inter-linkages between the MDGs also suggest that the reduction in inequities will have an aggregate effect on the achievement of the MDGs. Hence, the UNDAF is the most cost-effective and fastest way to achieve MDGs.

## The Programming Process

In preparation for the UNDAF Action Plan 2012-2015, the UN system together with the Government of the Lao PDR conducted a **country analysis** to identify areas where the UN has a **comparative advantage** in contributing to the 7<sup>th</sup> NSEDP and the achievement of the MDGs in the Lao PDR. The Country Analysis Report for the Lao PDR has identified ten major challenges: 1. Rural poverty, 2. Job creation and employability, 3. Basic education, 4. Food and nutrition security, 5. Maternal and infant mortality and health system, 6. Ecosystem changes, 7. Vulnerability to disasters, 8. Empowerment of women and young people, 9. Violence against women, girls and young people, 10. HIV and communicable diseases. Further, the country analysis identified three cross-cutting issues as cornerstones of outcomes and outputs during the programming process: 1. Governance, 2. Gender equality, 3. Data and evidence for policy-making.

4 - The six priority areas to accelerate progress towards the MDGs are 1. Expanding the reach of the enabling infrastructure for MDG achievement, 2. Sustainable practices for improved food security and environmental sustainability, 3. Universal Access to Basic Education and Gender Equity, 4. Women's Equal Participation and Empowerment, 5. Improved Maternal and Child Health, 6. Safe Water Supply and Improved Sanitation for all Rural Areas and Small Towns.

Based on the 7<sup>th</sup> NSEDP and the MDGs, the UN system in the Lao PDR defined **ten UNDAF Action Plan outcomes**. These outcomes directly contribute to achieving the MDGs in those areas where the UN in the Lao PDR has a comparative advantage. The UNDAF Action Plan is an operational framework which includes specific results based outputs to achieve the outcomes, a specific budget by output and a complete monitoring framework.



The UNDAF Action Plan applies **five programming principles**: a) a human rights-based approach (clearly defining right-holders and duty-bearers), b) gender equality (both by including specific gender interventions and by mainstreaming gender throughout the programme), c) environmental sustainability (by emphasising natural resources as a basis for meeting economic and social needs), d) results-based management (by defining a logically connected chain of results with indicators with baselines and targets on all levels), e) capacity development (by making the development of capacities the central thrust and main purpose of UN cooperation).

## Ten UNDAF Outcomes

On the basis of an analysis of major challenges and of the UN system's comparative advantage in the specific context of the Lao PDR and the MDG Acceleration Framework, the UN together with the Government have identified ten outcomes to be achieved with the support of the UN system in the Lao PDR by 2015. For each outcome, the UN system will deliver a set of outputs to achieve these changes in behaviour or performance. This includes an analysis of risks and assumptions, a list of key partners and a budget identifying the current resource gaps (see chapter VIII).

**OUTCOME 1** : By 2015, the government promotes more equitable and sustainable growth for poor people in the Lao PDR

**OUTCOME 2** : By 2015, the poor and vulnerable benefit from the improved delivery of public services, an effective protection of their rights and greater participation in transparent decision making

**OUTCOME 3** : By 2015, under serviced communities and people in education priority areas benefit from equitable quality education and training that is relevant to the labour market

**OUTCOME 4** : By 2015, people in the Lao PDR benefit from more equitable promotive, preventive, curative and rehabilitative health and social welfare services

**OUTCOME 5** : By 2015, vulnerable people are more food secure and have better nutrition

**OUTCOME 6** : By 2015, key populations at higher risk of HIV infection benefit from increased coverage and quality of integrated prevention and treatment, care and support services



**OUTCOME 7** : By 2015, the government ensures sustainable natural resources management through improved governance and community participation

**OUTCOME 8** : By 2015, the government and communities better adapt to and mitigate climate change and reduce natural disaster vulnerabilities in priority sectors

**OUTCOME 9** : By 2015, national and local governments and communities have reduced the impact of unexploded ordnance on people in the Lao PDR

**OUTCOME 10** : By 2015, people in the Lao PDR benefit from policies and programmes which more effectively promote gender equality and increased participation and representation of women in formal and informal decision making

## **OUTCOME 1: By 2015, the government promotes more equitable and sustainable growth for poor people in the Lao PDR**

Economic growth is a precondition for national socioeconomic development and the achievement of the Millennium Development Goals. Between 2005 and 2010, the economy of the Lao PDR has rapidly grown by 6 to 7% annually. However, the poor people in the Lao PDR have not benefited equitably from the rapid expansion of the economy. In recent years, high GDP growth has been increasingly driven by high global commodity prices and large inflows of foreign direct investment (FDI) attracted by the country's rich natural resource sectors. At the same time, the quality of growth including equity and sustainability, and the underlying quality of FDI, natural resource management and environmental sustainability are critical emerging issues. That is why the UN system will support the Government of the Lao PDR from 2012 to 2015 to promote growth which is both more equitable and more sustainable.

On the policy level, the UN system will do this by supporting collection, analysis and use of disaggregated data (by ethnicity, sex, age, wealth quintile, etc.) for **evidence-based planning and strengthened monitoring and evaluation systems** for informed policy dialogues and advocacy especially through the Round Table Process on key **social and economic governance** issues most likely to impact the achievement of inclusive and equitable growth. This will include among others support for a national policy to eliminate hazardous forms of child labour. In addition, the UN will further strengthen capacity of the Government for **effective planning, monitoring and mobilising official development assistance (ODA)** and high quality FDI in support of the achievement of the 7<sup>th</sup> NSEDP goals including the MDGs and graduation from LDC status by 2020. With regard to direct interventions, the UN system will promote income generation for the poor people by supporting better access to financial services and markets for low-income households, overcoming key challenges of urbanisation by supporting participatory urban planning processes for sustainable urbanisation and urban poverty reduction, better information and policies for the labour market, a more sustainable tourism, quality and clean production and exports of goods. The UN system will also support the implementation of the National Drug Control Master Plan, and will support productivity and infrastructure of ex-poppy cultivating communities.

The proposed assistance is fully aligned with the 7<sup>th</sup> NSEDP. It aims for a relatively high GDP growth rate of at least 8% per annum over the next five year period. Poverty is to be reduced to below 19% of the population by 2015. To achieve annual GDP growth of 8%, total investment of 32% of GDP or about US\$ 15 billion is required. In addition to national sources of finance (8-10%), the 7<sup>th</sup> NSEDP plans to rely heavily on FDI (50-56%) and external sources of ODA (26% -28%). It is very important therefore to ensure not just the quantity of the resource but also the quality and effective use of those resources for the benefits of all Lao people. The 7<sup>th</sup> NSEDP aims to increase the quality and inclusiveness of GDP growth including the underlying quality of FDI being mobilised to help achieve the country's development goals.



New business registration, including in garment production, is increasing by 20 to 30% a year © UNDP/Philippe Pernet

## **OUTCOME 2: By 2015, the poor and vulnerable benefit from the improved delivery of public services, an effective protection of their rights and greater participation in transparent decision making**

Good and effective Governance is a precondition and cornerstone for achieving equitable and sustainable economic growth as laid out in the 7th NSEDP. Thus Good Governance is essential for the achievement of the MDGs and Millennium Declaration by 2015 to which the Government is fully committed to. There is also a strong commitment to implement international treaties and to take part in associated processes such as the Universal Periodic Review (UPR) of Human Rights instruments. It is expected that, with the support of the UN system, especially the poor and vulnerable<sup>6</sup> will benefit from improved delivery of public services, the effective protection of their rights and the advancement of the Rule of Law, and greater participation in transparent decision-making by 2015. The support to an effective National Assembly will be crucial and cross-cutting to address these areas and widening disparities in the country.

Through the Strategic Plan on Governance (2011-2015) the Government has committed itself to the promotion and enhancement of governance and public administration reform through improving service delivery, strengthening the Rule of Law, enhancing people's participation and improving sound financial management. The UN's Governance Outcome addresses 3 of the 4 government priorities directly and is hence fully linked to and addressing national development priorities in the area of governance. In addition, the 9<sup>th</sup> Party Congress of the Lao People's Revolutionary Party held in March 2011 endorsed a four-point breakthrough strategy in order to achieve the MDGs by 2015 and the graduation from LDC status by 2020. The breakthrough strategy calls for overall improvement and streamlining of the public administration for effective and efficient service delivery and the strengthening of human resources further confirming the relevance of the Good Governance Outcome of the UNDAF. The establishment of a national high level leading board on governance reform by the Government will provide the necessary leadership and oversight over the effective implementation of the reform process.

To improve the effectiveness and efficiency of **public services**, the UN system will develop the capacity of the civil service at national and sub-national levels including that of the sectors where the overall policy, regulatory framework and guidance apply to better deliver services to the poor and vulnerable. The UN system will support those macro-reforms in public administration and water and sanitation governance that will benefit the poor and marginalized and that will enhance efficiency, accountability and transparency in public service. Especially capacities at sub-national levels will be strengthened through decentralized fiscal transfers to better plan and manage the delivery of priority services. The support to the definition and clarification of centre/local relationships is expected to further improve sub-national service delivery through strengthening of local level planning and implementation. Merit-based performance management in the civil service will further improve the retention of talented civil servants. Support to the effective use of evidence based planning tools will further improve the delivery of public services.

To ensure a better **protection of human rights**, the UN system will support the implementation of the Lao PDR's Legal Sector Master Plan<sup>7</sup> which lays out the broad direction of legal reform to assist the country to become a state fully governed by the Rule of Law by 2020. Capacity development for the application of the criminal and civil law and the fight against corruption will be central to this approach as well as the progressive realization of human rights through domestic implementation of international human rights obligations laid out in the international treaties the country is party to as well as relevant processes such as the UPR. Further, the UN system will support the development of gender sensitive and rights-based labour migration policies, development and application of the law on drugs and crime, domestic violence/gender-based violence, and the prevention and combating of human trafficking, access to justice for women, and mechanisms to ensure industrial peace. Public legal education, implementation of international juvenile and gender justice standards and providing/enhancing access to justice for the poor

6 - Poor and vulnerable include: Women, Children, vulnerabilities/disparities due to language and geographical barriers, gender, and ethnicity.

7 - Law Development/Legal Framework, Improving Institutional Structures, Human Resource Development, Law Dissemination, Human Resource Development

and marginalized are additional important elements of an overall strategy to protect and enhance people's rights during a process of rapid economic development and increasing marginalization of vulnerable groups during this process.

To realise greater **participation in decision making**, the UN system will support people's participation in planning and monitoring of development plans and their access to relevant information in order to make informed decisions. The support to the emerging civil society and an enabling environment for it to thrive and meaningfully contribute to national development will be an important element of this effort. Supporting access to information through community media and radio will help to bring locally relevant information to communities. As an institution with cross-cutting impact the UN will continue to support the National Assembly to fulfil its oversight, legislative and representative roles as it is more and more emerging as the highest institution with considerable impact on key decisions affecting the future development path of the country. Sound law making capacities in line with international standards and obligations will be essential in this regard.

### **OUTCOME 3: By 2015, under serviced communities and people in education priority areas benefit from equitable quality education and training that is relevant to the labour market**

Education is provided for under the Constitution and in the Law on Education, and is prioritised in the development policies of the Lao PDR, supported with sector coordination mechanisms for aid effectiveness. However, striking disparities remain between girls and boys, urban and rural areas, especially rural off-road communities, and among ethnic groups. Reaching these excluded children, and enabling their families to help realise their children's right to a **good quality education** is a significant challenge. Participation in early childhood education has increased dramatically over the past five years, but only about 1 in 5 children have enjoyed some form of pre-primary schooling. In primary education, the national net enrolment increased from 84% in 2004-05 to 92% 2008-09, but there are significant disparities between poor and non-poor districts, urban and rural populations, and between girls and boys. Steadily increasing numbers of primary school graduates have increased demand for secondary education, but overall participation remains low, with enrolment rates of about 63% at lower secondary and 37% at upper secondary levels. Enrolments drop off significantly and gender disparities widen at each higher level of schooling. In addition to enrolment, the quality of schooling is critical. For all school levels, there are concerns about poor school facilities, the scarcity of learning materials, and inadequate teaching methods and teacher qualifications. Non-formal education mainly consists of adult literacy and livelihood education initiatives.

The immediate barriers to school attendance and completion in the Lao PDR are household poverty, the education levels of parents, family size, the area of residence (with urban girls more likely to attend school than their rural sisters), the ethnicity (with children from ethnic groups less likely to be attending school) and the amount of time spent working on farm or household chores.

Beyond education, there are urgent needs for **technical training and vocational education** that are market-driven, affordable, and flexible, and for improvements in employment promotion policy, enterprise development and job creation, with public employment services better able to match job seekers (or unemployed) with enterprises looking for labour. Without these, the vulnerability of the working age population will increase. Pressures to migrate both internally and externally will grow, and young people, especially women and girls, will be more at risk of being trafficked and exploited.

With the support of the UN system, it is expected that by 2015 the under-serviced communities and people in education priority areas will benefit from a more equitable quality education, and training that is more relevant to the labour market. The UN system will develop the capacity of the Government to more effectively manage the education sector. The UN will support **pre-school-aged children** to better prepare for school, and will support primary and secondary school-aged children to enrol and complete their education. This includes a revision of teaching materials and learning materials for

disadvantaged children. Due to the cross-cutting nature, these outputs will be delivered jointly by multiple UN agencies. Going beyond education, the UN system will further support the Government and industries in developing skill standards and testing modules to certify the upgraded skills of workers.

#### **OUTCOME 4: By 2015, people in the Lao PDR benefit from more equitable, promotive, preventive, curative and rehabilitative health and social welfare services**

As outlined in the UNDAF Country Analysis, the challenges for health are enormous and multi-dimensional. A relatively weak health system and major government underfunding results in inequitable allocation of resources and services. It is recognised that many of these challenges will require a multi-sectoral approach.

The Ministry of Health is the main provider of health, particularly in remote, rural areas, with the declared three priorities of maternal, neonatal and child health service delivery, health financing and human resources for health strengthening.

However, since 2005 the domestic health spending has remained mostly unchanged at about 3.5% of total government expenditures. "Out-of-pocket" health expenditures place a significant burden on households, particularly among the poor, and are likely to represent one of the main barriers to access to care as shown by the low utilization of public facilities at 0.4 visits per capita per year (Lao FY 2007-08). Total health expenditure per capita from all sources in 2005 was about US \$19, which is very low compared with spending in other Least Developed Countries, and well below the US \$49-54 recommended standard for developing countries. Low recurrent spending, particularly in non-wages, is a serious constraint. About 73% of government spending (excluding donor support) in the health sector is devoted to salaries, with 15% for non-wage recurrent costs. This is insufficient for effective and efficient operations. There is also an imbalance in budget allocation: nine hospitals and health institutes located in Vientiane Capital receive 40% of total government health budget. Consequently, district and health centres continue to suffer from a shortage of qualified health staff, among other inputs. There are inadequate numbers of health care staff in the workforce particularly to provide emergency obstetric and neonatal care, and a weak referral system. Nationwide, there are only 59 doctors per 100,000 people, one of the lowest ratios in South-East Asia, and existing staff are poorly distributed, with a concentration in urban rather than in rural facilities.

The UN system together with its partners will aim that by 2015, people in the Lao PDR benefit from more equitable promotive, preventive, curative and rehabilitative health and social welfare services. In general, the UN system will support the **strengthening of the health system** in the Lao PDR to be better governed, financed, staffed and managed and to have better data, products and technology. To strengthen prevention, the UN will support policies and programmes that address the underlying social and economic determinants of health. In addition to supporting the health services, the UN system will continue to develop the capacity of national and subnational governments to implement a **social welfare system**. Due to the cross-cutting nature of health and social welfare, a number of these outputs will be delivered jointly by multiple UN agencies.

In addition, the UN system will specifically address the prevention of non-communicable conditions, mental disorders, violence, injuries, and visual impairments. In terms of addressing the government priorities UN will support improved **coverage and quality** of sexual and reproductive health, especially maternal, neonatal and child health, as well as improved water and sanitation for communities and better access to drug treatment, rehabilitation and reintegration services.

The UN agencies will work together to strengthen **capacity of the health sector** at all levels with a particular focus on provincial and district planning, monitoring and resource allocation. Much of this work will be achieved by supporting the implementation of the government's essential package of integrated Maternal, Neonatal and Child Health and Nutrition (MNCHN) services. In achieving the intended health outcomes the UN recognises the complementarities of other programmes such as nutrition, food safety, water and sanitation, communicable diseases e.g. HIV/AIDS and will work to support their

linkages. There is also recognition of the need to strengthen the **capacity of communities** to promote and maintain their own health.

These interventions will have a particular focus on equity by targeting the most hard to reach and respecting cultural diversity. Recognising the population dynamics there is also a need to work with young people in general and particularly the most vulnerable and at risk in priority areas for socially inclusive sexual and reproductive health, maternal, neonatal and child information and services.

The UN agencies will use their comparative advantages collectively to strengthen the health and social welfare sector in the areas of policy, capacity development, sector financing, and social protection schemes. The UN will work under the Government sector wide coordinating mechanism for health in particular the technical working groups and task forces that have been established. Through that mechanism the UN will also work with other health sector partners including the international financial institutions and bilateral agencies, NGOs, civil society organizations and the private sector, in support of the Government's Aid Effectiveness Agenda.

## **OUTCOME 5: By 2015, vulnerable people are more food secure and have better nutrition**

Despite strong economic growth, the Lao PDR continues to experience high and largely unchanged rates of malnutrition: 37% of children under five (U5) are underweight and 40% are chronically malnourished or stunted. These rates are even more elevated in remote upland communities. Acute malnutrition, or wasting, affects over 6% of children U5, with significantly higher levels in the typhoon-affected southern provinces. Micronutrient deficiencies are also a challenge: more than 40% of children U5 suffer from anaemia and 45% experience vitamin A deficiencies. Food insecurity is recognized as a major contributing factor to these elevated rates of malnutrition with two-thirds of households unable to fully meet their food requirements each year.

Under the Food and Nutrition Security Outcome, UN agencies will work to address the causes of malnutrition at the immediate, underlying and basic levels in line with the framework of the National Nutrition Strategy and Plan of Action. UNICEF, WFP and WHO will tackle the immediate causes through interventions such as the provision of specialized nutrition products and supplements that focus on the prevention and management of malnutrition. These efforts will be complemented by interactive trainings from FAO, UNICEF, WFP and WHO to address limited **nutritional knowledge** and poor **care practices** in rural communities – one of the underlying causes of malnutrition in the Lao PDR. Some of the key topics covered will include optimal nutrition during pregnancy, exclusive breastfeeding, complementary feeding, and hand washing. FAO will improve **household food security** – another key underlying cause – through increased insect and **indigenous food production** (with UNICEF and WFP), sustainable fisheries, aquaculture, Farmer Field Schools and integrated farm/community management approaches including Integrated Pest Management (IPM). WFP will contribute to the efforts to strengthen food security by **improving market access** for smallholder farmers<sup>8</sup>.

The Government has identified limited capacity to manage and coordinate interventions as one of the basic causes of malnutrition in the country. Since food and nutrition security are cross-cutting issues involving over 15 ministries, the UN agencies are working with the Government to identify a cross-sectoral coordination mechanism for nutrition and to strengthen the Government's capacity to lead nutrition responses in the country. The UN agencies will also support the Government to address deficiencies in food and nutrition data – another basic cause – by enhancing monitoring capacity. The UN is particularly well placed to provide this range of support because of the agencies' respective comparative advantages in operations, coordination and **policy development**.

---

8 - Another underlying cause relates to the poor health environment; the interventions to address this challenge are mainly covered under Outcome 4.

## **OUTCOME 6: By 2015, key populations at higher risk of HIV infection benefit from increased coverage and quality of integrated prevention and treatment, care and support services**

The most recent estimation and projection exercise (CHAS 2010, Epidemic Projections) showed a national HIV prevalence of 0.2% among the general population (15 to 49 years) with an incidence of 1,000 new HIV infections annually, 300 HIV related deaths and the projected number of people living with HIV (PLHIV) to be 14,000 by 2015.

The national case reporting system reports a cumulative number of 4,612 HIV positive people, including 2,937 AIDS cases and 1,235 deaths by AIDS (CHAS 2010, from 1990 to mid-2011). Sexual transmission remains the most common mode of transmission with 88% of reported cases, while mother-to-child transmission is estimated at 5.5%, and men who have sex with men represent 1.7% of the overall new infections (CHAS, June 2011). More evidence is required for people who inject drugs, but available data indicates that sharing infected injecting equipment is likely to become one of the most common modes of HIV transmission. The proportion of Tuberculosis (TB) patients tested for HIV is not yet representative, but it is estimated that the prevalence of HIV among TB patients is between 5% and 13%, which are the average proportions of TB-HIV patients, respectively among all TB patients and among those tested.

The cumulative number of PLHIV under ARV treatment as of June 2011 was 1,819, out of which 813 are female and 123 are children (72 female). In early 2011, the country embarked on reviewing its ARV treatment policy and guidelines to align with the new WHO recommendations for initiation of the treatment based on a higher CD4 threshold. This, in turn, is likely to increase the number of people in immediate need of ARV treatment.

The above indicates that the HIV epidemic is still driven by specific behaviours that put people at higher risk of HIV infection. The HIV infections among people who buy and sell sex may stabilise, but significant increases are expected in both men having sex with men and injecting drug users. Assuming the response will be kept at its current level, epidemiological modelling suggests that women with low-risk behaviour in the general population will represent a significant proportion of the new HIV infections, contracting the virus from male partners with higher risk behaviour such as unprotected sex with multiple male and female partners or sharing contaminated needles.

A set of determinants have the potential to accelerate the spread of the epidemic: poverty is still widespread and often forces people to make risky lifestyle choices; there is increased population mobility, accentuated by new roads linking the Lao PDR with its neighbours with higher HIV prevalence; internal and external labour migration is high; there is a high prevalence of sexually transmitted infections including Gonorrhoea and Chlamydia among different vulnerable groups; the limited access to services has the potential to create new vulnerability to HIV infection; and, there is a lack of information in minority ethnic groups languages.

There is evidence that the HIV epidemic continues to outpace the response. There are still nearly two new HIV infections for every person who starts antiretroviral treatment. Sex work is continually evolving. Existing interventions are missing new categories of mobile and informal sex workers. Prevention programs seldom reach out to clients of sex workers. Most programs to protect men who have sex with men, people who inject drugs and their intimate partners from HIV infection, are inadequate in scale and quality. Few specific HIV prevention programs exist for young people among key populations at higher risk, transgender people, migrants and intimate partners of people who have unsafe sex or who inject drugs. Stigma and discrimination against people living with HIV and key populations at higher risk remains an issue, including among health-care workers. Finally, international funding for AIDS is declining, yet the Lao PDR depends heavily on foreign funding.

The new Lao PDR's "National Strategy and Action Plan on HIV/AIDS/STI 2011-2015" (NSAP\_15), developed within the framework of the 7th NSEDP with a focus on MDGs, forms the basis for **expanded coverage and quality of response** to HIV and AIDS. It makes provision for new epidemic trends and programme impacts to set clearly **defined new priorities and related targets** which are aligned with the new Political Declaration on HIV/

AIDS: Intensifying our Efforts to Eliminate HIV/AIDS and the “Getting to Zero Strategy” for Asia and the Pacific.

The UN system will support the “**Getting to Zero Strategy**” in the Lao PDR so that by 2015, people at higher risk of HIV infection benefit from increased coverage and quality of integrated prevention and treatment, care and support services. To achieve that, the UN will contribute to address a range of underlying factors driving the epidemic, such as sexual transmission of HIV (among young people, transmission in the context of sex work, men who have sex with men and people who injected drugs), mother-to-child transmission and AIDS-related maternal mortality, access to antiretroviral therapy, TB deaths in people living with HIV, and HIV-specific needs of women and girls. On a policy level, the UN system will develop the **capacity of national AIDS authorities and partners** to better plan and implement policies and legislations that are rights-based, age-appropriate, gender-sensitive and adequately-funded. Due to its multi-sectoral nature, most of these outputs will be delivered jointly by the Joint UN Team on HIV/AIDS which in the Lao PDR is chaired by UNAIDS and brings together expertise and resources from UNICEF, WFP, UNDP, UNFPA, UNODC, ILO, UNESCO, WHO, World Bank, ADB, IOM and UN Women.

### **OUTCOME 7: By 2015, the government ensures sustainable natural resources management through improved governance and community participation**

Forests which have more than 20% of canopy density (according to the national definition) cover some 41.5% of the country’s land area. This shows that forest cover has declined at an alarming rate as compared to an estimated 70% forest cover in the mid-sixties. Forest degradation, which encompasses decreases in stocking, changes in species composition and size structure and loss of biodiversity, is as alarming as deforestation itself. There is at present growing concern over the adverse social, economic, and environmental impacts of these trends which are also applicable to other natural resources such as river and wetlands eco-systems. Moreover, deforestation and forest degradation affects most severely the poorest segments of Lao society, and particularly women and ethnic groups whose **livelihoods** are more closely dependent on the health of the country’s forests.

The root causes of forest loss and degradation are: wildfires, unsustainable wood extraction, pioneering shifting cultivation, agricultural expansion, industrial tree plantations, mining, hydropower and infrastructure development and urban expansion, many of which also apply to the loss or degradation of other natural resources. Government human and financial resources are limited and it is therefore essential to actively involve local communities in the sustainable management of natural resources they and the country depend on. Laws and regulations for **participatory natural resources management** and protection are largely adequate but are not well disseminated, applied or enforced, especially at Province, District and Village levels.

To address these root causes, the UN system will work towards improved governance and community participation in sustainable natural resources management by 2015. To achieve this, the UN system will support the Government to develop participatory natural resource management pilots and programmes and to implement relevant **laws and regulations** at the local level. More specifically, the UN system will support policies and pilots on individual land titling, land use zoning and land recording, develop participatory territorial development plans, and support the Government’s efforts in developing comprehensive plans for wetland management. The UN system will also develop capacities of authorities to manage bio-safety risks and persistent organic pollutants, and develop the capacities of manufacturers to produce in a more resource efficient and clean manner.

### **OUTCOME 8: By 2015, the government and communities better adapt to and mitigate climate change and reduce natural disaster vulnerabilities in priority sectors**

Rural households are especially dependent on natural resources to sustain their incomes and food security under the circumstances that about 80% of the workforce is engaged



in the agricultural sector in the Lao PDR. The rural poor are highly vulnerable to natural disasters and even small events can have devastating impacts on family livelihoods. Main hazards are annual river floods, flash floods and landslides resulting from deforestation and soil erosion, forest fires, drought, tropical storms, rodent infestations, and animal and human epidemics. Floods, droughts, and rodent infestations in particular have had significant impacts on people, agricultural production and other economic and social infrastructure. The risk insensitive development programmes further increases the vulnerabilities to natural disasters. Additionally, natural disasters are exacerbated by the increasing effects of global Climate Change and the lack of preparedness, low capacity and resources make the Lao PDR more vulnerable.

The country has taken considerable steps to anticipate natural disasters and mitigate the risks. Such efforts include the adoption of a **national disaster management framework**, the establishment of a Disaster Management Committee chaired by Deputy Prime Minister and Minister of Defence and a National Disaster Management Office and Disaster Management Strategic Plan of Action 2003 -2020 and the development of a National Strategy and Action Plan for Adaptation to Climate Change, which seeks to develop **adaptation and mitigation measures** for the agriculture, forestry, water resources, and health sectors.

However, more has to be done to integrate **disaster risk reduction** considerations into policy and planning processes at all levels and creating synergy between disaster risk reduction and climate change. Weak institutional mandate, disaster relief and response focused policies, lack of awareness about disaster risks at many levels, the absence of systematic contingency planning, lack of resources and uneven enforcement of building codes make the built environment in the Lao PDR susceptible to disasters. The rapid increase in forest and land concessions for commercial agriculture, forestry, mines and hydropower works has the potential to increase disaster risks, especially if safeguards such as disaster risk, environmental and social assessment are not carried out. Further, the evident institutional commitment to adapt to and mitigate **climate change** and reduce natural disaster vulnerabilities has not been met with sufficient budget resources.

The UN system will work with the Government and communities to better adapt to and mitigate climate change and reduce natural disaster vulnerabilities in priority sectors by 2015. To achieve that, the UN system will develop the capacity of key government institutions and communities to more effectively reduce risks, respond to emergencies, prepare for disasters, and address climate change adaptation and mitigation. Further, the UN system will better **prepare communities** for disasters and climate change with regard to livestock, fisheries and agricultural production, and support the Government in their efforts regarding agroforestry. In doing so, the outcome will contribute directly to support the 7<sup>th</sup> NSEDP's targets on Environment.

## **OUTCOME 9: By 2015, national and local governments and communities have reduced the impact of unexploded ordnance on people in the Lao PDR**

The Lao PDR is the most heavily bombed country, per capita, in history. All 17 provinces and a quarter of all villages in the country are contaminated with UXO, causing death and injuries to approximately 300 people annually, preventing access to agricultural land, increasing the costs for infrastructure and slowing down socio-economic development. Because of that, the Lao PDR has included the reduction of the impact of UXO as an additional localised Millennium Development Goal and signed and ratified the Convention on Cluster Munitions (CCM). The UN system will advocate and support strengthening capacity of national and local government and communities to further reduce the impact of unexploded ordnance on people in the Lao PDR by 2015.

In doing so, the UN system will support the Government to meet the obligation of the CCM, implementing the Sector Strategy, the Safe Path Forward II, to accelerate attaining other MDGs 1-7 by providing increased access to assets and services for improved livelihood. Strategies for the UN system to support the outcome are **sustainable national**

**capacity development and effective coordination** at the sector level in line with the Sector Strategy. From this perspective, the UN system particularly support the national **clearance** operator, UXO Lao, in managing clearance and **risk education** for vulnerable communities, and the National Regulatory Authority (NRA) to coordinate and regulate the entire UXO sector and its operators as well as to serve as the chair of the UXO Sector Working Group.

## **OUTCOME 10: By 2015, people in the Lao PDR benefit from policies and programmes which more effectively promote gender equality and increased participation and representation of women in formal and informal decision making**

Women's empowerment and gender equality is a key to reduce poverty and achieve improvements in respect of the human development indicators that are required to lift the country from Least Developed Country status, this is to be achieved with the active participation of all women. The commitment of the Government and the UN to achieve MDG 3 by 2015 needs to be acted upon.

Slow but steady progress has been seen in the status of women through legislative and policy reform on gender-related issues, the establishment of the Lao National Commission for the Advancement of Women (LaoNCAW) in 2003, and the strengthening of the Lao Women's Union (LWU); in which these institutes are the two lead Government agencies on gender. One in four members of the National Legislature is a woman, but at provincial, district, and village levels, women's participation drops-off quickly. The limited role of women in village leadership, and the lack of women from ethnic groups in civil positions, hamper the effectiveness of poverty reduction programmes in rural areas and provide too few role models for girls from ethnic groups.

There are four main obstacles for stronger empowerment of women: a) the entrenched stereotypical attitudes towards women and girls in the family, schools and society, which result in traditional gender roles being sustained; b) a serious gender gap in lower secondary education that worsens at each successive level of education, and is much higher in rural, particularly off-road areas; c) a lack of spoken and written language proficiency, that acts as a de facto barrier to participation and decision-making in civic life, and to accessing health, financial, training and other services and resources; and d) weak information about the scale of gender disparity and the problems faced by women and girls.

To accelerate progress on MDG 3, the UN system in the Lao PDR will support the Government so that by 2015, people in the Lao PDR benefit from policies and programmes which more effectively promote gender equality and increased participation and representation of women in formal and informal decision-making. The focus of this outcome is to enhance capacity of institutes to enable/empower them to better plan, implement and monitor measures that address gender equality.

The UN system will deliver three specific outputs to achieve this outcome: first, the UN system will support institutions at central and sub-national level to enhance gender equality and to follow up recommendations based on the Convention on the Elimination of All Forms of Discrimination against Women (CEDAW). The focus will be on the **strengthening of the national machinery for the advancement of women**, particularly the Lao National Commission for the Advancement of Women to fulfil its role in ensuring gender mainstreaming in all sectors and monitoring of the implementation of the National Strategy for the Advancement of Women (2011-2015) taking into account implementation of the CEDAW Committee Concluding Observations as well as coordinating gender activities in the Lao PDR. The support will also ensure a coherent approach and better coordination among the key gender institutional mechanisms, i.e. LaoNCAW, LWU and Women's caucus. In addition, the UN system will support strengthening of national and local gender mainstreaming mechanism, i.e., the sub-national commission for the advancement of women. The UN system will also work together to support the Government in raising a better understanding and awareness on gender issues, such as gender-based violence.



Thatsany, the head of Vanlouang village, Sekong province, inspects the rice in her local shop © UNDP/Philippe Pernet

Second, the UN will develop the **capacity of civil society organisations to advocate for and support implementation of gender responsive policies** in partnership with government organizations for accountability on gender equality and women’s empowerment in line with CEDAW commitments. Third, the UN system will support individual and institutional capacities that allow women to better engage in decision-making and planning processes.

As gender equality is one of the five key principles of the UNDAF, the UN system will ensure **gender mainstreaming** throughout all outcomes and in all stages of the UNDAF planning, programming, monitoring and evaluation. The existing UN gender theme group and the informal gender working group will be used as a key platform in so doing, in close partnership with lead agencies of each outcome.

The UN system will support **gender specific activities** under other relevant outcomes. For instance, legislation on violence against women will be addressed in Outcome 4, and the constraints of data and research on gender issues will be addressed in Outcome 1.

## Relation with National Socio-Economic Development Plan 2011-2015

The UNDAF Action Plan is fully aligned with national development priorities. All UNDAF Action Plan outcomes correspond to specific directions and tasks in the **7<sup>th</sup> NSEDP 2011-2015** and **sectoral plans**. Further, the UNDAF outcomes directly contribute to achieving the nine<sup>9</sup> Millennium Development Goals for the Lao PDR by 2015.

UNDAF Outcome <sup>10</sup>	7th NSEDP specific directions and tasks	Sectoral plans
<b>OUTCOME 1 :</b> Equitable and sustainable growth	<ul style="list-style-type: none"> <li>• 1/ Rural development and poverty reduction</li> </ul>	
<b>OUTCOME 2 :</b> Public services, rights, and participation	<ul style="list-style-type: none"> <li>• 7/1. Strengthening government authority representative agencies and enhancing people's participation</li> <li>• 7/2. Public Administration development</li> <li>• 7/3. Laws and legal system development</li> </ul>	<ul style="list-style-type: none"> <li>• Strategic Plan on Governance 2011-2020</li> <li>• Public Service Implementation Strategy</li> <li>• Legal Sector Master Plan 2020</li> </ul>
<b>OUTCOME 3 :</b> Equitable education and training	<ul style="list-style-type: none"> <li>• 3/ I. Education and Human Resource Development</li> </ul>	<ul style="list-style-type: none"> <li>• National Education System Reform Strategy 2011-2015</li> <li>• Education Sector Development Framework 2009-2015</li> <li>• Education For All National Plan of Action 2007-2015</li> </ul>
<b>OUTCOME 4 :</b> Equitable health and social welfare services	<ul style="list-style-type: none"> <li>• 3/ II. Health and Nutrition</li> </ul>	<ul style="list-style-type: none"> <li>• 7<sup>th</sup> Health Sector Development Plan 2011-2015</li> <li>• Strategy and Planning Framework for the Integrated Package of Maternal Neonatal and Child Health Services 2009-2015</li> <li>• National Strategy on Rural Water Supply and Environmental Health 2011-2015</li> <li>• Strategic Plan for Social Welfare Development for 2011-2020</li> </ul>
<b>OUTCOME 5 :</b> Improved food security and nutrition	<ul style="list-style-type: none"> <li>• 2/ Agriculture and forestry sector</li> <li>• 1/ Rural development and poverty reduction</li> </ul>	<ul style="list-style-type: none"> <li>• National Nutrition Strategy and Plan of Action 2010-2015</li> </ul>
<b>OUTCOME 6 :</b> HIV prevention, treatment and support	<ul style="list-style-type: none"> <li>• 3/ II. Health and Nutrition, target 8 (HIV)</li> </ul>	<ul style="list-style-type: none"> <li>• National Strategic Plan of HIV/AIDS and STI 2011-2015</li> </ul>

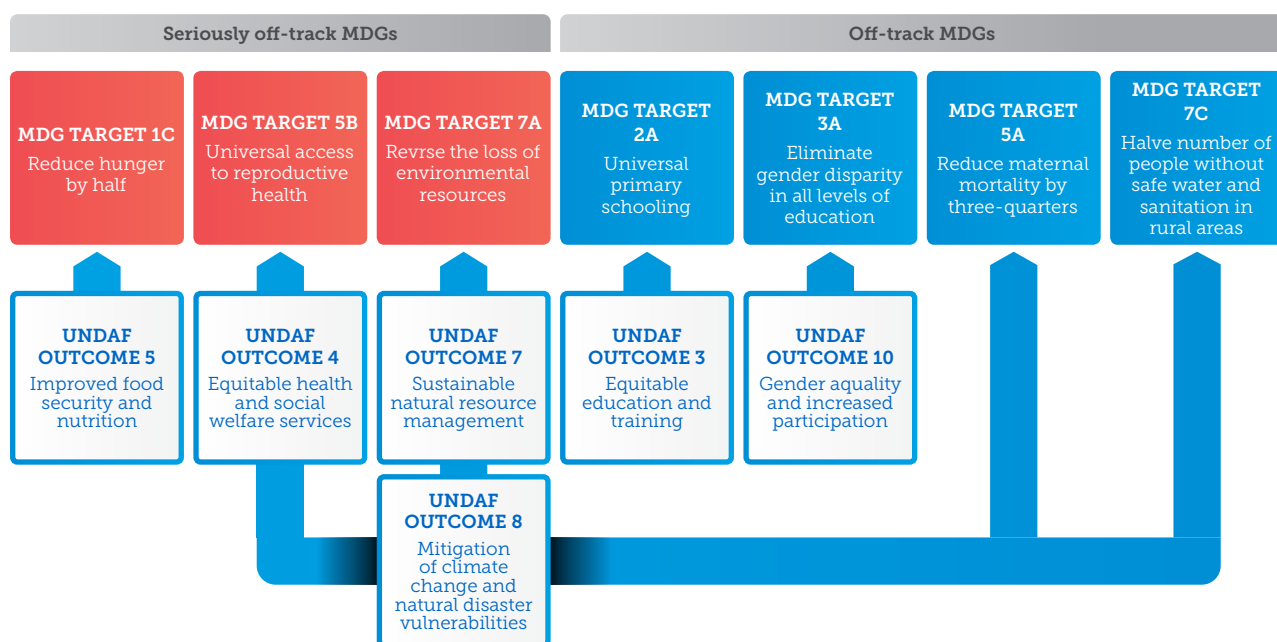
9 - Apart from the eight global Millennium Development Goals, the Lao PDR includes a 9th localised MDG: to reduce the impact of unexploded ordnance (UXO)

10 - The full forms of the outcomes are given in the main text, under 'Programme Strategy' above

<b>OUTCOME 7 :</b> Sustainable natural resource management	<ul style="list-style-type: none"> <li>• 4/ Environmental Protection, Natural Resource Management and Sustainable Development</li> <li>• 1/ Rural development and poverty reduction</li> </ul>	<ul style="list-style-type: none"> <li>• National Disaster Management Plan (draft)</li> </ul>
<b>OUTCOME 8 :</b> Mitigation of climate change and natural disaster vulnerabilities	<ul style="list-style-type: none"> <li>• 4/ Environmental Protection, Natural Resource Management and Sustainable Development</li> </ul>	<ul style="list-style-type: none"> <li>• Strategic Plan for Disaster Risk Management 2003 – 2020</li> <li>• Draft National Strategy and Action Plan for Adaptation to Climate Change</li> </ul>
<b>OUTCOME 9 :</b> Reduced impact of unexploded ordnance	<ul style="list-style-type: none"> <li>• 3/ III. Labour and social welfare, target 6</li> </ul>	<ul style="list-style-type: none"> <li>• The Safe Path Forward II (draft)</li> <li>• 10-Year Plan (draft)</li> </ul>
<b>OUTCOME 10 :</b> Gender equality and participation of women	<ul style="list-style-type: none"> <li>• 3/ V. Population policy, promotion of gender equality and women's advancement</li> </ul>	<ul style="list-style-type: none"> <li>• National Strategy for the Advancement of Women (2011-2015)</li> </ul>

## Relation with the Millennium Development Goals for the Lao PDR

Four UNDAF outcomes directly contribute to the achievement of the three seriously off-track MDGs in the Lao PDR. Three UNDAF outcomes directly contribute to the achievement of the four off-track MDGs. This reflects the UN system's commitment to support the Lao PDR to bring the MDGs in Lao PDR back on track, and to see them achieved by 2015<sup>11</sup>.



## Implementation

The UN aims to achieve the ten UNDAF outcomes through the most effective mix of implementation strategies. For each of the outputs defined for the achievement of the outcomes, any of the following three modalities may be used to ensure effective delivery:

<sup>11</sup> - UNDAF Action Plan outcomes 1,2, 6 and 9 contribute to all MDGs.

## **JOINT PROGRAMMES**

A joint programme is a set of activities contained in a common work plan and budget. The funds can be pooled, passed-through a single UN agency or managed parallel. The UN system will use joint programmes in cases where more than one UN agency has a comparative advantage for certain aspects of an output and where complementarities and synergies among UN agencies are high. All UN agencies involved in a joint programme will be collectively accountable for results<sup>12</sup>.

## **JOINT OUTPUTS**

Where different UN system agencies bring different strengths to deliver an output, but a joint programme is not the optimal way of delivering it, a limited number of UN system agencies will jointly deliver an output in close collaboration. The UN agencies delivering the output will be accountable for the delivery of their activities of the outputs. Joint outputs will be delivered using an appropriate combination of the following elements:

- Joint resource mobilisation
- Implementation by a single partner
- Joint Annual Work Plans
- Joint field visits and joint monitoring
- Joint reporting
- A common Government-led coordination mechanism (e.g. Sector or Technical Working Groups)

## **AGENCY OUTPUTS**

Where a single UN agency has a comparative advantage, the output will be delivered by that agency. The UN agency will be fully accountable for the realisation of the output.

For each output, the most effective and efficient implementation strategy has been chosen and recorded in the UNDAF results matrix. Some outputs can be more effectively and efficiently achieved if managed by the UN agency that has the specific knowledge, skills and experience in that area. For other outputs – where multiple UN agencies have a very specific comparative advantage for implementing specific activities of an output – joint outputs and joint programmes will predominantly be used.

---

<sup>12</sup> - Joint programme are defined in detail by the United Nations Development Group (<http://www.undg.org/index.cfm?P=237>)

# III. Programme Management and Responsibilities

---

The UN Country Team (UNCT) **Code of Conduct** signed on 23 September 2010 describes the behaviours and actions which UNCT Members will demonstrate in their collaboration with each other and as a team, and which will characterize the working culture of the UN in the Lao PDR. The Code of Conduct shall be updated, incorporating lessons learned from the UNDAF joint programming process and UN joint programmes.

The integrated UNDAF Action Plan with a clearly defined strategic framework, a limited number of outcomes, a budget and clear lines of accountability is expected to result in greater clarity on **responsibilities** and more **transparency** in programme management. The UNDAF Action Plan is expected to increase coherence between UN system agencies but also increase UN system agency accountability for specific results. In addition, it is expected to lead to a simplification in documentation through a single reference document and reduce transaction costs for the Government.

## Programme management

The programme will be executed under the **overall co-ordination** of the Department of International Organisation in the Ministry of Foreign Affairs (Government Co-ordinating Authority). Government Ministries, NGOs, INGOs, mass organizations and UN system agencies will implement programme activities.

The UNDAF Action Plan will be made operational through the development of **Annual Work Plans** (AWPs)<sup>13</sup> and/or **Project Documents** which describe the specific results to be achieved and will form an agreement between the UN system agencies and each implementing partner on the use of resources. To the extent possible the UN system agencies and partners will use the minimum documents necessary, namely the signed UNDAF Action Plan and signed AWPs/project documents to implement programmatic initiatives. However, as necessary and appropriate, project documents can be prepared using, inter alia, the relevant text from the UNDAF Action Plan and AWPs/project documents.

Each Annual Work Plan or project document will clearly refer to the **output statement** it delivers fully or partially.

## Responsibilities

The **UN Resident Coordinator (RC)** will be responsible for, and will coordinate, the operational activities for development of the UN system carried out in the Lao PDR. The RC will be responsible for coordination of the UNCT in strategy, planning, implementation and monitoring and evaluation of the UNDAF Action Plan. He/she will provide overall leadership for programme oversight and advocacy. He/she will support resource mobilization for the UNDAF (including promoting, facilitating and supporting the relationship between UNCT members and major donors in the country, as necessary), particularly for joint programme

---

<sup>13</sup> - or multi-year rolling work plans

proposals developed by the outcome groups. He/she will lead the UNCT in monitoring, evaluation and reporting of UNCT progress on the UNDAF<sup>14</sup>.

Collectively, the **UNCT** will act as a **Steering Committee to the UNDAF implementation**. The UNCT will be overall responsible for regularly assessing progress towards and achievement of outcomes and the delivery of planned outputs in support of the national development priorities. Further, the UNCT will be responsible for regularly and closely monitoring assumptions and risks which could prevent outputs from translating into positive changes in behaviour or performance (outcomes). UNCT members will be accountable to the UNCT and the RC for delivering planned agency output. The 6<sup>th</sup> and 12<sup>th</sup> monthly extended UNCT meeting will focus on the UNDAF Action Plan.

To ensure regular, substantive monitoring and reviewing progress towards the outcome and the timely delivery of planned outputs, the UN will form an outcome group for each of the ten outcomes of the UNDAF Action Plan.<sup>15</sup> Each **outcome group** will consist of individuals from participating UN agencies and it could also include key government representatives, development partners, and representatives of the civil society in the Lao PDR, based on consensus or as/when deemed appropriate. Outcome groups will directly report to the UNCT. The mandate of an outcome group is<sup>16</sup>:

- internal coordination amongst UN agencies and external coordination with Government, including coordination with relevant sector working groups and technical working groups as/when deemed appropriate;
- mobilisation of resources for achieving the outcome by developing joint fund raising proposals to support fund raising efforts by the RC on behalf of the UN System;
- monitoring and commissioning evaluations; and
- internal and external communication.

Each UNDAF Action Plan Outcome will have one or more **co-conveners**. They convene the outcome group, liaise with the Government at the technical level on the subject matters, organise the review process and represent the outcome group in the UNCT. To ensure consistency across outcome groups in the methodologies used for the review process, co-conveners shall meet every two months to discuss the monitoring and reporting on the implementation of the UNDAF Action Plan. The heads of co-convening agencies, funds or programmes shall be held accountable for their convening role defined in Terms of Reference.<sup>17</sup> Each co-convenor should be headed by an Agency/Office Representative and a member of the UNCT. However, the Head of Agency can also nominate a senior-level technical staff as the focal point for technical work related to an outcome. The focal point shall be fully empowered to make decisions and contributions on the co-convenor's behalf.

UNDAF Outcome <sup>18</sup>	Co-Conveners <sup>19</sup>
<b>OUTCOME 1:</b> Equitable and sustainable growth	UNFPA, UNDP
<b>OUTCOME 2:</b> Public services, rights and participation	UNDP, UNODC
<b>OUTCOME 3:</b> Equitable education and training	UNICEF
<b>OUTCOME 4:</b> Equitable health and social welfare services	UNFPA, WHO, UNICEF
<b>OUTCOME 5:</b> Improved food security and nutrition	WFP, FAO
<b>OUTCOME 6:</b> HIV prevention, treatment and support	UNAIDS, UNODC

14 - For details see: UN Development Group (2009), Guidance Note on Resident Coordinators and UNCT Working Relations; UNDG Generic Job Description for UN Resident Coordinators; The Management and Accountability System of the UN Development and Resident Coordinator System; UNDG, 27 August, 2008

15 - To minimise transaction costs, Outcome Groups will replace the existing UN Theme Groups where possible.

16 - As and when needed, the UNCT may also form ad hoc task forces in order to address specific issues related to the UNDAF Action Plan implementation. The composition of ad hoc task forces will be determined by the UNCT.

17 - Co-conveners shall ensure the full participation of non-resident agencies, virtually and at least during the 6th and 12th monthly extended UNCT meeting, and close collaboration with other outcome groups' co-conveners.

18 - The full forms of the outcomes are given in the main text, under 'Programme Strategy' above.

19 - The ordering of the co-conveners is irrelevant.



<b>OUTCOME 7:</b> Sustainable natural resource management	FAO
<b>OUTCOME 8:</b> Mitigation of climate change and natural disaster vulnerabilities	UNDP, UN-HABITAT
<b>OUTCOME 9:</b> Reduced impact of unexploded ordnance	UNDP
<b>OUTCOME 10:</b> Gender equality and participation of women	UNFPA, UN Women

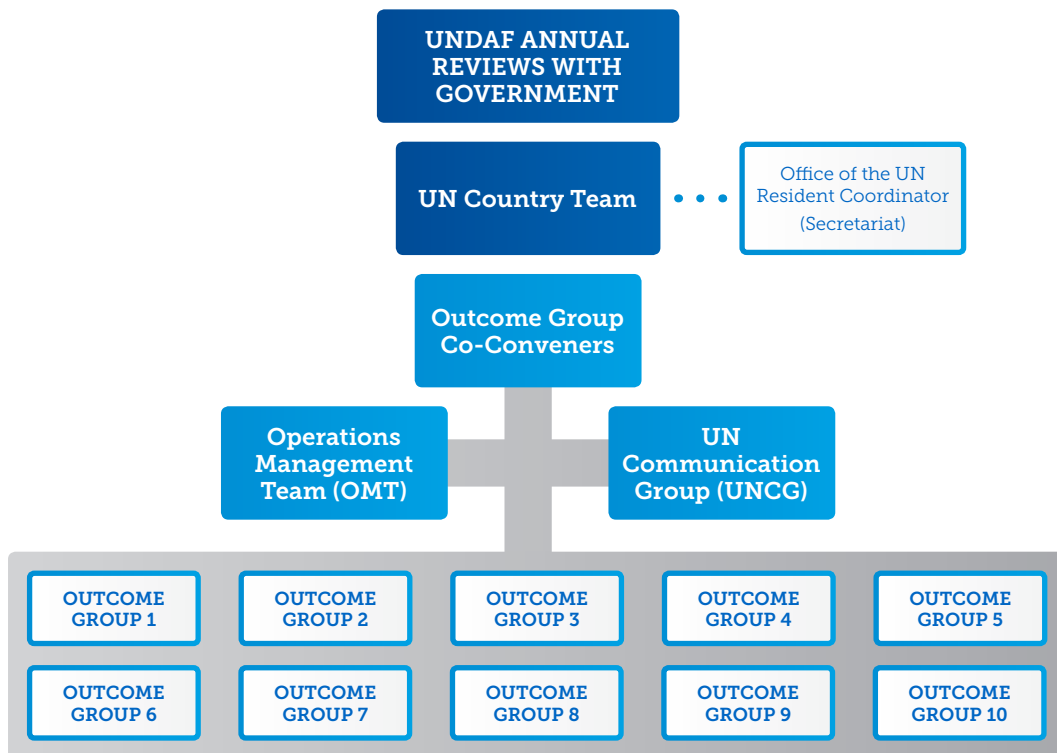
The Government will participate in the high-level UN-Government UNDAF annual review co-hosted with Ministry of Foreign Affairs and in the UNDAF evaluation in 2015. Technical consultation with government counterparts by outcome group members and use of existing national coordination mechanisms when appropriate will occur as and when required. The technical consultations and planning meetings will naturally coincide with agencies' annual work planning system and mechanism. The outcome groups will ensure that such technical process is coordinated so that partners transaction costs could be reduced to the extent possible and appropriate.

UNDAF Outcome	National mechanism for validation of UNDAF results
<b>OUTCOME 1:</b> Equitable and sustainable growth	
<b>OUTCOME 2:</b> Public services, rights and participation	<ul style="list-style-type: none"> <li>• Governance Sector Working Group (co-chair UNDP)</li> </ul>
<b>OUTCOME 3:</b> Equitable education and training	<ul style="list-style-type: none"> <li>• Education Sector Working Group (co-chair UNICEF)</li> </ul>
<b>OUTCOME 4:</b> Equitable health and social welfare services	<ul style="list-style-type: none"> <li>• Health Sector Working Group (co-chair WHO)</li> <li>• Maternal Neonatal and Child Health Technical Working Group</li> </ul>
<b>OUTCOME 5:</b> Improved food security and nutrition	<ul style="list-style-type: none"> <li>• Agriculture, Natural Resources and Rural Development Sector Working Group</li> <li>• Ministry of Health nutrition intervention bundles (co-led by UNICEF, WFP, WHO, FAO, UNFPA)</li> </ul>
<b>OUTCOME 6:</b> HIV prevention, treatment and support	<ul style="list-style-type: none"> <li>• GFATM Country Coordinating Mechanism</li> </ul>
<b>OUTCOME 7:</b> Sustainable natural resource management	<ul style="list-style-type: none"> <li>• Agriculture, Natural Resources and Rural Development Sector Working Group</li> </ul>
<b>OUTCOME 8:</b> Mitigation of climate change and natural disaster vulnerabilities	<ul style="list-style-type: none"> <li>• Inter-Agency Standing Committee (IASC)<sup>20</sup></li> </ul>
<b>OUTCOME 9:</b> Reduced impact of unexploded ordnance	<ul style="list-style-type: none"> <li>• UXO Sector Working Group (co-chair UNDP)</li> </ul>
<b>OUTCOME 10:</b> Gender equality and participation of women	<ul style="list-style-type: none"> <li>• Informal Gender Working Group (development partner focal point UNFPA)</li> </ul>

The UN Operations Management Team (OMT) in the Lao PDR will be responsible for overseeing progress in delivering common services and systems, and will facilitate the standardisation of operational mechanisms. It will comprise senior operations officers of UN system agencies in the Lao PDR. Its chair will be responsible for informing the UNCT of any issues requiring their attention or decision.

The Office of the UN Resident Coordinator (ORC) plays a vital role in coordinating the review processes among different outcome groups and government-led working groups. Acting as the Secretariat to the RC/UNCT for UNDAF implementation, it also actively supports the outcome group co-conveners to ensure their smooth and effective facilitation. At the RC's discretion and at the request of outcome group co-conveners, the ORC may further get involved in the Joint Programme development exercise, especially pertaining to key national development priorities (in tandem with MDG achievement).

<sup>20</sup> - There is currently No platform to monitor results in the area of disaster risk management. However, the Government and NDMO have indicated the utilization of the Inter-Agency Standing Committee (IASC) on Emergency and Disaster preparedness and response mechanism for monitoring Hyogo framework for Action to be used for monitoring Outcome 8.



## Arrangements for cash transfers

All cash transfers to an Implementing Partner are based on the Annual Work Plans or multi-year rolling work plans, or their agency equivalents, agreed between the Implementing Partner and the UN system agencies.

Cash transfers for activities detailed in AWP or multi-year rolling work plans can be made by the UN system agencies using the following modalities:

- Cash transferred directly to the Implementing Partner:
  - Prior to the start of activities (direct cash transfer), or
  - After activities have been completed (reimbursement);
- Direct payment to vendors or third parties for obligations incurred by the Implementing Partners on the basis of requests signed by the designated official of the Implementing Partner;
- Direct payments to vendors or third parties for obligations incurred by UN system agencies in support of activities agreed with Implementing Partners.

# IV. Resources and Resource mobilisation

## Resources

The **total resources** to deliver all outputs and achieve the ten outcomes in the UNDAF Action Plan are estimated to be **USD 326,948,150**. From the total resources required, **USD 109,344,567** are **already mobilised**. 40.5% of mobilised resources come from moderately secure annual or biannual pledging or assessed contributions from member countries (core/regular/assessed funds), while 59.5% come from less secure budgetary resources (earmarked non-core/extra budgetary resources) of UN system agencies. The **resource gap** – the resources still to be mobilised – amounts to **USD 217,603,583** or **66.6%**.

The total resources for delivering the UNDAF Action Plan are distributed among **UN system agencies** as follows (in USD):

UN System Agency	Total 2012-2015	from core/regular resources	from non-core /extra resources	to be mobilised
FAO	19,987,000	1,400,000	252,000	18,335,000
IFAD	5,000,000	0	0	5,000,000
ILO	4,090,000	1,040,000	0	3,050,000
OHCHR	64,000	0	0	64,000
UNAIDS	300,000	150,000	0	150,000
UNCDF	15,400,000	2,943,982	1,634,490	10,821,528
UNDP	65,908,430	10,971,580	16,789,215	38,147,635
UNEP	1,500,000	1,000,000	500,000	0
UNESCO	3,750,000	1,550,000	300,000	1,900,000
UNFPA	21,300,000	7,800,000	4,000,000	9,500,000
UN-HABITAT	9,900,000	1,985,000	0	7,915,000
UNIAP	90,000	20,000	0	70,000
UNICEF	45,213,000	5,313,000	5,540,000	34,360,000
UNICRI	2,100,000	0	0	2,100,000
UNIDO	2,886,720	1,850,000	0	1,036,720
UNODC	20,575,000	0	7,014,000	13,561,000
UN Women	1,050,000	50,000	600,000	400,000
WFP	68,944,000	0	12,808,000	56,136,000
WHO	29,659,470	2,949,000	15,034,300	7,515,700
Joint Programme UNIDO, UNCTAD, ITC, ILO (output 1.2)	4,040,000	4,040,000	0	0
Joint Programme UNDP, UNEP (output 1.4)	1,600,000	800,000	200,000	600,000
Joint Programme SELNA <sup>21</sup> (output 2.1)	2,435,000	435,000	375,000	1,625,000
Joint Programme FAO, UN-HABITAT, UNEP, UNDP, UNESCO (output 9.3)	550,000	0	0	550,000

21 - Joint Programme "Support to an Effective Lao National Assembly" (SELNA) between UNDP, UNFPA, UNICEF, UNODC, UNAIDS and UN Women.

Joint Programme FAO, UN-HABITAT, UNDP (output 8.1)	2,500,000	0	0	2,500,000
Joint Programme UNDP, UN-HABITAT, UNIDO (output 9.4)	2,266,000	0	0	2,266,000
<b>Total</b>	<b>326,948,150</b>	44,297,562	65,047,005	217,603,583

The amounts in the resource framework above are **estimations**. The actual amounts will depend on the availability of UN system agencies' resources and contributions from funding partners, core and non-core resources indicated are exclusive of funding received in response to emergency appeals.

The UN system agency **head** or **representative** of each UN system agency in a country will be accountable to the Executive Head or governing body of his/her own agency for the resources received from his/her own organisation. These resources will be subject to the external and internal audit procedures laid down in his/her own organisation.

The resource framework does not include funding received in response to **emergency appeals**.

## Resource allocation

The total resources required for the UNDAF Action Plan will be distributed among the ten outcomes as follows:

UNDAF Outcomes	Total resources per outcome	% mobilised per outcome	% of resource gap per outcome	% of total resources
<b>OUTCOME 1:</b> Equitable and sustainable growth	48,455,570	40.6	59.4	14.6
<b>OUTCOME 2:</b> Public services, rights, and participation	41,159,240	24.3	75.7	12.4
<b>OUTCOME 3:</b> Equitable education and training	45,829,000	29.5	70.5	13.8
<b>OUTCOME 4:</b> Equitable health and social welfare services	59,536,000	52.9	47.1	19.4
<b>OUTCOME 5:</b> Improved food security and nutrition	58,005,000	12.9	87.1	17.5
<b>OUTCOME 6:</b> HIV prevention, treatment and support	7,190,000	44.9	55.1	2.1
<b>OUTCOME 7:</b> Sustainable natural resource management	18,737,340	64.3	35.7	5.7
<b>OUTCOME 8:</b> Mitigation of climate change and natural disaster vulnerabilities	18,250,000	36.6	63.4	5.5
<b>OUTCOME 9:</b> Reduced impact of unexploded ordnance	28,586,000	16.5	83.5	8.6
<b>OUTCOME 10:</b> Gender equality and participation of women	1,200,000	41.7	58.3	0.4

## Common Budgetary Framework

The Common Budgetary Framework of the UNDAF Action Plan is a **comprehensive and results-based projection of financial resource requirements** and identifies funding gaps for the entire UNDAF Action Plan period 2012-2015. It is an integral part of the UNDAF Action Plan results matrix (see chapter VIII). The Common Budgetary Framework will be used for planning, implementation and management of the financial aspects of the UNDAF Action Plan for the Lao PDR.

The **Annual Common Budgetary Framework** review will update expenditures and make changes in the budget framework. Responsible UN system agencies will continuously keep track of the resource situation, using their own financial systems and update the UNDAFinfo database. The UNDAF outcome groups will compile financial updates to the Annual Common Budgetary Framework based on Annual Work Plans at the end of each year as part of the UNDAF Annual Review<sup>22</sup>. There is No requirement for the Annual Common Budgetary Framework to be signed.

## Resource mobilisation

The funding gap defined in the Common Budgetary Framework defines the **resource mobilisation targets** for each output and outcome.

The resource gap in the Common Budgetary Framework for the entire UN system in the Lao PDR serves as a **resource mobilisation tool** for discussions with interested donors and other partners.

The **outcome groups** and the UN system **agencies** will take all reasonable steps to raise additional resources needed to fill the resource gap with support from the RC in his role of mobilising funds on behalf of the UN System. The **RC, on behalf of the UNCT**, will promote the development of a wide range of partnerships to mobilise resources for the programmes of the UNCT to complement agencies' own efforts and advocates for funds. He/she will be particularly involved in filling the resource gap for joint programmes proposals which will be developed by the outcome groups. Joint proposals are also possible at the output level.

Resources will be allocated and additional resources will be mobilised for the support and coordination activities of the **ORC** in coordinating the monitoring and reporting on the UNDAF Action Plan.

## Types of Support

The UN system agencies will provide support to the development and implementation of activities within the UNDAF Action Plan, which may include **high level policy and technical support, cash assistance, supplies, commodities and equipment, procurement services, transport, funds for advocacy, research and studies, consultancies, programme development, monitoring and evaluation, training activities and staff support**. Part of the UN system agencies' support may be provided to Non-Governmental (and Civil Society) system agencies as agreed within the framework of the individual Annual Work Plan and project documents.

**Additional support** may include access to UN organisation-managed global information systems, the network of the UN system agencies' country offices and specialised information systems, including rosters of consultants and providers of development services, and access to the support provided by the network of UN Specialised Agencies, Funds and Programmes.

The UN system agencies shall appoint **staff and consultants** for programme development, programme support, technical assistance, as well as monitoring and evaluation activities.

Subject to annual reviews and progress in the implementation of the programme, the UN system agencies' **funds** are distributed by calendar year and in accordance with the UNDAF Action Plan. Annual Work Plans or Multi-Year Work Plans may be adjusted by agencies to match the Government's fiscal year. These budgets will be reviewed and further detailed in the Annual Work Plans and project documents. By mutual consent between the Government and the UN system agencies, funds not earmarked by donors to the UN system agencies for specific activities may be re-allocated to other programmatically worthwhile activities.

---

22 - following the Annual Common Budgetary Framework format of the UN Development Group

## Harmonised Approach to Cash Transfers

In case of **direct cash transfer or reimbursement**, the UN system agencies shall notify the implementing partner of the amount approved by the UN system agencies and shall disburse funds to the implementing partner within such number of days as agreed by the UN system agencies.

In case of **direct payment** to vendors or third parties for obligations incurred by the implementing partners on the basis of requests signed by the designated official of the implementing partner; or to vendors or third parties for obligations incurred by the UN system agencies in support of activities agreed with implementing partners, the UN system agencies shall proceed with the payment within such number of days as agreed by the UN system agencies.

The UN system agencies shall not have any direct **liability** under the contractual arrangements concluded between the implementing partner and a third party vendor.

Where the UN system agencies and other UN system agency provide cash to the **same implementing partner**, programme monitoring, financial monitoring and auditing will be undertaken jointly or coordinated with those UN system agencies.

## V. Communication

---

The **UN Joint Communication and Advocacy Strategy 2012-2015** (JCAS) for the Lao PDR will support the UNDAF Action Plan. The overall objective of the JCAS is to increase awareness about the work of the UN as a key contributor to the development process in the Lao PDR through achieving three strategic goals:

- Strategic Goal 1: Increase knowledge and understanding of UN's work and value in achieving the MDGs and support the 7th NSEDP
- Strategic Goal 2: Promote the six priority areas of the UNDAF Action Plan to increase awareness about the work of the UN and its joint programmes
- Strategic Goal 3: Enhance communication within the UN system to increase understanding about the benefits and opportunities of 'Delivering as ONE'

For each year 2012-2015, communication activities will focus on, but not be restricted to, key themes, which will arise from the 6 priority areas of the UNDAF Action Plan.

UNCT members, including non-resident agencies, specialized funds and programmes, allocate budget to the implementation of the JCAS, according to a cost-sharing formula defined by the UN ORC.

The United Nations Communications Group (UNCG) will be responsible for managing and implementing the JCAS. The organizational structure and responsibilities of the UNCG are detailed in the UNCG Terms of References and two year workplans. The UNCG Chair will report to the UNCT on a monthly basis.

Monitoring and evaluation (M&E) of the JCAS will be aligned to M&E process of the UNDAF Action Plan.

# VI. Monitoring, Evaluation, Knowledge Management

---

The **UNCT** will be overall responsible for monitoring and evaluating outcomes in the UNDAF Action Plan and for effective knowledge management.

**Outcome groups** will be responsible for substantive and detailed monitoring and managing evaluations of UNDAF outcomes, outputs and the Common Resource Framework of the UNDAF Action Plan. They will draw on the various monitoring systems used by the Government and individual UN system agencies. Outcome or working groups will be responsible for providing the UNCT with updated data on all outcome and output indicators for the UNDAF review process. They will use indicator tracking sheets to track and depict changes with respect to indicators over time.

At the end of 2013, 2014 and 2015, the UN system and the Government will jointly conduct an **annual review** of the UNDAF Action Plan. The annual review will assess progress towards UNDAF Action Plan outcomes and agree on any changes to the UNDAF Action Plan. Each outcome group will present an analysis of progress towards UNDAF outcomes and delivery of outputs. This analysis will draw on the review of Annual Work Plans, but focus on the broader outputs and outcomes in the UNDAF Action Plan. The minutes of the annual progress review will serve as reporting document. The annual review will replace – where possible – individual high-level consultations and progress reviews by individual UN agencies with the Government, implementing partners and donors to reduce transaction costs.

In the middle of the UNDAF cycle in 2014, the UN in the Lao PDR will report on progress in a written **UNDAF Action Plan Report**. This report will follow the Standard Operational Format and Guidance for Reporting Progress on the UNDAF developed by the UN Development Group. The key innovation in the M&E approach from the current UNDAF to the new UNDAF Action Plan are two-fold 1) only 1 full, comprehensive Annual Report per new UNDAF cycle (per new UNDAF annual review guideline) and 2) joint UNDAF Action Plan Annual Reviews will take place with Government at the ministerial level, which is co-hosted with MOFA. With regards to other years annual reviews, meeting reports and/or proceedings of the joint Annual Reviews should suffice.

The principles of UNDAF Action Plan Annual Review are to review the progress of UNDAF Action Plan at the outcome level. In doing so, Annual Reviews can also be the platform to make minor revisions to the Results Matrix through consensus. Given that the UNDAF Action Plan is considered a “living document”, the Results Matrix is not expected to remain static and unchanged throughout the years of the new cycle. While dramatic and fundamental (outcome level) changes are not permitted, outputs and related areas may be adjusted through the annual review mechanism. Nevertheless, it is important that UNCT makes these adjustments in consultation with partners and the Government.


The UNDAF Action Plan will be **evaluated** in 2015.

---

23 - Outcome groups may request technical support from monitoring and evaluation specialists or focal points from the concerned UN system agencies. Evaluations, field missions, reviews, studies and research will be conducted jointly among UN agencies and partners wherever possible.

24 - The annual review meeting will, as a minimum, answer the following questions: a) What is the progress towards achieving the UNDAF outcome?, b) To what extent has the UN delivered the planned outputs?, c) What changes are required to adjust the planned outputs in order more effectively to achieve the outcome?, d) Have risks changed and are assumptions still valid?, e) What changes are required to the resources to achieve the UNDAF outcomes?

Time line for monitoring and evaluation of the UNDAF Action Plan



The **monitoring and evaluation plan** summarizes additional key activities related to the UNDAF Action Plan:

Year	M&E activity
2012	<ul style="list-style-type: none"> <li>• Lao Social Indicator Survey (LSIS, 2011/2012)</li> <li>• MDG Progress Report</li> <li>• Round Table Implementation Meeting</li> </ul>
2013	<ul style="list-style-type: none"> <li>• UNDAF Action Plan review</li> <li>• 11<sup>th</sup> Round Table Meeting</li> </ul>
2014	<ul style="list-style-type: none"> <li>• UNDAF Action Plan review</li> <li>• UNDAF Action Plan progress report</li> <li>• Round Table Implementation Meeting</li> </ul>
2015	<ul style="list-style-type: none"> <li>• UNDAF Action Plan review</li> <li>• UNDAF Action Plan evaluation</li> <li>• 12<sup>th</sup> Round Table Meeting</li> </ul>

**implementing partners** agree to cooperate with the UN system agencies for monitoring all activities supported by cash transfers and will facilitate access to relevant financial records and personnel responsible for the administration of cash provided by the UN system agencies. To that effect, implementing partners agree to the following:

- Periodic **on-site reviews and spot checks** of their financial records by the UN system agencies or their representatives,
- Programmatic **monitoring of activities** following the UN system agencies' standards and guidance for site visits and field monitoring,
- Special or scheduled **audits**. Each UN organisation, in collaboration with other UN system agencies (where so desired and in consultation with the respective coordinating Ministry) will establish an annual audit plan, giving priority to audits of implementing partners with large amounts of cash assistance provided by the UN system agencies, and those whose financial management capacity needs strengthening. The audits will be commissioned by the UN system agencies and undertaken by private audit services.



# VII. Commitments of the Government

---

## Government leadership and coordination

The **Department of International Organisations** in the Ministry of Foreign Affairs (as the Government coordinating authority) and the **Government authority/ministry** with whom a UN system agency works in partnership with, commit to leading and coordinating the implementation of the UNDAF Action Plan in accordance with Decree 75/PM of the Government

The Government commits itself to continue to closely monitor national development priorities outlined in the 7th NSEDP, which UN system agencies are supporting. The Government commits itself to support and lead the Government/UN joint governance structures of the UNDAF Action Plan.

## Fund raising

The Government will support the UN system agencies' efforts to **raise funds** required to meet the needs of this UNDAF Action Plan and will cooperate with the UN system agencies including: encouraging potential donor Governments to make available to the UN system agencies the funds needed to implement unfunded components of the programme; endorsing the UN system agencies' efforts to raise funds for the programme from the private sector both internationally and in the Lao PDR; and by permitting contributions from individuals, corporations and foundations in the Lao PDR to support this programme which will be tax exempt for the Donor, to the maximum extent permissible under applicable law.

## Cash assistance

Cash assistance for travel, stipends, honoraria and other costs shall be set at rates commensurate with those applied in the country, but not higher than those applicable to the United Nations System (as stated in the ICSC circulars).

## Cash transfer

A standard **Fund Authorisation and Certificate of Expenditures (FACE) report**, or its equivalent, reflecting the activity lines of the Annual Work Plan (AWP), or their equivalents, will be used by implementing partners to request the release of funds, or to secure the agreement that HACT<sup>25</sup> participating UN Agencies in the Lao PDR will reimburse or directly pay for planned expenditure. The implementing partners will use the FACE to report on the utilisation of cash received. The implementing partner shall identify the designated official(s) authorised to provide the account details, request and certify the use of cash. The FACE will be certified by the designated official(s) of the implementing partner.

Cash transferred to **implementing partners** should be spent for the purpose of activities and within the timeframe as agreed in the AWP's only.

---

25 - Harmonised Approach to Cash Transfer (HACT). HACT participating UN Agencies in Lao PDR are currently UNDP, UNFPA and UNICEF as of December 2011.

Cash received by the **Government and national NGO implementing partners** shall be used in accordance with established national regulations, policies and procedures consistent with international standards, in particular ensuring that cash is expended for activities as agreed in the AWP, and ensuring that reports on the utilisation of all received cash are submitted to HACT participating UN agencies in the Lao PDR within six months after receipt of the funds. Where any of the national regulations, policies and procedures are not consistent with international standards, the UN system agency financial and other related rules and system agency regulations, policies and procedures will apply.

In the case of international NGO/CSO's and implementing partners cash received shall be used in accordance with international standards in particular ensuring that cash is expended for activities as agreed in the AWP, and ensuring that reports on the full utilisation of all received cash are submitted to HACT participating UN agencies in the Lao PDR within six months after receipt of the funds.

## Audits

To facilitate scheduled and special audits, each implementing partner receiving cash from HACT participating UN agencies in the Lao PDR will provide UN system agency or its representative with timely access to:

- all financial records which establish the transactional record of the cash transfers provided by HACT participating UN agencies in the Lao PDR, together with relevant documentation;
- all relevant documentation and personnel associated with the functioning of the Implementing Partner's internal control structure through which the cash transfers have passed.

The findings of each audit will be reported to the implementing partner and HACT participating UN agencies in the Lao PDR. Each implementing partner will furthermore

- Receive and review the audit report issued by the auditors.
- Provide a timely statement of the acceptance or rejection of any audit recommendation to the HACT participating UN agencies in the Lao PDR that provided cash so that the auditors include these statements in their final audit report before submitting it to HACT participating UN agencies in the Lao PDR.
- Undertake timely actions to address the accepted audit recommendations.
- Report on the actions taken to implement accepted recommendations to the UN system agencies, on a quarterly basis (or as locally agreed).

# VIII. UNDAF Action Plan Results Matrix

---



## Outcome 01

Bundling harvested rice near Muong Ngoi village, Luang Prabang province © UNDP/Philippe Pernet

## NATIONAL PRIORITIES

7th NSEDP specific directions and tasks: 1 / Rural development and poverty reduction

Result (agency)	Indicators, Baseline, Target, MoV	Risks/ Assumptions	Partners	Indicative Resources (in US\$)			
				Total	Core/ Regular	Non core/ Extra mobilized/ committed	Non Core extra, to be mobilized
<p><b>OUTCOME 1</b> By 2015, more <u>equitable and sustainable growth</u> promoted for poor people in Lao PDR (IFAD, ILO, ITC, UNCDF, UNCTAD, UNDP, UNEP, UNESCO, UNFPA, UN-HABITAT, UNICEF, UNIDO, UNODC)</p>	<ul style="list-style-type: none"> <li>No. of indicators in 7th NSEDP which are updated annually (2011: TBC , 2015: TBC<sup>26</sup>, MoV: review of NSEDP annual reports)</li> <li>Progress towards disaggregation of NSEDP indicators by sex, age, wealth and geography<sup>27</sup> and poverty – environment issues (2011: TBC<sup>28</sup>, 2015: TBC, MoV: review of NSEDP annual reports)</li> <li>% of annual government budget allocation for health and education sectors<sup>29</sup> (2010: TBC, 2015: TBC, MoV: national budget documents)</li> <li>% of annual reports by key sectors<sup>30</sup> per year that explicitly quote data obtained from LaoInfo (2010: none. 2015: 50%, MoV: Annual review of sector plan reports)</li> <li>Government resources in USD allocated to investment monitoring that also consider environmental and social impacts per year (2010: TBC, 2015: TBC, MoV: investment database)</li> <li>% of government revenue from Foreign Direct Investment which is invested in health and education sectors<sup>31</sup> per year (2010: TBC, 2015: TBC, MoV: TBC)</li> </ul>						
<p>OUTPUT 1.1. Low-income households and micro-entrepreneurs have better access to <u>financial services</u> (UNCDF, UNDP – Joint Programme)</p>	<ul style="list-style-type: none"> <li>No. of additional active savings clients from low-income households and micro-entrepreneurs that have access to financial services (2010: 0, 2015: 140,000, MoV: TBC)</li> <li>No. of additional active loan clients from low-income households and micro-entrepreneurs that have access to financial services (2010: 0, 2015: 70,000, MoV: TBC)</li> </ul>	<ul style="list-style-type: none"> <li>Oversupply or ‘crowding in’ of donors working on similar issues (R)</li> <li>Bank of Lao remains fully committed to establish a sector wide coordination mechanism (A)</li> </ul>	Bank of Lao, Micro-Finance institutions	7900,000 (UNCDF) 100,000 (UNDP)	1,443,982 (UNCDF) 100,000 (UNDP)	1,634,490 (UNCDF) 0 (UNDP)	4,821,528 (UNCDF) 0 (UNDP)
<p>OUTPUT 1.2. Government and national institutions are better able to <u>enhance sustainable tourism, clean production and export capacity</u> (ITC, ILO, UNCTAD, UNIDO – Joint Programme)</p>	<ul style="list-style-type: none"> <li>Compliance with food safety, service quality and environmental standard, improved within the tourism sector through the introduction of a voluntary national quality certification mark. (2011, 2015: 4, MoV: Joint Programme Annual Progress Reports)<sup>32</sup></li> <li>Management practices, workplace cooperation, as well as skills and productivity of workers in the tourism sector are improved (2011: 0, 2015: 5, MoV: Joint Programme Annual Progress Reports)</li> <li>Structure for backward linkages between organic agriculture products, handicraft and the tourism industry strengthened (2011: 0-, 2015: 3, MoV: Joint Programme Annual Progress Reports)</li> </ul>	<ul style="list-style-type: none"> <li>All involved national institutions reach consensus and commit to an integrated approach (A)</li> <li>The role of the cluster in various forums and task forces is not defined and this hampers the efficiency of the cluster contribution.</li> <li>Tourism sector is not big enough to bring sufficient leverage to the sectors to grow their export potential.<sup>33</sup></li> <li>Supply-chain whole sale structures are insufficient for effective backward linkages or the potential remains lower than expected.<sup>34</sup></li> </ul>	TPPD/ MOIC, LNNTA/PMO	4,040,000	4,040,000	0	0

26 - Baseline will be collected in 2012 based on first annual NSEDP report; target will be established once the baseline is collected

27 - Scale of progress: a) at least 5 indicators in annual NSDEP report are disaggregated by sex: 1 point, b) at least 5 indicators in annual NSDEP report are disaggregated by age: 1 point, c) at least 5 indicators in annual NSDEP report are disaggregated by geography: 1 point, d) at least 5 indicators in annual NSDEP report are disaggregated by wealth quintile: 1 point

28 - Baseline will be collected in 2012 based on first annual NSEDP report; target will be established once the baseline is collected

29 - As proxy for all social sectors

30 - Key sectors are the sectors with an official Sector Working Groups

31 - As proxy for all social sectors

32 - UN-CEB Inter-Agency Cluster on Trade and Productive Capacity

<p>OUTPUT 13.</p> <p>Ministry of Planning and Investment, sectors and provinces are better able to <u>develop, implement, monitor and evaluate plans and policies based on up-to-date data and analysis</u> (UNDP, UNFPA, UNICEF)</p>	<ul style="list-style-type: none"> <li>• LSIS, LECS and Census provide data disaggregated by wealth quintiles, location (urban/rural with road and without road), sex, age and ethnicity (2005: No, 2015: Yes, MoV: TBC)</li> <li>• 5 of selected sectors and provinces using disaggregated data by wealth quintiles, sex, age and ethnicity in their development plan (2011: 0%, 2015: TBC, MoV: TBC)</li> <li>• % of selected sectors and provinces using data disaggregated by wealth quintiles, location, sex, age and ethnicity in their development plans, monitoring and evaluation (2011: 5%, 2015: 20%, MoV: TBC)</li> <li>• Availability of solid M&amp;E framework for 7th NSEDP (2010: No, 2015: Yes, MoV: NSEDP)</li> <li>• NSEDP M&amp;E indicators monitored through LaoInfo (2010: No, 2015: Yes, MoV: LaoInfo)</li> <li>• At least one National Human Development Report produced (2010: No, 2015: Yes)</li> <li>• Social Protection Framework is established (2011: No, 2015: Yes, MoV: framework document)</li> <li>• Central government has capacity to monitor and evaluate implementation of plans, policies and strategies (2010: No, 2015: Yes, MoV: NSEDP progress, monitoring and evaluation report)</li> <li>• No. of analysis and studies on socio-economic development and children in Lao PDR published (2012: 3; 2015: 10; MoV: published documents)</li> </ul>	<ul style="list-style-type: none"> <li>• Sufficient data sources to provide standardized inputs to LaoInfo exist (A)</li> <li>• Government continues its commitment to involve development partners in planning, implementation and monitoring process (A)</li> </ul>	<p>MPI, MOF, MOFA/MDG Secretariat, selected line ministries and provinces</p>	<p>4,300,000 (UNFPA)</p>	<p>4,000,000 (UNDP) 1,000,000 (UNICEF)</p>	<p>1,300,000 (UNFPA)</p>	<p>1,500,000 (UNDP) 0 (UNICEF) 0 (UNFPA)</p>	<p>2,500,000 (UNDP) 1,000,000 (UNICEF) 3,000,000 (UNFPA)</p>
<p>OUTPUT 14.</p> <p>Central and local governments have capacity to better screen, plan and monitor <u>Foreign Direct Investments</u> to ensure sustainable economic development (UNDP, UNEP)</p>	<ul style="list-style-type: none"> <li>• % of investments classified as "quality investments" (2010: No classification exists, 2015: defined after criteria, MoV: criteria included in official investment screening procedures)</li> <li>• % of investors over a certain value selected through competitive bidding or tender process (2010: No, 2015: Yes, MoV: Published calls for investment bids and tenders)</li> <li>• % of investments with ESIA developed and corresponding EMP and SMP (Environment and Social Management Plans) properly resourced for monitoring (2010: partial, 2015: 60%, MoV: ESIA database)</li> <li>• % of National Investment Strategy Action Plan implemented. Action plan (2010: 0%, 2015: 50%, MoV: IPD work plan)</li> <li>• Investment monitoring expanded to central-level and at least 7 provinces with enforcement mechanism in place, with growing government resource allocation (2010: 2, 2015: 7, MoV: IPD investment monitoring database)</li> </ul>	<ul style="list-style-type: none"> <li>• Lack of capacity and resources coupled with growing demand for FDIs as catalyst for economic growth overrides sustainability concerns (R)</li> </ul>	<p>Investment Promotion Department of MPI; Department of ESIA of MNRE</p>	<p>1,600,000</p>	<p>800,000</p>	<p>200,000</p>	<p>600,000</p>	
<p>OUTPUT 15.</p> <p>National <u>training and research</u> institutions are better able to contribute to analysis of demographic changes and social development (UNFPA)</p>	<ul style="list-style-type: none"> <li>• No. of civil servants in planning offices who took population studies courses, by province and sector (2012: to be established. 2015: TBC, MoV: Reports by NAPPA)</li> <li>• No. of analysis and studies published (2011: 2; 2015: 10; MoV: published documents)</li> </ul>	<ul style="list-style-type: none"> <li>• to use evidence-based research and studies for planning, monitoring and advocacy (A)</li> <li>• Lack of capacity and personnel limits ability to conduct research or delivery course effectively (R)</li> </ul>	<p>NAPPA, NERI-MPI, NUoL, DoS, Plan International, ESCAP</p>	<p>500,000</p>	<p>500,000</p>	<p>0</p>	<p>0</p>	

33 - Scale of progress from 0 to 4 points: a) 1 point = Microbiology laboratory is set up in target province; b) 1 point = Cleaner production help desk are established; c) 1 point = the voluntary quality certification mark is defined; d) 1 point = the voluntary quality certification mark is functioning, and managed by local technical committee

34 - Scale of progress from 0 to 5 points: a) 1 point = Training modules on good practices in general management, Occupational Safety and Health (OSH), and workplace cooperation exist; b) 1 point = Manuals on good practices in general management, OSH, and workplace cooperation exist; c) 1 point = Training of trainers modules on good practices in general management, OSH, and workplace cooperation exist; d) 1 point = adoption and implementation of ILO Convention 172; e) 1 point = implementation of ILO Convention 172

35 - Scale of progress from 0 to 3 points: a) 1 point = 100 farmers are producing clean/organic agricultural products for the tourism industry b) 1 point = 200 handicraft producers are involved in supplying soft furniture to the tourism industry c) 30 hotels / restaurants have signed the "inclusive tourism" agreement

OUTPUT 1.6. <u>Ex-poppy cultivating communities have increased household productivity and improved infrastructure</u> (UNODC)	<ul style="list-style-type: none"> <li>• % of the project target areas in Oudomxay and Huaphanh provinces that have increased food and agricultural production (2010: TBC%<sup>36</sup>, 2013: 50%, MoV: project, progress reports)</li> <li>• No. of small farmer enterprises and local entrepreneurship in Oudomxay and Huaphanh provinces newly developed (2010: TBC<sup>37</sup>, 2013: 20, MoV: project progress reports)</li> <li>• % of the project target areas in Oudomxay and Huaphanh provinces that have improved access to basic infrastructure such as access track, clean water, latrine, and irrigation (2010: TBC%<sup>38</sup>, 2013: 50%, MoV: project progress reports)</li> </ul>	<ul style="list-style-type: none"> <li>• Government continues providing support to ex-poppy cultivating communities (A)</li> </ul>	LCDC, PCDC, LWU	8,942,000	0	4,845,000	4,097,000
OUTPUT 1.7. <u>The National Drug Control Master Plan, which is part of the 7<sup>th</sup> National Socio-Economic Development Plan, is implemented</u> <sup>39</sup> (UNODC)	<ul style="list-style-type: none"> <li>• No. Of police officers, prosecutors, judges and drug control officers trained on the application of the Law on Drugs (2010: 50, 2015: 350, MoV: project reports)</li> <li>• % of the project target areas in Oudomxay and Huaphanh provinces that have increased food and agricultural production (2010: TBC%, 2013: 50%, MoV: project, progress reports)</li> <li>• Relapse rate of drug addicts (2010: 38%, 2015: 30% ; MoV: reports of drug treatment and rehabilitation centre)</li> <li>• Implementation of the National Drug Control Master Plan is assessed as part of the 7th NSEDP (2010: No, 2015: Yes, MoV: reports on the 7th NSEDP; 8th NSEDP)</li> </ul>	<ul style="list-style-type: none"> <li>• Government continues providing support (A)</li> </ul>	LCDC, PCDC, MOPS, MOJ, OSPP, MOH, MPI	1,800,000	0	265,000	1,535,000
OUTPUT 1.8. <u>Farmers have better access to markets and more sustainable integrated farming systems</u> (IFAD)	<ul style="list-style-type: none"> <li>• No. of farmers organizations formed (2011: 1,544, 2015: 2,112, MoV: IFAD survey)</li> <li>• No. of fair contract farming agreements made (2011: 7, 2015: 95, MoV: IFAD survey)</li> <li>• No. of households with improved food security (2011: 13,986, 2015: 40,869, MoV: IFAD survey)</li> </ul>	<ul style="list-style-type: none"> <li>• Villages have secure access to land (A)</li> <li>• Land titling process result in unsustainable reduction of land surface (R)</li> </ul>	GIZ, MAF, MNRE, MOIC	5,000,000	0	0	5,000,000
OUTPUT 1.9. <u>Government supported to develop capacity for labour market information systems and policies</u> <sup>40</sup> (ILO)	<ul style="list-style-type: none"> <li>• No. of districts implementing strategy or components of it to generate jobs and income in rural areas (2010: 0, 2015: 10, MoV: Ministry of Planning reports)</li> <li>• Information from Labour force survey used for the policy planning (2010: No, 2015: Yes, MoV: policy documents)</li> <li>• Decree on employment promotion drafted (2010: No, 2015: Yes, MoV: draft decree)</li> <li>• No. of job seekers and employers using employment services per year (2010: 30, 2015: 10,000, MoV: MOLSW reports)</li> </ul>	<ul style="list-style-type: none"> <li>• Local governments are committed to rural job creation (A)</li> </ul>	MOLSW, MPI, MAF, LFTU, LNCCI, LWU, LYU, MOES	1,140,000	220,000	0	920,000
OUTPUT 1.10. <u>Government officials have knowledge on and national policy to eliminate hazardous forms of child labour</u> (ILO)	<ul style="list-style-type: none"> <li>• Department of Statistics publishes data on child labour incidence on hazardous work (2010: No, 2012: Yes, MoV: survey report)</li> <li>• Long-term national action plan on hazardous forms of child labour drafted (2010: No, 2015: Yes, MoV: draft action plan)</li> </ul>	<ul style="list-style-type: none"> <li>• Government uses evidence from newly available data on hazardous forms of child labour for policy-making (A)</li> </ul>	MOLSW, LFTU, LNCCI, LWU, LYU, MOES, NCMC	1,100,000	100,000	0	1,000,000
OUTPUT 1.11. <u>Local authorities better able to deal with challenges and opportunities of urbanization</u> (UN-HABITAT)	<ul style="list-style-type: none"> <li>• National Urban Forum established (2010: No, 2015: Yes, MoV: annual reports from DHUP-MPWT)</li> <li>• Pilot on decentralization of basic services and urban-rural linkages (2010: No, 2012: Yes, MoV: annual reports from DHUP-MPWT)</li> <li>• No. of small towns where a Urban Inequities Survey (UIS) was conducted (2010: 0, 2015: 35, MoV: DoS UIS reports)</li> </ul>	<ul style="list-style-type: none"> <li>• Stakeholders in the urban sector remain committed to participatory urban processes, including capacity building and monitoring (A)</li> </ul>	DOS, DHUP/MPWT	1,430,000	175,000	0	1,255,000

36 - A baseline survey for the project in Huaphanh is being conducted as of April 2011. The survey results will be compiled and released by the end of 2011

37 - A baseline survey for the project in Huaphanh is being conducted as of April 2011. The survey results will be compiled and released by the end of 2011

38 - A baseline survey for the project in Huaphanh is being conducted as of April 2011. The survey results will be compiled and released by the end of 2011

39 - The Drug Control Master Plan include nine subject matter pillars, not only inclusive and sustainable economic development for ex-poppy cultivating communities, but also criminal justice responses to drug trafficking, and drug demand reduction and rehabilitation. This output focuses primarily on support to inter-agency coordination on implementation of the overall Master Plan.

40 - including implementation of rural employment programme at the local level and skills standard upgrade in construction, tourism and automotive sectors

OUTPUT 1.12. Opportunities for new livelihoods linked to culture and development, the creative sector, and intangible cultural heritage explored (UNESCO)	<ul style="list-style-type: none"> <li>Policy and action plan for the Convention of Intangible Cultural Heritage drafted (2010: No, 2015: Yes, MoV: policy and action plan document)</li> </ul>	<ul style="list-style-type: none"> <li>MIC and affiliated authorities at lower levels are able to protect its intangible cultural heritage against increasing competitions (A)</li> </ul>	MIC (IP)	500,000	0	0	500,000
OUTPUT 1.13. Implementing partners are better able to manage for development results, harmonization and accountability based on the Vientiane Declaration (UNDP)	<ul style="list-style-type: none"> <li>% of new UNDP project documents along with the results matrices endorsed by DIC as gender-responsive and results-based with SMART indicators (2010: N/A, by 2015: 100%, MoV: joint desk review by DIC and UNDP)</li> <li>Availability of a draft set of updated national ODA grant project cycle management policies, procedures, tools, check-lists and document templates, for approval (2010: not developed yet, by 2015: a complete set approved and rolled out, MoV: joint review by the Government and UNDP)</li> </ul>	<ul style="list-style-type: none"> <li>Difference between Government policies and donor requirements hinder full use of national systems (R)</li> <li>Government maintains the current stance of allowing donor-specific requirements (A)</li> </ul>	DIC/MPI (IP)	1,320,000	1,200,000	0	120,000
OUTPUT 1.14. Government at central and provincial level increase aid and development effectiveness through the Round Table Process (UNDP)	<ul style="list-style-type: none"> <li>No. of successful Round Table Meetings and Implementation Meetings supported by UNDP (2010: 1, 2015: 4, MoV: RTM and RTIM meeting reports)</li> <li>Availability of functioning ODA Database (2010: No, 2015: Yes, MoV: Aid Management Platform for Laos)</li> <li>RTP forums better aligned to support achievements of 7th Plan goals (2010: No; 2015: Yes; MoV: RTM and SWG meeting reports)</li> <li>Aid Flows are aligned on national priorities (2007: 66%, 2015: TBC, MoV: Surveys on Monitoring the Paris Declaration, Indicator #8)</li> </ul>	<ul style="list-style-type: none"> <li>Government remains committed to use the national Round Table Process as platforms for aid coordination and aid effectiveness (A)</li> </ul>	MPI, MOFA, line ministries, provinces	2,846,850	1,450,000	0	1,396,850
OUTPUT 1.15. Strengthening institutional and national capacities related to standard, metrology, testing and quality (UNIDO)	<ul style="list-style-type: none"> <li>No. of regulations, standard, quality, metrology developed (2010: TBC, 2015: TBC, MoV: TBC)</li> <li>No. of laboratories that are being set up (2010: TBC, 2015: TBC, MoV: TBC)</li> <li>No. of producers/customers using the service of laboratories (2010: TBC, 2015: TBC, MoV: TBC)</li> <li>No. of standard and qualities that are issued to producers (2010: TBC, 2015: TBC, MoV: TBC)</li> </ul>		Ministry of Science and technology	548,750	0	548,750	0
OUTPUT 1.16. Enhancing SME development through integrated local economic development (UNIDO)	<ul style="list-style-type: none"> <li>No. of SME (2010: TBC, 2015: TBC, MoV: TBC)</li> <li>Diversified economic based and enterprise development promoted (2010: No, 2015: Yes, MoV: Project Progress Report)</li> <li>Enabling environment supports SME development (2010: No, 2015: Yes, MoV: Project Progress Report)</li> </ul>		Ministry of industry and commerce (SMEPDO)	300,000	0	0	300,000
OUTPUT 1.17. Enhancement of the statistical and analytical capacities of the government for the formulation of industrial policies (UNIDO)	<ul style="list-style-type: none"> <li>No. of trained IT specialist and statisticians of NSC and MOIC (2010: TBC, 2015: TBC, MoV: TBC)</li> <li>2008 International Recommendations for Industrial Statistics (IRIS 2008) introduced to DOI (2010: No, 2015: Yes, MoV: Project Progress Report)</li> </ul>		Ministry of industry and commerce (Department of Industry)	736,620		0	736,620





## Outcome 02

Customers at the One Door Service Centre in Sekong town © UNDP/Philippe Perret

## NATIONAL PRIORITY

### 7<sup>th</sup> NSEDP specific directions and tasks:

- 7 / 1. Strengthening government authority representative agencies and enhancing people's participation
- 7 / 2. Public Administration development
- 7 / 3. Laws and legal system development

### Sectoral plans:

- Strategic Plan on Governance 2011-2015
- Public Service Implementation Strategy
- Legal Sector Master Plan 2020

Result (agency)	Indicators, Baseline, Target, MoV	Risks/ Assumptions	Partners	Indicative Resources (in US\$)			
				Total	Core/ Regular	Non core/Ex- tra mobilized/ committed	Non Core extra, to be mobilized
<p><b>OUTCOME 2</b> By 2015, the poor and vulnerable benefit from the improved <u>delivery of public services</u>, an effective <u>protection of their rights</u> and greater <u>participation in transparent decision making</u> (UNDP - ILO, UNAIDS, UNCDF, UNFPA, UN-HABITAT, UNIAP, UNICEF, UNICRI, UNODC, UN Women)</p>	<ul style="list-style-type: none"> <li>• Law on local administration revised to empower local administration to manage service delivery (2010: No, 2015: Yes, MoV: National Assembly Gazette)<sup>41</sup></li> <li>• Progress towards use of citizens report cards surveys on accessibility, affordability, and quality of services<sup>42</sup> (2010: 1 point, 2015: 4 points, MoV: survey reports)</li> <li>• No. of civil servants trained by the National Civil Service Training Centre per year (2010: 237, 2015: 750, MoV: MOHA)</li> <li>• No. of towns that implement pro-poor water governance (2011: 0, 2015: 8, MoV: Annual Sector Investment Plan-DHUP/MPWT)</li> <li>• Progress towards implementation of Legal Sector Master Plan strategic directions<sup>43</sup> (2010: 0 points, 2015: 3 points, MoV: LSMP secretariat)<sup>44</sup></li> <li>• Progress towards "Law on laws" on unified standards to draft laws<sup>45</sup> (2011: 0 points, 2015: 2 points, MoV: Official Gazette)</li> <li>• Civil Service Code of Conduct approved (2010: No, 2012: Yes, MoV: PMO)</li> <li>• No. of provinces with at least one legal aid clinic providing for poor and vulnerable (2011: 1, 2015: 17, MoV: LBA)</li> <li>• Progress towards a legal framework for establishment of local councils<sup>46</sup> (2011: 0 points, 2015: 2 points, MoV: NA Gazette, PMO decree)<sup>47</sup></li> <li>• % of new laws and bills accompanied by technical analysis, fact finding reports, or legislative studies on impact on poor and vulnerable groups per year (2011: 0%, 2015: 15%, MoV: mission reports, NA Gazette)</li> <li>• % of senior level (level 5 upwards) civil servants who are women (2008: 16%, 2015: 25%, MoV: National Statistics on Civil Servants)</li> </ul>						
<p>OUTPUT 2.1. The National Assembly is able to better perform its oversight, legislative and representational roles (UNDP, UNAIDS, UNFPA, UNICEF, UNODC, UN Women – Joint Programme)</p>	<ul style="list-style-type: none"> <li>• No. of National Assembly (NA) members with improved skills in legislative drafting and review (2011: 52%, 2015: 80%, MoV: NA Law Committee)</li> <li>• No. of NA fact finding missions undertaken (2011: 1, 2015: 8)</li> <li>• No. of new laws adopted or revised in line with international treaty obligations which are available to the public (2010: 89 laws, 2015: 115, MoV: Official Gazette)</li> <li>• % of complaints and petitions per year processed and documented at the NA (2010: 0 points, 2015: 3 points, MoV: NA complaints department)<sup>48</sup></li> <li>• No. of new or revised legislation on gender based violence adopted in line with CEDAW and CRC recommendation (2011: 3, 2015: 5<sup>49</sup>, MoV: Official Gazette)</li> <li>• No. of new legislation reviewed from a gender perspective in compliance with CEDAW and CRC (2011: N/A, 2015: 8, MoV: NA reports)</li> </ul>	<ul style="list-style-type: none"> <li>• National Assembly and government fully committed to CEDAW and CRC implementation (A)</li> <li>• Insufficient resources to fully implement the programme (R)</li> </ul>	National Assembly, LWU, LaoNCAW, MoJ	2,435,000	435,000	575,000	1,625,000

41 - This indicator and the indicators below refer to the public service aspects of the outcome

42 - Scale of progress from 1 to 4 points: a) 1 point = 1 CRC undertaken; b) 2 points = 2 CRCs undertaken; c) 3 points = >5 CRCs undertaken; d) 4 points = credible evidence exists that some CRC recommendations are addressed at sectoral level

43 - Scale of progress from 0 to 3 points: a) 1 point = Inter-ministerial working group established; b) 1 point = National leading board on governance established; 1 point = LSMP implementation programme fully funded

44 - This indicator and the indicators below refer to the rights aspects of the outcome

45 - Scale of progress from 0 to 2 points: a) 1 point = "law on laws" adopted; b) 1 point = 5-year schedule exists

46 - Scale of progress from 0 to 2 points: a) 1 point = Law on establishment of local councils passed by National Assembly; b) 1 point = decree on establishment of local councils by Prime Minister's Office exists

47 - This indicator and the indicators below refer to the participation aspects of the outcome

48 - Scale of progress from 0 to 3 points: a) 0 = complaints are received per hotline and a summary forwarded to NA members; b) 1 point = all complaints are shared and documented; c) 2 points = hotline is open year round; d) 3 points = all complaints are followed up upon and follow up actions are documented

49 - Civil and penal law; law on protection and promotion of women

<p>OUTPUT 2.2. Improved capacity of the <u>civil Service</u> at national and sub-national level to better <u>manage</u> and <u>deliver services</u> to the poor<sup>50</sup> (UNCDF, UNDP – Joint Programme), UNICEF</p>	<ul style="list-style-type: none"> <li>No. of One-Door-Service Centres operational (2010: 13, 2015: 50, MoV: MOHA)</li> <li>No. of districts benefiting from decentralized fiscal transfers (2010: 35, 2015: 70, MoV: MOHA/PMO)</li> <li>No. of Local Governments implementing their plan and budget according to approved annual plan per year (2011: 35, 2015: 70, MoV: MOHA)</li> <li>National and sub-national capacity development initiatives (GPAR Fund) (2011: 10, 2015: 30, MoV: MOHA)</li> <li>No. of Local Governments implementing integrated planning and budgeting in coordination with sectoral departments (especially health and education) to remove bottlenecks to service delivery (2011: 0, 2015: 2, MoV MPI/MOHA)</li> <li>No. of sectors applying the decree on remuneration of civil servants in remote areas (2011: 0, 2015: 2, MoV: MOHA, MOES, MOH)</li> <li>No. of sectors that are applying roles and responsibilities of functions at the central and sub-national levels, in line with the national law on public administration and guidance on job descriptions (2011: 0, 2015: 2, MoV: MOHA, MOES, MOH)</li> </ul>	<ul style="list-style-type: none"> <li>Government approves new national programme in time (A)</li> <li>Insufficient financial support from Development Partner and Government for expansion in coverage (R)</li> </ul>	<p>MOHA, CCOP, MoF, MPI, NCMC, Provincial Admin., Line Ministries and Departments</p>	<p>5,608,000 (UNICEF)</p>	<p>3,031,240 (UNDP) 7,500,000 (UNCDF)</p>	<p>608,000 (UNICEF)</p>	<p>631,240 (UNDP) 1,500,000 (UNCDF)</p>	<p>5,000,000 (UNICEF)</p>	<p>2,400,000 (UNDP) 6,000,000 (UNCDF) 5,000,000 (UNICEF)</p>
<p>OUTPUT 2.3. <u>Labour migration policy and mechanisms</u> developed and adopted to protect Laotian migrant workers from exploitation and abuse during recruitment and employment (ILO, UN Women)</p>	<ul style="list-style-type: none"> <li>Knowledge and awareness of safe and legal migration among potential and intending migrant workers (2011: TBC<sup>51</sup>, MoV: ILO surveys)</li> <li>No. of provincial Migration Resource centres (2011: 0, 2015: 6, MoV: MOLSW reports)</li> <li>Sex-disaggregated data system in place in MOLSW (2011: No, 2015: Yes, MOV: MOLSW report)</li> </ul>	<ul style="list-style-type: none"> <li>MOLSW continues to improve the process of regular migration and services provided to make it more efficient and cost benefit (A)</li> </ul>	<p>MOLSW, LNCCI, LFTU, LWU, LYU, LaoNCAW, MOFA and MPI</p>	<p>200,000 (UN Women)</p>	<p>600,000 (ILO)</p>	<p>0 (ILO) 0 (UN Women)</p>	<p>0 (ILO) 200,000 (UN Women)</p>	<p>0 (ILO) 200,000 (UN Women)</p>	
<p>OUTPUT 2.4. The <u>Legal Sector Master Plan</u> is effectively implemented advancing the Rule of Law and accelerated realization and protection of human rights (OHCHR, UNDP, UNICEF, UNICRI, UNODC, UN Women)</p>	<ul style="list-style-type: none"> <li>% of accepted 74 Universal Periodic Review Recommendations which are fully implemented (2010: 0%, 2014:100%, MoV: 2014 UPR report)</li> <li>% of new laws drafted/existing laws revised in line with international treaty obligations (2010: 0%/40, 2015:100%/80%, MoV: National Assembly Official Gazette)</li> <li>National Committee or Agency for the Protection of Human Rights established in line with the Paris principles relating to the national human rights institutions (2010: No; 2015: Yes, MoV: Official Gazette)</li> <li>Progress towards a functioning monitoring system for enforcement of laws<sup>52</sup> (2010: 0 points, 2015: 2 points, MoV: PSC)</li> <li>Fully functioning National Database on legislation and legal resource<sup>53</sup> (2010: 0 points, 2015: 2 points, MoV: database)</li> <li>Progress towards a functioning Government led joint coordination mechanism for juvenile justice at national and sub-national levels<sup>54</sup> (2010: 0 points, 2015: 5 points)</li> <li>No. of CRC recommendations including observations addressed by government (2011: 0, 2015: 10)</li> </ul>	<ul style="list-style-type: none"> <li>Government is committed to the implementation of the Legal Sector Master Plan (A)</li> <li>Development Partners commit funding to support implementation of LSMP (R)</li> <li>Government fully committed to the implementation of UPR recommendations (A)</li> <li>Rotation of Government staff (R)</li> </ul>	<p>MoJ, SJA, PSC, OSPP, MOPS, LWU, LaoNCAW, Village Mediation Units, Lao Bar Association</p>	<p>50,000 (UN Women), 64,000 (OHCHR)</p>	<p>4,340,000 (UNDP), 2,100,000 (UNICEF) 100,000 (UNICRI), 50,000 (UNODC)</p>	<p>0 (UN Women), 0 (OHCHR)</p>	<p>1,240,000 (UNDP), 300,000 (UNICEF) 0 (UNICRI), 0 (UNODC)</p>	<p>2,312,000 (UNDP), 1,800,000 (UNICEF) 100,000 (UNICRI), 50,000 (UNODC) 0 (UN Women), 64,000 (OHCHR)</p>	

50 - This output will be closely coordinated with the outputs by UNICEF, WHO, UNFPA in priority area 'Human Development' as it also deals with the improvement of service delivery at local levels

51 - Baseline survey will be conducted in 05/2011

52 - Scale of progress from 0 to 2 points: a) 0 point = monitoring system not available; b) 1 point = system established; c) 2 points = established and fully operational

53 - Scale of progress from 0 to 2 points: a) 0 point = not available; b) 1 point = database established; c) 2 points = database established and publicly accessible

54 - Scale of progress from 1 to 7 points: a) 1 point = recurrent costs met by Government; b) 1 point = joint coordination body established; c) 1 point = roles and responsibilities are endorsed; d) 1 point = annual plan jointly developed and implemented; d) 3 points = Less than 130 children in detention from children 240 in 2010)

<p>OUTPUT 2.5. The Government is able to effectively fight corruption (UNDP, UNODC)</p>	<ul style="list-style-type: none"> <li>• UNCAC implementation review completed (2011: No, 2015: Yes, MoV: UNCAC Implementation Review Group reports)</li> <li>• Progress towards amending national anti-corruption legislation in line with UNCAC's requirement<sup>55</sup> (2015: 0 point, 2015: 2 points, MoV: draft amendments)</li> <li>• % of officers of the Government Inspection Authority having received training on UNCAC and the national anti-corruption law (2010: 0%, 2015: 20%, MoV: project progress reports)</li> <li>• % of prosecutors, judges and police officers having received training on UNCAC and the national anti-corruption law (2010: 0%, 2015: 10%, MoV: project progress reports)</li> </ul>	<ul style="list-style-type: none"> <li>• Government's commitment to fight against corruption (A)</li> <li>• Unstable assignment of focal point officers on the side of Government partner agencies (R)</li> </ul>	<p>GIA, OSPP, PSC, MOPS</p>	<p>1,018,000 (UNODC) 200,000 (UNDP)</p>	<p>0 (UNODC) 0 (UNDP)</p>	<p>0 (UNODC) 0 (UNDP)</p>	<p>1,018,000 (UNODC) 200,000 (UNDP)</p>
<p>OUTPUT 2.6. Government is better able to prevent and combat human trafficking (UNIAP, UNODC)</p>	<ul style="list-style-type: none"> <li>• Prime Minister's Office approved National Plan of Action on Human Trafficking (2010: No, 2015: Yes, MoV: PMO) (UNIAP)</li> <li>• Anti-Human Trafficking Law drafted (2010: No, 2013: Yes, MoV: draft law) (UNIAP, UNODC)</li> <li>• No. of legal and law enforcement officials trained (2011: 300, 2013: 800, MoV: project progress report) (UNODC)</li> </ul>	<ul style="list-style-type: none"> <li>• Government remains committed to implement the National Plan of Action on Human Trafficking (A)</li> <li>• Government remains committed to drafting Anti-Human Trafficking Law (A)</li> </ul>	<p>MOJ, MOPS, OSPP, PSC, MOH, NA, LWU, NUoL, LBA, PMO, MOLSW, NCMC, LaoNCAW</p>	<p>750,000 (UNODC) 90,000 (UNIAP)</p>	<p>0 (UNODC) 20,000 (UNIAP)</p>	<p>500,000 (UNODC) 0 (UNIAP)</p>	<p>250,000 (UNODC) 70,000<sup>56</sup> (UNIAP)</p>
<p>OUTPUT 2.7. Government officers are better able to apply the existing criminal and civil law from arrest to prosecution<sup>57</sup> (OHCHR, UNICRI, UNICEF, UNODC)</p>	<ul style="list-style-type: none"> <li>• Progress towards lawyers, judges, investigators, prosecutors and policemen equipped with the knowledge and skills to apply existing criminal and civil law from arrest to prosecution<sup>58</sup> in line with international human rights standard (2011: 0 points, 2015: 5 points, MoV: training records)</li> <li>• Progress towards lawyers, judges, investigators, prosecutors and policemen equipped with the knowledge and skills to apply international juvenile justice standards in the application of national laws<sup>59</sup> (2011: 0 points, 2015: 5 points, MoV: training records)</li> <li>• Progress towards judges, prosecutors, policemen and drug control officers equipped with the knowledge and skills to apply the Law on Drugs and related criminal law<sup>60</sup> (2011: 0 point, 2015: 3 points, MoV: Project reports)</li> <li>• Network of legal professionals equipped with the knowledge to apply national laws and influence change meet to share best practices and lessons learnt<sup>61</sup> (2011: 0 point, 2015: 3 points)</li> </ul>	<ul style="list-style-type: none"> <li>• Government continues commitment and leadership to developing the officers' capacity to apply national law in line with ratified treaties (A)</li> <li>• Sufficient experts are available to run trainings (A)</li> <li>• Lack of coordination and collaboration amongst key stakeholders (R)</li> <li>• Trained officers shuffled around in other areas of expertise (R)</li> </ul>	<p>PSC, OSPP, MoJ, MOPS, Lao Bar Association, Village Mediation Units</p>	<p>2,000,000 (UNICRI) 1,000,000 (UNICEF) 1,283,000 (UNODC)</p>	<p>0 (UNICRI) 200,000 (UNICEF) 0 (UNODC)</p>	<p>0 (UNICRI) 0 (UNICEF) 184,000 (UNODC)</p>	<p>2,000,000 (UNICRI) 800,000 (UNICEF) 1,099,000 (UNODC)</p>
<p>OUTPUT 2.8. People in Lao PDR have greater access to information and more opportunities to participate in planning and decision-making as well as monitoring and implementation of national and sub-national development plans (UNDP)</p>	<ul style="list-style-type: none"> <li>• No. of registered Not-for-Profit Associations -NPAs (2010: 1<sup>62</sup>, 2015: 100, MoV: registrations issued)</li> <li>• No. of community radios on air (2010: 4, 2015: 15, MoV: MIC)</li> <li>• Participatory local planning policy and guideline in place (2010: No, 2015: Yes, MoV: policy and guideline issued)</li> <li>• NA hotline permanently open (2010: No, 2015: Yes, MoV: NA complaints department)</li> </ul>	<ul style="list-style-type: none"> <li>• Government committed to further improve people's participation and participation of Civil Society in line with the 7th NSEDP and Strategic Plan on Governance (A)</li> </ul>	<p>MOHA, Provincial Adm., Provincial Offices of Governors, MPI, MIC, National Assembly</p>	<p>3,200,000</p>	<p>800,000</p>	<p>200,000</p>	<p>2,200,000</p>

55 - Scale of progress from 0 to 3 points: a) 0 point = No draft amendment; b) 1 point = draft amendment on criminalization; c) 2 points = draft amendment on criminalization and international cooperation; d) 3 points = draft amendment on criminalization, international cooperation and asset recovery (UNODC)

56 - To be mobilized among UN agencies

57 - People's Supreme Court, Office of the Supreme People's Prosecutor, Ministry of Justice, Ministry of Public Security, Lao Bar Association, and Village Mediation Units.

58 - Scale of progress from 0 to 5 points: a) 1 point = the total number of lawyers, judges, investigators, prosecutors and policemen eligible for training in 2012 established; b) 2 points = 10-20% of eligible lawyers, judges, investigators, prosecutors, policemen equipped with the knowledge and skills to apply existing criminal and civil law in the Lao PDR; c) 3 points = 20-30%; d) 4 points = 30-40%; e) 5 points = 40-50%

59 - Scale of progress from 0 to 5 points: a) 1 point = the total number of lawyers, judges, investigators, prosecutors and policemen eligible for training in 2012 established; b) 2 points = 10-20% of eligible lawyers, judges, investigators, prosecutors, policemen equipped with the knowledge and skills to apply international juvenile justice standards in the application of national laws in the Lao PDR; c) 3 points = 20-30%; d) 4 points = 30-40%; e) 5 points = 40-50%

60 - Scale of progress from 0 to 5 points: a) 1 point = the total number of lawyers, judges, investigators, prosecutors, policemen and drug control officers for training in 2012 established; b) 2 points = 10-20% of eligible lawyers, judges, investigators, prosecutors, policemen, drug control officers equipped with the knowledge and skills to apply the Law on Drugs and related criminal law in the Lao PDR; c) 3 points = 20-30%; d) 4 points = 30-40%; e) 5 points = 40-50%

61 - Scale from 0 to 3 points: a) 0 point = ad hoc meetings; b) 1 point = once a year meetings; c) 2 points = twice a year meetings; d) 3 points = quarterly basis

62 - As of Feb 2011, 64 APAs have submitted their applications for the registration (33 existing and 31 new NPA); 15 NPAs got permission to establish their mobilization committees; 3 NPAs received a temporary license; 1 NPA receives a full license/registration

OUTPUT 2.9. Support to Macro-reforms for improved efficiency, accountability and transparency in public administration (UNDP)	<ul style="list-style-type: none"> <li>Regulations to implement Civil Service Code of Conduct exist (2010: No, 2012: Yes, MoV: PMO)</li> <li>Competence and merit-based civil service performance management system in place<sup>63</sup> (2010: No, 2015: Yes, MoV: MOHA)</li> <li>Revision of Law on Local Government<sup>64</sup> (2010: 0 points, 2015: 2 points, MoV: draft law)</li> </ul>	<ul style="list-style-type: none"> <li>Ratification of regulations by the multiple agencies of government (A)</li> <li>Delay in steps to move technical staff from civil service (R)</li> <li>Delays in completing provincial pilot of performance (R)</li> </ul>	MOHA, CCOP, MoF, MPI, Prov. Adm., Line Ministries and Depts.	2400,000 (UNDP)	800,000 (UNDP)	0 (UNDP)	1,600,000 (UNDP)
OUTPUT 2.10. National law on drugs and crime is updated and implemented according to ratified international treaties (UNODC)	<ul style="list-style-type: none"> <li>Interpretation guidelines or draft amendment to existing drug control law, criminal law and/or criminal procedure law (2010: 0 point, 2015: 2 points, MoV: project progress reports, Government's reports)<sup>65</sup></li> <li>No. of new NA members participating in awareness raising sessions on gaps between national law and ratified treaties on drugs and crime (2010: 0, 2015: 50, MoV: SELNA reports)</li> </ul>	<ul style="list-style-type: none"> <li>Government continues commitment to developing the officers' capacity to apply law on drugs and crime and to developing national law in line with ratified treaties (A)</li> <li>Unstable assignment of focal point officers on the side of Government partner agencies (R)</li> </ul>	MOJ, LCDC, MOPS, OSPP, PSC, MOH, NA	1,120,000	0	120,000	1,000,000
OUTPUT 2.11. Sector reforms supported for more pro-poor water and sanitation governance (UN-HABITAT, UNICEF)	<ul style="list-style-type: none"> <li>Strategy on pro-poor water governance drafted (2011: No, 2015: Yes, MoV: strategy document report)</li> <li>No. of utilities that operationalize a gender action plan (2011: 0, 2015: 12, MoV: Annual Sector Investment Plan-DHUP/MPWT)</li> </ul>	<ul style="list-style-type: none"> <li>Donors align with implementation of pro-poor water strategy (A)</li> </ul>	MPWT (IP)	570,000 (UN-HABITAT) 450,000 (UNICEF)	150,000 (UN-HABITAT) 150,000 (UNICEF)	0 (UN-HABITAT) 0 (UNICEF)	420,000 (UN-HABITAT) 300,000 (UNICEF)
OUTPUT 2.12. New Labour Legislation adopted with social dialogue mechanisms to ensure industrial peace and institutionalized (ILO)	<ul style="list-style-type: none"> <li>New Labour Legislation adopted with the provision on labour disputes mechanism and procedures (2011: No, 2015: Yes, MoV: draft decree)</li> <li>Formal mechanisms to settle labour disputes established and functional (2011: No, 2015: Yes)</li> <li>Formal mechanism to determine the minimum wage established (2011: nil, 2015: Yes)</li> <li>% of labour dispute cases per year which were settled (2011: TBC<sup>66</sup>; MoV: MOLSW reports)</li> </ul>	<ul style="list-style-type: none"> <li>Tripartite agreement to create the mechanism and develop the legislation (A)</li> <li>Tripartite mechanism to determine the minimum wage (A)</li> </ul>	MOLSW, LNCCI and LFTU	500,000	50,000	0	450,000
OUTPUT 2.13. The justice sector strengthened to respond to the needs of women and promote and protect women's human rights (UN Women)	<ul style="list-style-type: none"> <li>Curricular established in law school that incorporate CEDAW principles (2011: No, 2015: Yes, MoV: curricular document)</li> <li>CEDAW compliant strategy and guidelines within justice sector exist (2011: No, 2015: Yes, MoV: strategy and guidelines document)</li> <li>No. of judges and legal aid providers equipped with skills to respond to needs of women and protect women's human rights (pending baseline study in 2011)</li> </ul>	<ul style="list-style-type: none"> <li>Justice sector remains committed to CEDAW (A)</li> <li>Lack of resources to replicate interventions (R)</li> </ul>	MOJ, Village Mediation Units, Judiciary, LaoNCAW, LWU	300,000	0	300,000	0

63 - Performance appraisals and promotions of civil servants based on new civil service performance management system

64 - Scale of progress from 0 to 2 points: a) 0 point = not revised; b) 1 point = revised but not passed; c) 2 points = revised and passed

65 - Scale of progress from 0 to 3 points: a) 0 point = No interpretation guideline or draft amendment to any law; b) 1 point = interpretation guidelines or draft amendment to any one of the three laws; c) 2 points = guidelines or draft amendment to two of the three laws; d) 3 points = guidelines or draft amendment to all the three laws. (UNODC)

66 - Indicator baseline pending the establishment of a formal mechanism for labour dispute settlement



## Outcome 03

Enrollment in primary school is 92% but significant geographic and gender disparities remain  
© UNDP/Philippe Pernet

## NATIONAL PRIORITY

7th NSEDP specific directions and tasks: 3 / I. Education and Human Resource Development

Sectoral plans:

National Education System Reform Strategy 2011-2015

Education Sector Development Framework 2009-2015

Education For All National Plan of Action 2007-2015

Legal Sector Master Plan 2020

Result (agency)	Indicators, Baseline, Target, MoV	Risks/ Assumptions	Partners	Indicative Resources (in US\$)			
				Total	Core/ Regular	Non core/ Extra mobilized/ committed	Non Core extra. to be mobilized
<p><b>OUTCOME 3</b> By 2015, under serviced communities and people in education priority areas benefit from equitable quality <u>education and training</u> that is relevant to the labour market (UNICEF - ILO, UNESCO, UN-HABITAT, WFP) UNFPA*</p>	<ul style="list-style-type: none"> <li>Gross pre-school enrolment rate for girls and boys: 2010: 22.1% (22.3% girls, 22.0% boys); Target 2015: 39% for girls and boys; MoV: EMIS; LSIS<sup>70</sup></li> <li>Net primary enrolment rate for girls and boys: 2010: 92.7% (91.7 % girls, 93.7 % boys) Target 2015: 98% for girls and boys<sup>71</sup>; MoV: EMIS; LSIS</li> <li>Gross lower secondary enrolment rate for girls and boys: 2010: 60.2% (55.5% girls, 64.6 boys); Target 2015: 75% for girls and boys; MoV: EMIS; LSIS</li> <li>% of girls and boys starting grade 1 who reach grade 5: 2010: 71.1% (72.0% girls, 71.0% boys); 2015: 98% for girls and boys<sup>72</sup>, MoV: EMIS, LSIS</li> <li>Transition rate from primary to lower secondary for girls and boys: 2010: 80.7% (78.7% girls, 82.6% boys), 2015: 85% for girls and boys<sup>73</sup>, MoV: EMIS; LSIS</li> <li>Literacy rate in age group 15-24 years<sup>74</sup>: 2009: 64%, 56% women, 72% men, 2015: 99%, MoV: EMIS LSIS</li> </ul>						
<p>OUTPUT 3.1. Government has the capacity to effectively <u>coordinate, plan, implement and monitor</u> education sector development<sup>75</sup> (UNESCO, UNICEF, WFP)</p>	<ul style="list-style-type: none"> <li>Disaggregated EFAInfo data integrated within the MOE Education Management Information System and used by MOE at central, provincial and district level for planning, budgeting, monitoring and strengthening policies (2010: No, 2015: Yes, MoV: MOE reports) (UNICEF, UNESCO) % of global education indicators on Aid Effectiveness improved.</li> </ul>	<ul style="list-style-type: none"> <li>Insufficient resources to fully implement the programme (R)</li> <li>Continuation of pro-poor equity-focused approach currently promoted by MOES (A)</li> </ul>	MOES (central, provincial and district levels), MPI/DOS	1,500,000 (UNESCO) 2,744,878 (UNICEF) 1,600,000 (WFP)	0 (WFP) 1,500,000 (UNESCO) 600,000 (UNICEF)	0 (UNESCO) 0 (UNICEF) 1,000,000 (WFP)	0 (UNESCO) 2,144,878 (UNICEF) 600,000 (WFP)
<p>OUTPUT 3.2. <u>Pre-school aged children</u>, especially girls in educationally disadvantaged communities, are better prepared for school (UNESCO, UNICEF, WFP)</p>	<ul style="list-style-type: none"> <li>% of girls and boys participating in community-based school-readiness programmes who exhibit adequate school readiness when entering primary school (Baseline: N/A; Target: 80% parity; MoV: MOE data/report) (UNICEF, UNESCO)</li> </ul>	<ul style="list-style-type: none"> <li>Continuation of pro-poor equity-focused approach currently promoted by MOES (A)</li> </ul>	MOES (central, provincial and district levels)	4,337,000 (WFP) 2,394,878 (UNICEF) 1781 (UNESCO)	0 (WFP) 140,000 (UNICEF) 1781 (UNESCO)	1,449,000 (WFP) 0 (UNICEF) 1781 (UNESCO)	2,254,878 (UNICEF) 1781 (UNESCO) 2,888,000 (WFP)

67 - Communities without a school within reasonable walking distance, or with only an 'incomplete' school, offering less than the full five years of primary

68 - Areas where net enrolment and primary completion rates for girls are lower than the national average (MOE definition)

69 - UNFPA will contribute to outcome 3 as part of its contribution under Outcome 4

70 - Lao Social Indicator Survey

71 - Education Sector Development Framework 2009-15; Inclusive Education Strategy and Action Plan 2011-2015 (draft); MDG 2/3

72 - Inclusive Education Strategy and Action Plan 2011-2015 (draft)

73 - EFA National Plan of Action 2003-15; Inclusive Education Strategy and Action Plan 2011-2015 (draft)

74 - MDG 2/3

75 - with focus on most remote and vulnerable populations

<p>OUTPUT 3.3. <u>Primary and secondary school-aged children, especially girls in educationally disadvantaged communities, are enrolled in and complete primary and secondary education that uses a life-skills approach</u><sup>76</sup> (UNESCO, UN-HABITAT, UNICEF, WFP) UNFPA<sup>77</sup></p>	<ul style="list-style-type: none"> <li>• % of targeted primary and secondary schools with functioning water and sanitation facilities (target 100%) (UNICEF, UNESCO)</li> <li>• % of targeted secondary schools meeting the national Quality Education Standards (2010: N/A, 2015: 80%; MoV: MOE data/records) (UNICEF, UNESCO)</li> <li>• % of primary and secondary schools with functioning water and sanitation facilities: 2008: 29.4%, 2015: 50%, MoV: EMIS (UNICEF, UN-HABITAT)</li> <li>• % of students participating in non-formal equivalency programmes who pass the primary completion exam (2010: N/A, 2015: 80%; MoV: MOE data/records) (UNICEF, UNESCO)</li> </ul>	<ul style="list-style-type: none"> <li>• Insufficient resources to fully implement the programme (R)</li> <li>• Recurrent flood emergencies require additional resources to repair/reconstruct schools. (R)</li> </ul>	<p>MOES (central, provincial and district levels)</p>	<p>6,300,244 (UNICEF), 1,650,000 (UNESCO) 1,500,000 (UN-HABITAT), 22,602,000 (WFP)</p>	<p>600,000 (UNICEF), 50,000 (UNESCO) 60,000 (UN-HABITAT), 0 (WFP)</p>	<p>0 (UNICEF), 300,000 (UNESCO) 0 (UN-HABITAT), 7,551,000 (WFP)</p>	<p>5,700,244 (UNICEF), 1,300,000 (UNESCO) 1,440,000 (UN-HABITAT), 15,051,000 (WFP)</p>
<p>OUTPUT 3.4. <u>The needs of disadvantaged children are addressed through curricula revisions in pre-primary, primary and secondary and teacher education</u> (UNICEF, UNESCO)</p>	<ul style="list-style-type: none"> <li>• Progress towards pre-school, primary and secondary pre-service and classroom teaching and learning materials developed with attention to gender and ethnic, linguistic and cultural diversity<sup>78</sup> (2010: 0 points, 2015: 3 points, MoV: MOE reports) (UNICEF)</li> </ul>	<ul style="list-style-type: none"> <li>• Continuation of pro-poor equity-focused approach currently promoted by MOES (A)</li> <li>• Insufficient resources to fully implement the programme (R)</li> </ul>	<p>MOES (central level)</p>	<p>700,000 (UNICEF) 200,000 (UNESCO)</p>	<p>200,000 (UNICEF) 50,000 (UNESCO)</p>	<p>0 (UNICEF) 0 (UNESCO)</p>	<p>500,000 (UNICEF) 150,000 (UNESCO)</p>
<p>OUTPUT 3.5. <u>Government and concerned industries have the capacity to develop and approve Skill Standards and Testing modules and certify the upgraded skills of workers</u> (ILO)</p>	<ul style="list-style-type: none"> <li>• No. of Skill Standards and Testing Modules approved (2011: 10, 2015: 20; MoV: MOLSW data)</li> <li>• Institution functioning to certify the upgraded skills of workers (2010: No, 2015: Yes, MoV: MOLSW data)</li> </ul>	<ul style="list-style-type: none"> <li>• Decree defines roles of concerned ministries and MOLSW is responsible for testing and certifying (A)</li> <li>• ment does not apply skills standard</li> </ul>	<p>MOLSW, MOES, concerned Private sectors and industries</p>	<p>500,000</p>	<p>70,000</p>	<p>0</p>	<p>430,000</p>

<sup>76</sup> - including in emergency situations

<sup>77</sup> - UNFPA will contribute to this output as part of its contribution under Outcome 4

<sup>78</sup> - Scale of progress from 0 to 3 points: a) 1 point = pre-school pre-service and classroom teaching and learning materials developed with attention to gender and ethnic, linguistic and cultural diversity; b) 1 point = primary pre-service and classroom teaching and learning materials developed; c) 1 point = secondary pre-service and classroom teaching and learning materials developed





## Outcome 04

Midwife examines an expectant mother at the health centre in Phontong district, Champassack province © UNFPA

## NATIONAL PRIORITY

7th NSEDP specific directions and tasks: 3 / II. Health and Nutrition

Sectoral plans:

7th Health Sector Development Plan 2011-2015

Strategy and Planning Framework for the Integrated Package of Maternal Neonatal and Child Health Services 2009-2015

National Strategy on Rural Water Supply and Environmental Health 2011-2015

Strategic Plan for Social Welfare Development for 2011-2020

Result (agency)	Indicators, Baseline, Target, MoV	Risks/ Assumptions	Partners	Indicative Resources (in US\$)			
				Total	Core/ Regular	Non core/ Ex- tra mobilized/ committed	Non Core extra. to be mobilized
<p><b>OUTCOME 4</b> By 2015, people in Lao PDR benefit from more equitable promotive, preventive, curative and rehabilitative health and social welfare services (<i>WHO - ILO, UNFPA, UN-HABITAT, UNICEF, UNO-DC</i>)</p>	<ul style="list-style-type: none"> <li>DPT3 coverage (2006: 31.8%; 2015: 90%, MoV: MICS 2006, LSIS 2011, National Census 2015)</li> <li>Out of pocket expenditure as % of private expenditure on health (2008: 76.1%, 2015: to be determined in consultation with MoH, MoV: WHO estimates/NHA)</li> <li>Tobacco use in adults (2008: 19%; 2015: 9%, MoV: STEPS survey 2008; 2015)</li> <li>% of women who desire to delay or prevent pregnancy who are not currently using contraceptive methods (2011: TBC<sup>79</sup>, 2015: TBC, LSIS)</li> <li>% of births attended by trained health worker<sup>80</sup> (2011: TBC, 2015: 50%, LSIS)</li> <li>Progress towards availability of disaggregated health data<sup>81</sup> (2010: 0 points, 2015: 3 points, MoV: HMID Annual Report)</li> <li>% of people using improved drinking water : 57% [UNICEF-WHO Joint Monitoring Programme 2008 Lao PDR]; Target 80% (NSEDP) [MICS, NHS, LSIS]</li> <li>% of people using improved sanitation facilities: 53% [UNICEF-WHO Joint Monitoring Programme 2008 Lao PDR]; Target 60% (NSEDP) [MICS 2006; DHS 2001; LSIS]</li> <li>No. of provinces that have indicator-based and events-based surveillance systems with reports reaching National level (2010: 8, 2015: 17, MoV: MOH/ CSR-WHO)</li> <li>Progress towards a National Social Welfare Development Strategy (2011: 0, 2015: 6), MoV: Annual MoLSW reports)</li> </ul>						
<p>OUTPUT 4.1 Health systems are better governed, financed, staffed and have better management, data, products and technology<sup>82</sup> (<i>UNICEF, WHO</i>) <i>UNFPA</i><sup>#63</sup> <i>WFP</i><sup>*</sup></p>	<ul style="list-style-type: none"> <li>Outpatient visits per person per year (2010: 0.25, 2015: to be determined, HMIS)</li> </ul>	Ability of government to provide sufficient resources (A)	GoL	1,450,000 (WHO) 800,000 (UNICEF)	538,000 (WHO) 200,000 (UNICEF)	608,000 (WHO) 200,000 (UNICEF)	304,000 (WHO) 400,000 (UNICEF)
<p>OUTPUT 4.2 Policies and programmes in place that address underlying social and economic determinants of health (<i>UNICEF, WHO</i>) <i>UNFPA</i><sup>*</sup>, <i>WFP</i><sup>#64</sup></p>	<ul style="list-style-type: none"> <li>% increase in national indicators disaggregated by sex and age and at least two other determinants (ethnicity, place of residence, and / or socioeconomic status): baseline and target to be further determined in consultation with MoH</li> </ul>	Ability of government to provide sufficient resources (A)	GoL	420,000 (UNICEF) 20,000 (WHO)	50,000 (UNICEF) 0 (WHO)	120,000 (UNICEF) 13,300 (WHO)	250,000 (UNICEF) 6,700 (WHO)

79 - Indicator baseline and target will be established after data collection through LSIS in 2011

80 - Excl. TBAs

81 - Scale of progress from 0 to 3 points: a) 1 point = disaggregated by sex; b) 1 point = disaggregated by age; c) 1 point = disaggregated by geographic location

82 - informed by reliable and accessible evidence and with enhanced focus on most remote and vulnerable populations

83 - UNFPA and WFP will contribute to this output as part of their contribution under other outputs of Outcome 4 or Outcome 5

84 - UNFPA and WFP will contribute to this output as part of their contribution under other outputs of Outcome 4 or Outcome 5

<p>OUTPUT 4.3.</p> <p><u>Non-communicable conditions, mental disorders, violence, injuries and visual impairment</u> prevented and reduced and <u>risk factors</u> for health conditions<sup>85</sup> prevented or reduced (WHO - UNICEF)<sup>86</sup> UNFPA*</p>	<ul style="list-style-type: none"> <li>• See related outcome indicator above</li> </ul>	Ability of government to provide sufficient resources (A)	GoL	298,000 (WHO) 30,000 (UNICEF)	256,000 (WHO) 5,000 (UNICEF)	28,000 (WHO) 10,000 (UNICEF)	14,000 (WHO) 15,000 (UNICEF)
<p>OUTPUT 4.4.</p> <p>Ministry of Health and other relevant institutions improve information, coverage and quality of <u>sexual and reproductive health</u> information and services<sup>87</sup> (UNFPA – WHO)</p>	<ul style="list-style-type: none"> <li>• National facility utilisation data from health management information systems reported annually (2010: 0%, 2015: To be determined, HMIS<sup>88</sup> Annual Report)</li> <li>• % of fixed site service delivery points at primary care level with availability of family planning commodities and at least five life-saving maternal/reproductive health drugs (2010: 43%, 2015: To be determined, LSIS)</li> <li>• No. of funded surveys and research proposals for reproductive health implemented by year (2010: 0, 2015: To be determined, proposals)</li> <li>• Midwives accredited per year (2010: 134, 2015: 320, MoV: MoH Department of Personnel Report)</li> <li>• No. of integrated supportive supervision visits reported to district health office (2010: 0, 2015: annual increase<sup>89</sup>, District Reports)</li> <li>• No. of integrated outreach visits reported by district (2010: to be determined, 2015: To be determined for each District, District Reports)</li> <li>• % of fixed sites delivering comprehensive integrated package (2010: 0%, 2015: To be determined, HMIS Annual Report)</li> </ul>	Ability of government to provide sufficient resources (A)	MoH, UHS, PSI, JOICFP	9,200,000 (UNFPA) 2,393,000 (WHO)	2,000,000 (UNFPA) 112,000 (WHO)	3,000,000 (UNFPA) 1,521,000 (WHO)	4,200,000 (UNFPA) 760,000 (WHO)
<p>OUTPUT 4.5.</p> <p>Individuals, families and communities in priority areas have access to an integrated package of services on maternal, neonatal and child health (UNFPA, UNICEF, WHO) WFP<sup>90</sup></p>	<ul style="list-style-type: none"> <li>• % of couples using modern methods of contraception in target areas (2010: to be determined, 2015: to be determined, LSIS)</li> <li>• % of expected births that took place in a health facility (2010: To be determined, 2015, 30%, HMIS Annual Report)</li> <li>• Measles immunization coverage [MICS 2006/DHS 2001]</li> <li>• No. of integrated supportive supervision visits reported to district health office (2010: 0%, 2015: annual increase<sup>91</sup>, District Reports)</li> <li>• No. of integrated outreach visits reported by district (2010: to be determined, 2015: To be determined for each District, District Reports)</li> <li>• % of fixed sites delivering comprehensive integrated package (2010: 0%, 2015: To be determined, HMIS Annual Report)</li> </ul>	Ability of government to provide sufficient resources (A)	MoH, LWU, LYU, HPA, CARE	2,393,000 (WHO) 5,430,000 (UNICEF) 4,000,000 (UNFPA)	112,000 (WHO) 590,000 (UNICEF) 2,500,000 (UNFPA)	1,521,000 (WHO) 1,000,000 (UNICEF) 1,000,000 (UNFPA)	760,000 (WHO) 3,840,000 (UNICEF) 500,000 (UNFPA)

85 - Including micro-nutrient deficiencies

85 - E.g. stunting, wasting, micronutrient deficiencies prevalence

86 - UNFPA will contribute to this output as part of its contribution under Outcome 4

87 - Including integrated packages of services on maternal, neonatal and child health

88 - SW, MS

88 - Health Management Information System

89 - Scale of progress from 1 to 4 points: a) 1 point = annual increase in 2012; b) 1 point = annual increase in 2013; c) 1 point = annual increase in 2014; d) 1 point = annual increase in 2015

90 - WFP will contribute to this output as part of its contribution under other outputs of Outcome 5

91 - Scale of progress from 1 to 4 points: a) 1 point = annual increase in 2012; b) 1 point = annual increase in 2013; c) 1 point = annual increase in 2014; d) 1 point = annual increase in 2015

<p>OUTPUT 4.6.</p> <p><u>Vulnerable and most-at-risk young people in priority urban areas have better access to quality youth-friendly, gender-sensitive, socially-inclusive sexual and reproductive health information and services</u></p> <p>(UNFPA, WHO)</p>	<ul style="list-style-type: none"> <li>• % of young people aged 15-24 in target areas that received adolescent sexual and reproductive health life-skills education (2010: To be determined, 2015: To be determined, MoES Annual report)</li> <li>• % of target areas that have at least two youth-friendly sexual and reproductive health service delivery points (2010: 0%, 2015: 100%, HMIS)</li> <li>• % of young people aged 15-24 in target areas that accessed youth-friendly services in their area (2010: To be determined, 2015: To be determined, HMIS)</li> <li>• % of young women and men aged 15-24 that both correctly identify ways of preventing the sexual transmission of HIV and that reject major misconceptions about HIV transmission (2010: To be determined, 2015: 80%, LSIS)</li> </ul>	Ability of government to provide sufficient resources (A)	MoES, MoH, LWU, LYU, Pathfinder	2,393,000 (WHO) 2,600,000 (UNFPA)	112,000 (WHO) 1,300,000 (UNFPA)	1,521,000 (WHO) 0 (UNFPA)	760,000 (WHO) 1,300,000 (UNFPA)
<p>OUTPUT 4.7.</p> <p><u>Communities in small towns and vulnerable children and women in rural areas have improved access to water and sanitation services</u></p> <p>(UN-HABITAT, UNICEF, WHO)</p>	<ul style="list-style-type: none"> <li>• No. of small towns with water supply and sanitation services<sup>92</sup> (2010: 10, 2015: 15; MoV: Annual Sector Investment Plan-DHUP/MPWT, JMP<sup>93</sup>)</li> <li>• 80% of rural villages in poorest 21 districts have access to and use improved water sources and 60% have access to sanitation services (2008: water 51% , Sanitation 38% MoV: Annual report. JMP, Government data.</li> <li>• No. of 7 provinces accessing water supply and sanitation services (2010: 10, 2015: 15, MoV: Annual Sector Investment Plan-DHUP/MPWT, JMP)</li> </ul>	Ability of government to provide sufficient resources (A)	MPWT	3,500,000 (UN-HABITAT) 5,000,000 (UNICEF) 1,638,000 (WHO)	1,600,000 (UN-HABITAT) 500,000 (UNICEF) 70,000 (WHO)	1,500,000 (UNICEF) 1,045,000 (WHO)	1,900,000 (UN-HABITAT) 3,000,000 (UNICEF) 523,000 (WHO)
<p>OUTPUT 4.8.</p> <p><u>International Health Regulations core capacity requirements achieved<sup>94</sup></u></p> <p>(UNICEF, WHO)</p>	<ul style="list-style-type: none"> <li>• See related outcome indicator above</li> </ul>	Ability of government to provide sufficient resources (A)	GoL	10,058,000 (WHO) 40,000 (UNICEF)	630,000 (WHO) 5,000 (UNICEF)	6,285,000 (WHO) 10,000 (UNICEF)	3,143,000 (WHO) 25,000 (UNICEF)
<p>OUTPUT 4.9.</p> <p><u>People in Lao PDR have increased awareness of drug prevention and better access to treatment, rehabilitation and reintegration services</u></p> <p>(UNODC)</p>	<ul style="list-style-type: none"> <li>• Number of students/youth reached by awareness rallies and direct activities (2010: 0, 2015: 50,000 ; MoV: Government reports, school records, list of attendance)</li> <li>• No. of drug awareness and prevention material distributed nationwide (2010: 0, 2015: 120,000, MoV: project progress report, Government reports)</li> <li>• No. of youth participated in improved recreational and occupational/vocational training activities (2010: 1,400, 2015: 9000, MoV: project progress report, Government reports, reports of the drug treatment and rehabilitation centre)</li> <li>• No. of health workers, social workers and police officers trained on drug counselling (2010: 80, 2015: 550; MoV: project progress report, Government reports, reports of the drug treatment and rehabilitation centre)</li> </ul>	<ul style="list-style-type: none"> <li>• Gov. and local authorities remain committed to enhance and expand the drug prevention approach (A)</li> <li>• Data to verify might not be available (R)</li> <li>• Unstable assignment of focal point officers of Government partner agencies</li> <li>• Stronger and modified drug types available on the market (R)</li> </ul>	LCDC	2,612,000 (UNODC)	0	0 (UNODC)	2,612,000 (UNODC)
<p>OUTPUT 4.10.</p> <p><u>National and sub-national government is better able to implement a social welfare system</u></p> <p>(ILO, UNICEF, WHO)</p>	<ul style="list-style-type: none"> <li>• Progress towards a functioning coordinating mechanism led by the Ministry of Labour and Social Welfare for child protection (Baseline 2010: 0 points, Target 2015: 6 points)</li> <li>• Progress towards establishment of a functioning Government-led joint coordination mechanism for social welfare. (Baseline 2010: 0, Target 2015 4 points)<sup>95</sup></li> </ul>	Ability of government to provide sufficient resources (A)	GoL	(TRBCI (ILO) 3,945,000 (UNICEF) 1,316,000 (WHO)	(TRBCI (ILO) 455,000 (UNICEF) 630,000 (WHO)	(TRBCI (ILO) 0 (UNICEF) 458,000 (WHO)	(TRBCI (ILO) 3,490,000 (UNICEF) 228,000 (WHO)

92 - A minimum of a) water treatment plant, b) pipe networks, c) household metered connections, d) 24/7 water supply

93 - Joint Monitoring Programme (JMP)

94 - Including for emerging, neglected tropical and other communicable diseases

95 - Scale of progress from 0 to 4 points: a) 1 point = recurrent costs met by Government; b) 1 point = joint coordination body established; c) 1 point = roles and responsibilities are endorsed; d) 1 point = annual plan jointly developed and implemented



## Outcome 05

Men from the Akha ethnic group prepare a nutritious meal in Sop Ee village, Luangnamtha Province  
© WFP/Bounmee Maokhamphiou

## NATIONAL PRIORITY

7th NSEDP specific directions and tasks:

2 / Agriculture and forestry sector

1 / Rural development and poverty reduction

Sectoral plan:

National Nutrition Strategy and Plan of Action 2010-2015

Result (agency)	Indicators, Baseline, Target, MoV	Risks/ Assumptions	Partners	Indicative Resources (in US\$)			
				Total	Core/ Regular	Non core/ Ex-tra mobilized/ committed	Non Core extra. to be mobilized
<p><b>OUTCOME 5</b></p> <p>By 2015, vulnerable people are more <u>food secure</u> and have better <u>nutrition</u> (FAO, UNICEF, WFP, WHO)</p>	<ul style="list-style-type: none"> <li>Prevalence of stunting in CU 5 (2006: 40%, 2015: 34%, MoV: MICS)</li> <li>Prevalence of wasting in CU 5 (2006: 6%, 2015: 4%, MoV: MICS)</li> <li>Prevalence of underweight in CU 5 (2006: 37%, 2015: 22%, MoV: MICS)</li> <li>Prevalence of anaemia in CU 5 (2006: 41%; 2015: 30%, MoV: special survey)</li> <li>Prevalence of anaemia in WRA (2006: 36%; 2015: 25%, MoV: special survey)</li> <li>Prevalence of Vitamin A deficiency CU5 (2006: 45%, 2015: 30%, MoV: MICS)</li> <li>% of households consuming adequately iodized salt (2006: 85%, 2015: 90%, MoV: MICS)</li> <li>Food consumption score (2006: 12.7% &lt; 35; 2015: 5% &lt; 35; MoV: special survey)</li> </ul>						
<p>OUTPUT 5.1</p> <p><u>Prevention</u> and appropriate <u>management</u> of <u>malnutrition</u> promoted<sup>96</sup> resulting in improved nutritional status<sup>97</sup> of targeted <u>girls and boys</u> under 5 years of age (UNICEF, WFP, WHO)</p>	<ul style="list-style-type: none"> <li>% of children receiving Ready-to-Use Supplementary food to prevent chronic malnutrition in targeted areas (2010: N/A, 2015: 80%, MoV: project survey report)</li> <li>Countrywide treatment protocol for acute malnutrition in place (2010: No, 2015: Yes, MoV: NNS/ NPAN annual progress report)</li> <li>Proportion of children under 5 who receive 2 doses of Vitamin A (2010: 84%, 2015: 90%, MoV: MOH annual report)</li> <li>% of identified acutely malnourished children affected by emergencies provided with therapeutic and supplementary food to address wasting (2010: N/A, 2015: coverage &gt; 50%, MoV: project survey report)</li> <li>% of children under 5 with diarrhea (2009: 12%, 2015: 9, MoV: project survey report)</li> </ul>	<ul style="list-style-type: none"> <li>Special nutritional products not well accepted and utilized by communities (R)</li> </ul>	MOH (IP)	400,000 (WHO) 19,770,000 (WFP) 1,140,000 (UNICEF)	0 (WFP) 148,000 (WHO)	168,000 (WHO) 2,770,000 (WFP) 500,000 (UNICEF)	84,000 (WHO) 17,000,000 (WFP) 540,000 (UNICEF)
<p>OUTPUT 5.2</p> <p>Individuals, families and communities have improved <u>food and nutrition security knowledge</u> and <u>practices</u> (FAO, UNICEF, WFP, WHO)</p>	<ul style="list-style-type: none"> <li>% of caregiver who have improved knowledge on nutrition and care practices in targeted areas (2010: N/A, 2015: 80%, MoV: project survey report)</li> <li>No. of government staff who are trained to provide nutrition education to communities (2011: 385, 2015: 600, MoV: MOH annual report)</li> <li>No. of VHVs and civil society members trained to support counselling on IYCF, maternal nutrition, micronutrient supplementation, hand washing, hygiene and care practices (2011: NA, 2015: 250, MoV: MOH training reports)</li> <li>% of children under 6 months exclusively breastfed (2006: 26%, 2015: 50%, MoV: MICS)</li> <li>% of children 6 – 9 months receiving complementary foods in addition to breast milk (2006: 70%, 2015: 90%, MoV: MICS)</li> <li>National IYCF guidelines in place (2010: No, 2015: Yes, MoV: MOH annual report)</li> </ul>	<ul style="list-style-type: none"> <li>Communities and government staff will be engaged by the participatory methodology and open to the messages (A)</li> </ul>	MOH (IP)	2,500,000 (FAO) - 1,775,000 (WFP) 3,700,000 (UNICEF) - 400,000 (WHO)	0 (FAO) - 0 (WFP) 300,000 (UNICEF) - 148,000 (WHO)	0 (FAO) - 0 (WFP) 1,600,000 (UNICEF) - 168,000 (WHO)	2,500,000 (FAO) - 1,775,000 (WFP) 1,800,000 (UNICEF) - 84,000 (WHO)

96 - including micro-nutrient deficiencies

97 - e.g. stunting, wasting, micronutrient deficiencies prevalence

<p>OUTPUT 5.3. Government is better able to implement an <u>integrated and coordinated approach</u> to food and nutrition security and to translate it into appropriate <u>programmes</u> (FAO, UNICEF, WFP, WHO)</p>	<ul style="list-style-type: none"> <li>• Inter-sectoral coordination mechanism for food security and nutrition established (2010: No, 2015: Yes, MoV: official notice)</li> <li>• Integrated food security and nutrition capacity development plan in place (2010: No, 2015: Yes, MoV: plan document)</li> <li>• Functional coordination mechanism in place for collection and management of food and nutrition security data (2010: 0; 2015: 2; MoV: GoL reports)<sup>98</sup></li> <li>• Strengthened nutrition monitoring and reporting mechanisms through linking with HMIS and surveillance system (2010: 0; 2015: 2 indicators; MoV: MOH and DoS reports)<sup>99</sup></li> </ul>	<ul style="list-style-type: none"> <li>• NSEDP mid-term review retains focus on food security and nutrition (A)</li> <li>• Gov. reorganization hinders implementation of approach (R)</li> </ul>	MAF, PMO, MOH	3,100,000 (FAO) - 400,000 (WHO) 38,000 (WFP) - 710,000 (UNICEF)	0 (FAO) - 148,000 (WHO) 0 (WFP) - 110,000 (UNICEF)	200,000 (FAO) - 168,000 (WHO) 38,000 (WFP) - 400,000 (UNICEF)	2,900,000 (FAO) - 84,000 (WHO) 0 (WFP) - 200,000 (UNICEF)
<p>OUTPUT 5.4. Consumption and production of <u>edible insects and indigenous foods</u> supported (FAO, WFP)</p>	<ul style="list-style-type: none"> <li>• No. of households that consider indigenous food farming mechanisms have increased their Food and Nutrition Security (2010: 0, 2015: 500, MoV: project qualitative survey)</li> <li>• No. of households that start farming or collecting indigenous foods / agrobiodiversity with UN support (2010: 20, 2015: 100, MoV: project survey report)</li> <li>• No. of households with expanded and diversified home food production (2010: N/A, 2015: 2,000, MoV: project survey report)</li> </ul>	<ul style="list-style-type: none"> <li>• Matched supply and demand between farmer and consumer (A)</li> <li>• Disease outbreak for farmed insects (A)</li> </ul>	MAF, MOH, MOES	5,000,000 (FAO) 10,371,000 (WFP)	0 (FAO) 0 (WFP)	0 (FAO) 0 (WFP)	5,000,000 (FAO) 10,371,000 (WFP)
<p>OUTPUT 5.5. Sustainable <u>fisheries arrangements and aquaculture</u> under local management developed (FAO)</p>	<ul style="list-style-type: none"> <li>• Fisheries management regulations developed (2010: No, 2015: Yes, MoV: fisheries management regulations)</li> <li>• % of respondents in target communities that agree that local management of fisheries is sustainable (2011: TBC, 2015: 75%, MoV: FAO survey on sustainable fisheries management)</li> </ul>	<ul style="list-style-type: none"> <li>• Communities follow fishery management regulations (A)</li> <li>• Disease outbreak occurring to drastically reduce aquaculture feasibility (R)</li> </ul>	DLF/MAF (IP)	500,000 (FAO)	0 (FAO)	0 (FAO)	500,000 (FAO)
<p>OUTPUT 5.6. Farmers are better able to implement <u>integrated pest management, good agricultural practices and pesticide risk reduction</u> (FAO)</p>	<ul style="list-style-type: none"> <li>• No. of farmers trained<sup>100</sup> in Pesticide Risk Reduction or season-long IPM Farmers Field School (2010: 2,000, 2015: 5,000, training survey)</li> <li>• % of IPM/FFS trained farmers that use 50% less pesticide (2010: 10%, 2015: 90%, MoV: training survey)</li> <li>• % of trained farmers that have increased use of non-chemical pest management approaches (2010: 15%, 2015: 90%, MoV: training survey)</li> </ul>	<ul style="list-style-type: none"> <li>• Severe outbreak of pests and/or diseases (R)</li> <li>• Promotion of cost-effective pesticides amongst farmers and extension officers continues to be successful (A)</li> </ul>	Plant Protection Centre/DoA	1,000,000 (FAO)	500,000 (FAO)	0 (FAO)	500,000 (FAO)
<p>OUTPUT 5.7. Small holder farmers are better <u>linked to the market and agencies procuring food commodities</u> are increasingly buying from them (WFP)</p>	<ul style="list-style-type: none"> <li>• % of WFP's food purchased locally from small holder farmers (2010: N/A, 2015: 30%, MoV: annual procurement report)</li> <li>• No. of smallholders increasing their annual income by USD 100 (2010: N/A; 2015: 42,000, MoV: project report)</li> </ul>	<ul style="list-style-type: none"> <li>• Successive natural disasters limit surplus production (R)</li> </ul>	MAF (IP)	7200,000 (WFP)	0 (WFP)	0 (WFP)	7200,000 (WFP)

98 - Scale of progress from 0 to 2 points: a) 0 point = No coordination mechanism in place; b) 1 point = Task force established; c) 2 points = 1 Task force established and reports submitted

99 - Scale of progress from 0 to 2 points: a) 1 point = nutrition monitoring and reporting mechanisms is linked to HMIS; b) 2 points = nutrition monitoring and reporting mechanisms is linked to HMIS and surveillance system

100 - At least 2 weeks training



## Outcome 06

Sexual reproductive health training at the National University of Laos © UNFPA



## NATIONAL PRIORITY

7th NSEDP specific directions and tasks:

3 / II. Health and Nutrition, target 8 (HIV)

Sectoral plan:

National Strategic Plan of HIV/AIDS and STI 2011-2015

Result (agency)	Indicators, Baseline, Target, MoV	Risks/ Assumptions	Partners	Indicative Resources (in US\$)			
				Total	Core/ Regular	Non core/ Extra mobilized/ committed	Non Core extra, to be mobilized
<p><b>OUTCOME 6</b> By 2015, key populations<sup>101</sup> at higher risk of HIV infection benefit from increased coverage and quality of integrated prevention and treatment, care and support services (UNAIDS - ILO, UNDP, UNESCO, UNFPA, UNICEF, UNODC, UN Women, WFP, WHO)</p>	<ul style="list-style-type: none"> <li>• % of sex workers who are HIV infected (2008: 0.43%, 2015: &lt;5%*, MOH: UNGASS)</li> <li>• % of men having sex with men who are HIV infected (2007: 5.6%, 2015: &lt;5%*, MOH: UNGASS)</li> <li>• % of drug users who are HIV infected (2010: 1.5%, 2015: &lt;5%, MOH: UNGASS)</li> <li>• % of infants born to identified HIV infected mothers that receive HIV drug (2010: 15%, 2015: 100% (National Strategic and Action Plan 2011-2015 on HIV/ AIDS /STI), MOH: UNGASS)</li> </ul>						
<p>OUTPUT 6.1. More most-at-risk populations<sup>102</sup> have access to quality HIV/STI prevention information and services<sup>103</sup> (Joint UN Team on HIV/AIDS)</p>	<ul style="list-style-type: none"> <li>• % of targeted mobile men<sup>104</sup> that report consistent condom use with casual partners (2010: TBC<sup>105</sup>%, 2015: 70%) (ILO)</li> <li>• A minority has access to HIV-AIDS prevention in their language (2010: No, 2015: Yes, MOH: material) (UNESCO)</li> <li>• % of young women and men aged 15–24 both correctly identify ways of preventing the sexual transmission of HIV and who reject major misconceptions about HIV transmission (2010: TBC<sup>106</sup>, 2015: 80%, MOH: LSIS) (UNFPA)</li> <li>• % of antenatal clinic attendants that received Provider Initiated Counselling and Testing (2010: 0%, 2015: 50%) (UNICEF)</li> <li>• % of 94 priority districts<sup>107</sup> that have at least one quality-assured site for STI treatment (2009: 20%, 2015: 94%, MOH: UNGASS) (WHO)</li> <li>• No. of provincial groups of local harm reduction service providers established (2010: 0 point, 2015: 2 points, MOH: Task force &amp; Government reports)<sup>108</sup> (UNODC)</li> </ul>	<ul style="list-style-type: none"> <li>• Emerging target groups are not identified (R)</li> <li>• National response is not yet equipped with the knowledge and skills to reach the target group (R)</li> <li>• Antenatal clinic coverage remains low (R)</li> <li>• Government continues to be committed to reduce harm associated with injecting drug use (A)</li> <li>• Communities and civil society organizations continue support of harms associated with injecting drug use (A)</li> </ul>	<p>NCCA/CHAS (IP), LCDC, MoPS, MIC, MOLSW, MoPWT, MoE, national NGOs including LNP+, LYAP, PEDA, LYU, LWU.</p>	<p>780,000 (WHO) - 100,000 (UNESCO) 100,000 (UNICEF) - 250,000 (ILO) 2,550,000 (UNODC)</p>	<p>0 (UNODC) 15,000 (WHO) - 0 (UNESCO) 0 (UNICEF) - 0 (ILO)</p>	<p>935,000 (UNODC) 510,000 (WHO) - 0 (UNESCO) 0 (UNICEF) - 0 (ILO)</p>	<p>1,615,000 (UNODC) 100,000 (UNICEF) - 250,000 (ILO) 225,000 (WHO) - 100,000 (UNESCO)</p>

101 - sex workers, clients of sex workers, men having sex with men, drug users and injecting drug users, migrants and low risk population

102 - clients of sex workers, men having sex with men, MARA/MARP, injecting drug users, Migrants and low risk population

103 - Output contributes directly to the first of three strategic components in the National Strategic and Action Plan on HIV/AIDS/STI 2011-2015

104 - including civil servants, uniformed men, migrants, transport workers, business men, others

105 - Pending first baseline survey

106 - Pending collection of baseline data through LSIS 2011

107 - 94 priority districts of 143 listed I National Strategic and Action Plan on HIV/AIDS/STI 2011-2015, Annex 6B

108 - Scale of progress from 0 to 2 points: a) 0 point = No provincial group in place; b) 1 point = one provincial group established; c) 2 points = two provincial groups established

<p>OUTPUT 6.2.</p> <p>More People living with HIV and AIDS have equitable access to and use of effective, gender-sensitive HIV treatment, care and support services<sup>109</sup></p> <p>(Joint UN Team on HIV/AIDS)</p>	<ul style="list-style-type: none"> <li>• % of adults and children who have advanced HIV infection receive antiretroviral treatment (2009: 92%, 2015: &gt;90%, MOH: UNGASS) (WHO)</li> <li>• % of adults with HIV known to be on treatment 12 months after initiation of antiretroviral therapy (2009: 95%, 2015: TBC) (WHO)</li> <li>• % of HIV patients tested for TB and vice-versa by using PICT approach (2010: 18%, 2015: 100%) (WHO)</li> <li>• % of identified HIV-positive pregnant women received antiretroviral medicines to reduce the risk of mother-to-child transmission (2009: 14%, 2015: 90%, MOH: UNGASS) (UNICEF)</li> <li>• % of children diagnosed with HIV can equitably access home and community based care and support services (2010: TBC, 2015: 90%, UNGASS) (UNICEF)</li> </ul>	<ul style="list-style-type: none"> <li>• Appropriate scale up response (R)</li> <li>• Capacity of the health sector to scale up and make available services – consistently and with quality (A)</li> <li>• Scale up of ARV treatment is possible (A)</li> <li>• Prevention activities will reduce total % of new infections (A)</li> <li>• The strengthening of a comprehensive social welfare system is possible (A)</li> </ul>	<p>NCCA/CHAS (IP), MOH, national NGOs including LNP+, LYAP, PEDA.</p>	<p>780,000 (WHO) 1,100,000 (UNICEF)</p>	<p>15,000 (WHO) 200,000 (UNICEF)</p>	<p>510,000 (WHO) 100,000 (UNICEF)</p>	<p>255,000 (WHO) 800,000 (UNICEF)</p>
<p>OUTPUT 6.3.</p> <p>National AIDS Authorities and their HIV partners are better able to plan, implement evidence and rights-based, gender-sensitive and resourced HIV policies<sup>110</sup></p> <p>(Joint UN Team on HIV/AIDS)</p>	<ul style="list-style-type: none"> <li>• No. of provinces that have sentinel surveillance data integrated into GIS system (2010: 1, 2015: 6, MOH: review of GIS systems) (UNESCO)</li> <li>• National estimates and projection endorsed and disseminated at national and global level (2010: Yes, 2015: Yes, GAPR) (UNAIDS)</li> <li>• No. of GAPR &amp; NASA produced and officially submitted to UNAIDS and disseminated (2010: 1, 2015: 4, GAPR) (UNAIDS)</li> <li>• No. and percentage of CBO involved in national joint programme review (2010: 3, 2015: 6, GAPR) (UNAIDS)</li> <li>• No. of JUNT technical support provided to address bottlenecks in GF grant implementation (2010: 2, 2015: 12, JUNT Report) (UNAIDS)</li> <li>• HIV related indicators included in the 7th HSDP and monitored on a quarterly basis (2010: No, 2015: Yes, Health Sector Report) (UNAIDS) National guidelines and standard operating procedures exist for key HIV services<sup>111</sup> (2010: NA; 2015: Yes) (WHO)</li> <li>• Progress towards national harm reduction policies and plans (2010: 0 point, 2015: 2 points, MOH: Policy &amp; Work plan)<sup>112</sup> (UNODC)</li> <li>• Progress towards a functioning national task force on harm reduction (2010: 0 point, 2015: 2 points, MOH: Task force &amp; Government reports)<sup>113</sup> (UNODC)</li> </ul>	<ul style="list-style-type: none"> <li>• Competing government priorities (R)</li> <li>• Multi-sector coordination is effective and efficient (A)</li> <li>• Consistent and adequate fund availability (government increased financial commitment % of Government spending) (A)</li> <li>• Retains national interest and prioritization as a developmental goal</li> <li>• Political engagement and leadership remains high (A)</li> <li>• Government continues to be committed to reduce harm associated with injecting drug use (A)</li> </ul>	<p>NCCA/CHAS (IP), MOH, LCDC, MoPS, MPI, MoF, MOFA, MIC, MoLS, MoPWT, MoE national NGOs including LNP+, LYAP, PEDA, LYU, LWU, International NGOs including PSI, BI, NCA, WV</p>	<p>780,000 (WHO) 300,000 (UNAIDS) 450,000 (UNODC)</p>	<p>15,000 (WHO) 150,000 (UNAIDS) 0 (UNODC)</p>	<p>510,000 (WHO) 0 (UNAIDS) 165,000 (UNODC)</p>	<p>255,000 (WHO) 150,000 (UNAIDS) 285,000 (UNODC)</p>

109 - Output contributes directly to the second of three strategic components in the National Strategic and Action Plan on HIV/AIDS/STI 2011-2015  
110 - Output contributes directly to the third of three strategic components in the National Strategic and Action Plan on HIV/AIDS/STI 2011-2015  
111 - including testing & counselling, medical management of HIV, PUTT, targeted prevention interventions and home/community-based care  
112 - Scale of progress from 0 to 2 points: a) 0 point = No national harm reduction policy or a work plan; b) 1 point = either of the national policy or the work plan in place; c) 2 points = both of the national policy and the work plan in place  
113 - Scale of progress from 0 to 2 points: a) 0 point = No national task force in place; b) 1 point = the national task force in place; c) 2 points = the national task force continues regular operation



## Outcome 07

Lao PDR has the highest per capita water supply in Asia © UNDP/Philippe Pernet

## NATIONAL PRIORITY

### 7th NSEDP specific directions and tasks:

- 4 / Environmental Protection, Natural Resource Management and Sustainable Development
- 1 / Rural development and poverty reduction

### Sectoral plan:

National Disaster Management Plan (draft)

Result (agency)	Indicators, Baseline, Target, MoV	Risks/ Assumptions	Partners	Indicative Resources (in US\$)			
				Total	Core/ Regular	Non core/ Ex- tra mobilized/ committed	Non Core extra. to be mobilized
<b>OUTCOME 7</b> By 2015, the government ensures <u>sustainable natural resources management</u> through improved governance and community participation <i>(FAO, ILO, ITC, UNCTAD, UNDP, UNEP, UNESCO, UN-HABITAT, UNIDO)</i>	<ul style="list-style-type: none"> <li>• Pace of deforestation<sup>114</sup> in % per year (2002: 1.4%, 2016: 0%, MoV: Natural Forest Inventory)</li> <li>• No. of participatory natural resource management agreements based on secure land tenure signed (2010: 0, 2015: 30, MoV: review of provincial and central records)</li> <li>• % of village cluster in three provinces that practice environmentally and economically sustainable community forestry<sup>115</sup></li> <li>• Average timber revenue received by village clusters in targeted districts per village per year (2010: \$262, 2015: \$350, MoV: DoF Annual Report)</li> <li>• No. of districts with participatory land use plans (2010: 0 2015: 5, MoV: land use plans)</li> <li>• National Bio-Safety Framework adopted by Government (2010: No, 2015: Yes, MoV: framework document)</li> <li>• Bio-safety law passed by National Assembly (2010: No, 2015: Yes, MoV: Bio-safety law)</li> </ul>						
OUTPUT 71. Government has comprehensive <u>participatory development plans for urban wetlands</u> and is able to implement them <i>(FAO, UNDP/ UNEP, UNESCO, UN-HABITAT) – Joint UN Programme</i>	<ul style="list-style-type: none"> <li>• Master plan for individual urban wetlands developed (2011: No, 2015: Yes, MoV: project progress report)</li> <li>• No. of hectares of urban wetlands brought under management plan (2010: 0, 2015: 15,000, MoV: project progress report)</li> </ul>	<ul style="list-style-type: none"> <li>• Land concessions awarded in urban wetlands ahead of the implementation of any planning mechanism (R)</li> <li>• Stakeholders have political will for participatory process in urban wetlands (A)</li> </ul>	PMO (IP), MPWT, MPI	550,000	0	0	550,000
OUTPUT 72. Communities and government are better able to <u>manage forests sustainably</u> <i>(FAO)</i>	<ul style="list-style-type: none"> <li>• Area managed jointly by communities in targeted<sup>116</sup> districts (2010: 20%, 2015: 40%, MoV: SUFORD/DoF Annual Report, Project Report)</li> </ul>	<ul style="list-style-type: none"> <li>• Forest Law is successfully enforced (A)</li> <li>• Partners accept participatory forest management across sectors (A)</li> </ul>	DOF/MAF (IP)	2,500,000	300,000	0	2,200,000
OUTPUT 73. Communities are more engaged in the management of natural resources <i>(UNDP)</i>	<ul style="list-style-type: none"> <li>• No. of existing participatory co-management models for natural resource with corresponding programmes (2010: 1 for production forest, 2015: 3<sup>117</sup>, MoV: MAF action plan)</li> <li>• No. of new participatory co-management models for natural resource tested and programmes in place (2010: 0, 2015: 3<sup>118</sup>, MoV: MAF action plan)</li> </ul>	<ul style="list-style-type: none"> <li>• Government hands over management responsibilities and the redistribution of benefits to elected Natural Resource user group committees and members (A)</li> </ul>	DOF/MAF (IP), DLF/MAF (IP), MNRE (IP), civil society, FAO providing TA to UNDP project on participatory management of agro-biodiversity resources	9,200,000	800,000	7,000,000	1,400,000

114 - Natural forest (>20% crown cover)

115 - Indicator will be refined – including baseline data and target – once data becomes available in 2011

116 - To be defined prior to start of UNDAF cycle

117 - Co-management of a) fisheries, b) wetlands and production and c) village forests

118 - Co-management of a) forests (protection and conservation), b) water resources (wetlands and river systems) and c) biodiversity hotspots

OUTPUT 74. National and sub-national authorities are better able to <u>manage</u> the environment in line with <u>Forestry and Fishery Laws</u> <sup>119</sup> (UNDP)	<ul style="list-style-type: none"> <li>No. of training packages for provincial / district staff on national legal framework related to 3 Rio Conventions (2010: 0, 2015: 3 training packages, MoV: publication and training reports)</li> </ul>	<ul style="list-style-type: none"> <li>Missing or incomplete application guidelines and decrees hampers enforcement of legislation (R)</li> </ul>	DOF/MAF (IP), MNRE, local level MAF adm.	550,340	150,340	400,000	0
OUTPUT 75. National and sub-national authorities are better able to <u>manage bio-safety risks</u> in line with the National Socio-economic Development Plan and the Cartagena Protocol on Bio-safety (UNEP)	<ul style="list-style-type: none"> <li>National Bio-safety Framework drafted (2010: No, 2015: Yes, MoV: draft framework document)</li> <li>Bio-safety law drafted (2010: No, 2015: Yes, MoV: draft law)</li> </ul>	<ul style="list-style-type: none"> <li>Relevant technical tools and manuals are available in Lao language (A)</li> </ul>	MNRE (IP)	1,500,000	1,000,000	500,000	0
OUTPUT 76. National and sub-national authorities develop policies and pilots <u>individual land titling, land use zoning and land recording</u> (UN-HABITAT)	<ul style="list-style-type: none"> <li>Policies and tools on individual land titling, land use zoning and land recording exist (2011: No, 2015: Yes, MoV: policies and tools)</li> <li>No. of provinces which pilot individual land titling, land use zoning and land recording (2011: 0, 2015: 3, MoV: project reports)</li> </ul>		MNRE, MPWT	1,200,000	0	0	1,200,000
OUTPUT 77. Improved resource productivity, environmental performance of competitive and sustainable <u>tourism industry</u> , building up efficient backward linkages with the handicraft and silk industries (ILO, ITC, UNCTAD, UNIDO) – Joint UN Programme	<ul style="list-style-type: none"> <li>Increased availability of environmentally sound goods (in particular clean and organic food products) and services (e.g. sustainable tourism) (2011: 0, 2015: 2, MoV: Joint Programme Annual Progress Reports)<sup>120</sup></li> <li>Increased exports of environmentally sound goods and services (2011: 0, 2015: 2, MoV: Joint Programme Annual Progress Reports)<sup>121</sup></li> </ul>	<ul style="list-style-type: none"> <li>Supply of customized, high value RECP<sup>122</sup> services remain limited in Lao PDR (R)</li> <li>Customized sustainable product innovation services remain not available in Lao PDR (R)</li> </ul>	TPPD/MOIC, LNNTA/PMO, DOI/MOIC, LNCCI, MNRE	650,000	650,000	0	0
OUTPUT 78. Government supported in adopting <u>best techniques and environmental practices</u> and is better able to manage <u>Persistent Organic Pollutants</u> (UNIDO)	<ul style="list-style-type: none"> <li>Government policies and regulations adopted to facilitate BAT/BEP implementation (2010: No, 2015: Yes, MoV: Project Reports)</li> <li>Enforcement mechanism in place (2010: No, 2015: Yes, MoV: Project Reports)</li> </ul>	<ul style="list-style-type: none"> <li>Delays in the design and adoption of legal framework, specific policies and technical guidance for implementation (R)</li> </ul>	CPC, MPI, MAF, MOF, MOD, MOIC, MOFA, Trade and Employee Associations, MNRE	1,200,000	1,200,000	0	0
OUTPUT 79. Communities actively participate in fair, equitable and rational <u>territorial development plans</u> in facilitated negotiation with relevant government authorities and private sector stakeholders (FAO)	<ul style="list-style-type: none"> <li>No. of District Participatory Territorial Development Plans approved by government (2010: 0, 2015: 2, MoV: Project reports)</li> </ul>	<ul style="list-style-type: none"> <li>Government supports expansion of participatory land use planning (A)</li> <li>Private sector stakeholders are uncooperative (R)</li> </ul>	MNRE (IP)	1,387,000	0	52,000	1,335,000

119 - Forestry Law from 2008 and Fishery Law from 2009

120 - Scale of progress from 0 to 2 points: a) 1 point = modern supply chain established in target province b) 1 point = cold storage facility is installed and properly managed by traders association in Luang Prabang

121 - Scale of progress from 0 to 2 points: a) 1 point = target province starts exports of environmentally sound agricultural products b) 1 point = target province starts exports of environmentally sound handicraft products

122 - Resource Efficient and Cleaner Production



## Outcome 08

A broken bridge in Xieng Khouang province following the 2011 Haima storm © UN-HABITAT/Eeva Nyyssonen

## NATIONAL PRIORITY

### 7th NSEDP specific directions and tasks:

4 / Environmental Protection, Natural Resource Management and Sustainable Development

### Sectoral plan:

Strategic Plan for Disaster Risk Management 2003 – 2020

Draft National Strategy and Action Plan for Adaptation to Climate Change

Result (agency)	Indicators, Baseline, Target, MoV	Risks/ Assumptions	Partners	Indicative Resources (in US\$)			
				Total	Core/ Regular	Non core/ Extra mobilized/ committed	Non Core extra, to be mobilized
<b>OUTCOME 8</b> By 2015, the government and communities better adapt to and mitigate climate change and reduce natural disaster vulnerabilities in priority sectors (FAO, UNDP, UNICEF, UN-HABITAT, WFP) <sup>123</sup>	<ul style="list-style-type: none"> <li>No. of priority sectors<sup>124</sup> that have a sectoral plan that explicitly include climate change mitigation and adaptation (2010: 0, 2015: 3, MoV: sectoral plans)</li> <li>No. of key ministries<sup>125</sup> that have approved Disaster Risk Management Plans (2011: 0, 2015: 4, MoV: the plan documents)</li> <li>% of Lao population living on degraded land (2010: 4%, 2015: TBC, MoV: Global Human Development Report)</li> <li>Average population affected by natural disasters per million people per decade (2000-2009: 24,535, 2010-2015: TBC, MoV: Global Human Development Report)</li> <li>% of poor population affected by drought (2006: 1.7%, 2015: TBC, MoV: World Bank)</li> <li>% of poor population affected by flooding (2006: 1%, 2015: TBC, MoV: World Bank)</li> <li>No. of national and local level authorities trained to effectively prepare for and respond to hunger caused by natural hazards and climate change (2011: 0, 2015: 1,950, MoV: FAO Project Reports)</li> </ul>						
OUTPUT 8.1. Long-term recovery of natural disaster victims is supported and their vulnerabilities to future natural disasters are reduced (FAO, UNDP, UN-HABITAT) – Joint UN Programme	<ul style="list-style-type: none"> <li>Progress towards risk preparedness and reduction mechanisms in target communities (2010: 0 points, 2015: 5 points, MoV: project M&amp;E reports)<sup>126</sup></li> </ul>	<ul style="list-style-type: none"> <li>Government remains committed and prioritizes risk preparedness and reduction (A)</li> </ul>	NDMO (IP)	2,500,000	0	0	2,500,000
OUTPUT 8.2. Climate Change Adaption/Disaster Risk Reduction measures linked to water, sanitation, hygiene and shelter improved (UN-HABITAT, UNICEF) <sup>127</sup>	<ul style="list-style-type: none"> <li>No. of villages that have the capacity for community based risk management action plans (2010: 100, 2015: 300, MoV: Village plans)</li> <li>Inter-agency coordination mechanism in place for WASH cluster (2010: Yes, 2015: Yes, MoV: Contingency plans)</li> <li>No. of pilots on water and sanitation and build-back better housing and designing conducted (2010: 0, 2015: 3, MoV: project M&amp;E reports)</li> <li>No. of people benefiting from pilots (2010: 0, 2015: 15,000, MoV: project M&amp;E reports)</li> </ul>		NDMO, NamSaat, TWG members, PDMOs, DPWT, Nam Papas	500,000 (UN-HABITAT) 500,000 (UNICEF)	0 (UN-HABITAT) 0 (UNICEF)	0 (UN-HABITAT) 0 (UNICEF)	500,000 (UN-HABITAT) 500,000 (UNICEF)
OUTPUT 8.3. Government at national and sub-national level has developed and piloted programmes for climate change adaptation and mitigation (UNDP)	<ul style="list-style-type: none"> <li>Extent to which climate-resilient development is integrated into national development plans (2010: 1, 2015: 2, MoV: 8<sup>th</sup> NSEDP and sectoral plans)<sup>128</sup></li> </ul>	<ul style="list-style-type: none"> <li>Government considers adaptation to climate change risks and impacts and mitigation of Green House Gas Emission a priority (A)</li> </ul>	MNRE (IP)	5,800,000	400,000	5,400,000	0

123 - Other agencies such as UNFPA and WHO are involved in DRR efforts, such as Inter-agency contingency planning exercise undertaken under the Inter-Agency Standing Committee (IASC) on Emergency and Disaster preparedness and response mechanism

124 - Such as forestry, agriculture and water resources, as identified in 2nd National Communication, NAMA, NAPA and National climate change strategy

125 - Ministries with a sector working group

126 - Scale of progress from 0 to 5 points: a) 1 point = district and community disaster management plans; b) 1 point = sub-national early warning system in place; c) 1 point = Standard Operating Procedure in the target communities; d) 1 point = emergency plans in place; e) 1 point = mock training provided

127 - Not joint programme, but close cooperation

128 - Scale of progress from 1 to 2 points: a) 1 point = 7th NSEDP includes general references to CC; b) 2 points = 8th NSEDP integrates low emission climate resilient development outcomes with clear budgets in 3 priority sectors

<p>OUTPUT 8.4.</p> <p>Government<sup>129</sup> and vulnerable communities can more effectively <u>respond to emergencies, adapt to climate change and prepare for disasters</u></p> <p>(UNDP)</p>	<ul style="list-style-type: none"> <li>Disaster Management Law drafted (2010: No, 2015: Yes, MoV: draft law)</li> <li>Indicator on emergency operation centre to be defined</li> <li>Progress towards NDMO's greater coordination capacity (2010: 0 points, 2015: 5 points, MoV: project M&amp;E reports)<sup>130</sup></li> </ul>	<ul style="list-style-type: none"> <li>Serious change in the government structure and/or priorities (R)</li> <li>Unavailability of technical expertise for running and operating the Emergency Operation Centre (R)</li> </ul>	MOLSW/NDMO (IP), NDMC	2,500,000	280,000	0	2,220,000
<p>OUTPUT 8.5.</p> <p>Rural communities develop <u>agroforestry climate change resilience</u></p> <p>(FAO)</p>	<ul style="list-style-type: none"> <li>No. of households in target districts that have adopted agroforestry<sup>131</sup> farming systems (2010: 0, 2015: 100 MoV: project reports)</li> </ul>	<ul style="list-style-type: none"> <li>Partners continue to support integrated farming systems (A)</li> <li>FDI on large-scale monocropping creates disincentives for smallholder production (R)</li> </ul>	NAFRI/MAF, MNRE, MEM	1,500,000	300,000	0	1,200,000
<p>OUTPUT 8.6.</p> <p>Rural communities are better prepared for disaster risk and climate change in indigenous <u>livestock, fisheries, agricultural production and NTFPs</u></p> <p>(FAO)</p>	<ul style="list-style-type: none"> <li>% of trained households that practice disaster-prepared animal husbandry aquaculture and agriculture (2010: 0%, 2015: 40%, MoV: Project Progress Report)</li> </ul>	<ul style="list-style-type: none"> <li>Communities continue to be willing to participate in training (A)</li> <li>Outbreak of disease affects crops, fisheries and livestock (R)</li> </ul>	DLF, MAF, MNRE, MOLSW	2,500,000	300,000	0	2,200,000
<p>OUTPUT 8.7.</p> <p>Community-based <u>solid waste management and decentralized waste water treatment</u> piloted</p> <p>(UN-HABITAT)</p>	<ul style="list-style-type: none"> <li>No. of towns with community-based solid waste management and waste water treatment (2010: 0, 2015: 6, MoV: DHUP Annual Report)</li> </ul>	<ul style="list-style-type: none"> <li>Community waste management plans remain a priority for provincial government (A)</li> </ul>	Provincial branches DHUP	1,200,000	0	0	1,200,000
<p>OUTPUT 8.8.</p> <p>National and local authorities are able to effectively prepare for and respond to food shortages and <u>hunger emergencies</u> caused by natural disasters</p> <p>(WFP)</p>	<ul style="list-style-type: none"> <li>No. of National, Provincial and District Disaster Management Committees on Disaster Preparedness &amp; Response that have been trained (2010: 0, 2015: 65, MoV: Standard Project Reports)</li> <li>No. of national and local level authorities trained to effectively prepare for and respond to hunger emergencies caused by natural disasters (2011: 0, 2015: 1,950, MoV: Standard Project Reports)</li> </ul>	<ul style="list-style-type: none"> <li>Qualified local trainers are available (A)</li> <li>Reliable secondary data are available (A)</li> </ul>	NDMO, NGO TWGDMS and clusters	1,250,000 <sup>132</sup>	0	0	1,250,000

129 - including the National Disaster Management Committee and the National Disaster Management Office

130 - Scale of progress from 0 to 5 points: a) 1 point = National and Provincial Emergency Operations exist; b) 1 point = National Standard Operating Procedures for Disaster Preparedness and Response; c) 1 point = Provincial Standard Operating Procedures for Disaster Preparedness and Response; d) 1 point = National Emergency Plan in place; e) 1 point = provincial emergency plan

131 - According to International Centre of Research on Agroforestry Forestry

132 - The indicative budget only refers to training activities. The direct response for emergency food assistance will be carried out under Emergency Operations (e.g. \$25m between 2007 and 2010)





## Outcome 09

A quarter of all villages in Lao PDR are still contaminated with UXO © UNDP/Paul Wager

## NATIONAL PRIORITY

7th NSEDP specific directions and tasks:

3 / iii. Labour and social welfare, target 6

Localized MDG 9

Sectoral plan:

The Safe Path Forward II (draft)

10-Year Plan (draft)

Result (agency)	Indicators, Baseline, Target, MoV	Risks/ Assumptions	Partners	Indicative Resources (in US\$)			
				Total	Core/ Regular	Non core/ Extra mobilized/ committed	Non Core extra, to be mobilized
<p><b>OUTCOME 9</b> By 2015, national and local governments and communities have reduced the impact of unexploded ordnance on people in Lao PDR<sup>133</sup> (UNDP - UN-HABITAT, UNIDO)</p>	<ul style="list-style-type: none"> <li>No. of UXO casualties in Lao PDR per year (2008: 300, 2020: 75, MoV: NRA database)</li> <li>Hectares released for productive use by all UXO operators per year (2010: 3,799 ha, 2015: 5,000 ha MoV: NRA Sector Annual Report)</li> <li>No. of UXO destroyed per year (2010: 65,138, 2015: 60,000<sup>134</sup>, MoV: NRA Sector Annual Report)</li> <li>No. of affected<sup>135</sup> districts where clearance operation is based on District Clearance Plans (2012: TBC, 2015: TBC, MoV: TBC<sup>136</sup>)</li> <li>Victim Assistance Strategy in line with Convention on Cluster Munitions endorsed by government (2011: No, 2015: Yes, MoV: strategy document)</li> <li>National policy on 'UXO within the scrap metal trade' endorsed (2010: No; 2015 Yes, MoV: policy document)</li> <li>Incidents of waterborne and hygiene related diseases in Bolapha district per year<sup>137</sup> (2008: 14.5%, 2015: 5%, MoV: Provincial Department of Health reports)</li> </ul>						
<p>OUTPUT 9.1. <u>UXO Lao is better able to manage clearance and risk education programmes for the needs of communities at risk</u> (UNDP)</p>	<ul style="list-style-type: none"> <li>No. of hectares of priority land released in accordance with National Standards and the Convention on Cluster Munitions per year (2009: 2,600 ha, 2015: 2,600 ha, MoV: UXO Lao Annual Report)</li> <li>Progress towards a sustainable programme management capacity for UXO (2010: 1 point, 2015: 4 points, MoV: project M&amp;E report)<sup>138</sup></li> </ul>	<ul style="list-style-type: none"> <li>UXO Lao expands its annual budget (A)</li> <li>International assistance increases in line with CCM (A)</li> <li>New technology suitable to Lao context introduced (A)</li> </ul>	UXO Lao/ MOLSW (IP), NRA	19,200,000 (UNDP)	1,200,000 (UNDP)	2,282,715 (UNDP)	15,717,285 (UNDP)
<p>OUTPUT 9.2. The National Regulatory Authority for the UXO/Mine Action Sector is better able to coordinate and regulate the UXO sector (UNDP)</p>	<ul style="list-style-type: none"> <li>No. of UXO survivors whose needs are tracked (2010: 0, 2015: 10,000 MoV: NRA Database)</li> <li>No. of districts with district clearance plan based on district survey (2010: 0, 2015: 20, MoV: District Clearance Plans)</li> <li>% of operators accredited (2010: 33%, 2015: 100% MoV: NRA Annual Report)</li> <li>% of operators reporting electronically to the NRA (2010: 13%<sup>139</sup>, 2015: 80%, MoV: NRA database)</li> <li>Victim Assistance Sector Strategy drafted (2010: No, 2015: Yes; MoV: NRA Annual Report)</li> <li>National policy on 'UXO within the scrap metal trade' drafted (2010: No; 2015 Yes, MoV: draft policy document)</li> <li>% of population in UXO affected areas with improved knowledge, attitudes and practices related to UXO risk reduction (2010: TBC<sup>140</sup>, 2015: TBC, MoV: KAP studies)</li> </ul>	<ul style="list-style-type: none"> <li>Government remains supportive to approve a UXO sector strategy (A)</li> </ul>	NRA (IP), UXO Lao/MOLSW, INGOs, commercial operators	6,320,000 (UNDP)	320,000 (UNDP)	718,500 (UNDP)	5,281,500 (UNDP)

133 - including the integration of UXO victims into their societies and meeting their needs

134 - As clearance goes on, the number of UXO items is likely to go down; that is why the annual target is lower than the baseline

135 - Districts are considered 'affected' by UXOs if they are identified as such by district authorities

136 - NRA plans to set up a monitoring mechanism in 2011

137 - indicator track the results of more effective and efficient UXO clearance which subsequently will enable to construct and manage more and better watsan facilities in pilot district

138 - Scale of progress from 1 to 4 points: a) 1 point = institutional capacity assessment and development strategy with proposed institutional structure exists; b) 1 point = > 50% of proposals developed by UXO national staff within given time frame; c) 1 point = NIM audit stipulates at least 'satisfactory'; d) 1 point = all NIM policy requirement met

139 - 2 operators out of 15 in 2011

140 - Baseline will be established through a KAB study in 2010/2011

<p>OUTPUT 9.3. National institutions are better able to implement the Convention on Cluster Munitions obligations (UNDP)</p>	<ul style="list-style-type: none"> <li>Article 7 CCM Reports submitted by Jan 27<sup>th</sup> per year (2010: Yes, 2015: Yes, MoV: Article 7 CCM Report)</li> <li>No. of global CCM meetings<sup>141</sup> attended by the Lao PDR Government from 2012-2015 (2010: 2, 2015: 8, MoV: CCM website)</li> <li>National contribution to the UXO sector in million kips per year (2010: 250, 2015: TBC<sup>142</sup>, MoV: Article 7 Report)</li> <li>Total UXO sector expenditure per year (2010: USD 20,000,000, 2015: USD 30,000,000, MoV: NRA annual report)</li> </ul>	<ul style="list-style-type: none"> <li>The International Treaty Support Unit/ Legal Advisory Unit remains (A)</li> </ul>	MOFA (IP), NRA	800,000	200,000	0	600,000
<p>OUTPUT 9.4. Communities in UXO contaminated Bulapha pilot district carry out integrated community-based development programmes (UNDP, UN-HABITAT, UNIDO) – Joint UN Programme</p>	<ul style="list-style-type: none"> <li>% of people in four pilot communities in Bulapha district that have access to both pipe water supply and sanitation (2011: 0%, 2015: 80%, MoV: Annual Sector Investment Plan-DHUP/MPWT; MICS, DHS)</li> <li>Incidents of waterborne and hygiene related diseases in Bolapha district per year<sup>143</sup> (2008: 14.5%, 2015: 5%, MoV: Provincial Department of Health reports)</li> <li>No. of UXO clearing requests in Bulapha district where response was within national standards per year (2012: 0, 2015: TBC, MoV: TBC)</li> <li>No. of community development groups<sup>144</sup> in selected formerly contaminated with UXO established by 2013 (2010: 0, 2015: 10, MoV: SMEPDO annual reports)</li> </ul>	<ul style="list-style-type: none"> <li>Government continues to support community-based programmes in areas with UXOs (A)</li> </ul>	DPWT (IP), MOIC/SMEPDO	2,266,000	0	0	2,266,000

141 - 1 Intersession Meeting and 1 State Party Meeting per year

142 - To be defined in 2011 with government

143 - indicator track the results of more effective and efficient UXO clearance which subsequently will enable to construction and management of more and better water and sanitation facilities in pilot district

144 - Women's groups, producers groups



## Outcome 10

Community family planning counseling session © UNFPA

## NATIONAL PRIORITY

7th NSEDP specific directions and tasks:

3/ V. Population policy, promotion of gender equality and women's advancement

National Strategy for the Advancement of Women (2011-2015)

Result (agency)	Indicators, Baseline, Target, MoV	Risks/ Assumptions	Partners	Indicative Resources (in US\$)			
				Total	Core/ Regular	Non core/ Extra mobilized/ committed	Non Core extra. to be mobilized
<p><b>OUTCOME 10</b></p> <p>By 2015, People in Lao PDR benefit from policies and programmes which more effectively promote gender equality and increased participation and representation of women in formal and informal decision making (UNFPA, UN Women)</p> <p>* FAO, ILO, ITC, IFAD, IOM, OHCHR, UNAIDS, UNCDF, UNCTAD, UNDP, UNEP, UNESCO, UN-HABITAT, UNICEF, UNICRI, UNIDO, UNODC, UNV, WFP, WHO)<sup>145</sup></p>	<ul style="list-style-type: none"> <li>Gender inequality index (2008: 0.65, 2015: TBC, MoV: HDR)</li> <li>Gender differentials in hours spent in domestic labor (2009: 2.4 hrs/day for women and 0.5 hrs/day for men; 2015: 2.3 hrs/day for women and 0.4 hrs/day for men, MoV: LECS)</li> <li>Age at first birth (2005: 19, 2015: 20, MoV: LRHS 2005, LSIS)</li> <li>% of contraceptive method use requiring male cooperation (2005: Condom: 0.8%; Male sterilization: 0.0% (LRHS 2005), 2015: TBC, MoV: LSIS (MICS/DHS)</li> <li>% of women aged 15-49 years who believe a husband is justified in beating his partner (2006: 81%; 2015: TBC, MoV: LSIS)</li> <li>% of men aged 15-49 years who believe a husband is justified in beating his wife/partner (not yet available)</li> <li>No. of CEDAW recommendations acted upon by sector (2011: 2, 2015: 50, MoV: CEDAW Report/review)</li> <li>No. of actions in the National Strategy for the Advancement of Women 2011-2015 acted upon (2011: 0, 2015: 57, MoV: LaoNCAW Annual meeting and report)</li> </ul>						
<p>OUTPUT 10.1</p> <p>Institutions at central and sub-national level are better able to enhance gender equality and follow up CEDAW recommendations (UNFPA, UN Women)</p>	<ul style="list-style-type: none"> <li>No. of sectoral and provincial Sub-Commissions for the Advancement of Women systematically monitoring and reporting on implementation of National Strategy for the Advancement of Women (2011: 0; 2015: 15; LaoNCAW Annual meeting and report)</li> <li>No. of advocacy campaigns or initiatives based on disaggregated data and gender analysis conducted by Lao National Commission for the Advancement of Women (2011: 1; 2015: 12; Advocacy materials by LaoNCAW)</li> <li>Monitoring indicators for implementation of the National Strategy on the Advancement of Women in place and utilized (2011: No; 2015: Yes; MoV: LaoNCAW reports)</li> <li>No. of gender recommendations proposed and implemented by Sub-CAW (2011: TBC; 2015: TBC; MoV: Lao NCAW &amp; Sub-CAW Reports)</li> <li>No. of media professionals with enhanced understanding on GBV (2011: 0; 2015: 20; MoV: project reports and media clippings)</li> <li>No. of youth groups participating in GBV Campaign (2011: 2; 2015: 8; MoV: project reports)</li> </ul>	<ul style="list-style-type: none"> <li>Gender coordination mechanism is functioning (A)</li> <li>Lack of qualified and skilled senior officials at LaoNCAW (R)</li> </ul>	LaoNCAW, LWU, media professionals, line ministries, National Assembly	700,000 (UNFPA) 300,000 (UN Women)	200,000 (UNFPA) 50,000 (UN Women)	0 (UNFPA) 150,000 (UN Women)	500,000 (UNFPA) 100,000 (UN Women)

145 - All UN funds, programmes and agencies contributing to the UNDAF Action Plan contribute to gender-related interventions under the other UNDAF Action Plan outcomes

<p>OUTPUT 10.2. Civil society organizations are better able to advocate for gender responsive policies and demand accountability in line with CEDAW commitments (UN Women)</p>	<ul style="list-style-type: none"> <li>No. of policy fora participated by members of the CEDAW Watch Group to advocate for gender responsive policies (2011: 1; 2015: 8; MoV: Report of the CEDAW Watch Group)</li> <li>No. of civil society organizations engaged in the CEDAW reporting process and/or implementation of CEDAW Concluding Comments (2011: 13; 2015: 50; MoV: Report of the CEDAW Watch Group)</li> </ul>	<ul style="list-style-type: none"> <li>Openness to civil society as per the Decree (A)</li> </ul>	<p>Civil society organizations involved in CEDAW process</p>	<p>100,000 (UN Women)</p>	<p>0 (UN Women)</p>	<p>100,000 (UN Women)</p>	<p>0 (UN Women)</p>
<p>OUTPUT 10.3. Women groups have enhanced capacity and opportunities to engage in decision making and planning process (UN Women)</p>	<ul style="list-style-type: none"> <li>No. of women trained on political participation, leadership and participation in decision making (to be determined)</li> </ul>	<ul style="list-style-type: none"> <li>Political will to support women's participation in politics is sustained (A)</li> <li>No sustained capacity building mechanism for women's participation in politics and decision making (R)</li> </ul>	<p>LWU, Lao NCAW, Academics</p>	<p>100,000 (UN Women)</p>	<p>0 (UN Women)</p>	<p>0 (UN Women)</p>	<p>100,000 (UN Women)</p>

**REMARK:** The UN will work towards greater **gender equality** and increased **participation and representation of women** (UNDAF outcome 4) in two ways:

- through specific outputs
- by mainstreaming gender-specific activities throughout all other outcomes

# IX. Other Provisions

---

This UNDAF Action Plan **supersedes** any previously signed Country Programme Action Plans and any operational documents.

The UNDAF Action Plan may be **modified** by mutual consent, in writing. The UNDAF Action Plan may be **extended** or **terminated** under certain conditions. In the event of any significant change in the situation requiring a change in objectives or a need to extend the duration and scope of the planned programme components, the Government will make a formal request to the UN system agencies through the Representatives of each of the UN system agencies and an appropriate amendment to this UNDAF Action Plan will be negotiated.

In the event of a failure by one party to fulfil any of its obligations under this UNDAF Action Plan:

(a) where the defaulting party is one of the UN system agencies, the Government may either (i) suspend the discharge of its own obligations vis-à-vis the defaulting party by giving written notice to that effect to the defaulting party or (ii) terminate the UNDAF Action Plan vis-à-vis the defaulting party by giving written notice of sixty (60) days to the defaulting party; and

(b) where the defaulting party is the Government, the UN system agency as to which the Government has defaulted, either alone or together with all other UN system agencies, may either (i) suspend the discharge of its own obligations by giving written notice to that effect to the defaulting party or (ii) terminate the UNDAF Action Plan by giving written notice of sixty (60) days to the defaulting party.

Any dispute between the Government and an UN system agency shall be resolved in accordance with the provisions of that Organisation's basic agreement with the Government as referred in Part 2 of this UNDAF Action Plan. Any dispute among the UN system agencies shall be resolved exclusively among the UN system agencies through approaches identified in the UNDG-endorsed dispute resolution mechanism.

The Government will honour its commitments in accordance with the provisions of the cooperation and assistance agreements outlined in paragraph [x above in the section on Basis of the Relationship]. The Government shall apply the provisions of the Convention on the Privileges and Immunities of the United Nations agencies to the Agencies' property, funds, and assets and to its officials and consultants. In addition, the Government will accord to the Agencies and their officials and to other persons performing services on behalf of the Agencies, the privileges, immunities and facilities as set out in the cooperation and assistance agreements between the Agencies and the Government. The Government will be responsible for dealing with any claims, which may be brought by third parties against any of the Agencies and its officials, advisors and agents. None of the Agencies nor any of their respective officials, advisors or persons performing services on their behalf will be held responsible for any claims and liabilities resulting from operations under the cooperation and assistance agreements, except where it is mutually agreed by Government and a particular Agency that such claims and liabilities arise from gross negligence or misconduct of that Agency, or its officials, advisors or persons performing services.

(a) "Nothing in this Agreement shall imply a waiver by the UN or any of its Agencies or Organisations of any privileges or immunities enjoyed by them or their acceptance of the jurisdiction of the courts of any country over disputes arising of this Agreement".

(b) Nothing in or relating to this document will be deemed a waiver, expressed or implied, of the privileges and immunities of the United Nations and its subsidiary organs, including WFP, whether under the Convention on the Privileges and Immunities of the United Nations of 13th February 1946, the Convention on the Privileges and Immunities of the Specialised Agencies of 21st November 1947, as applicable, and No provisions of this Note Verbale or any Institutional Contract or any Undertaking will be interpreted or applied in a manner, or to an extent, inconsistent with such privileges and immunities.

The implementing partner shall:

a) put in place an appropriate **security plan** and maintain the security plan, taking into account the security situation in the country where the project is being carried;

b) Assume all risks and liabilities related to the implementing partner's security, and the full implementation of the security plan.

UNDP reserves the right to verify whether such a plan is in place, and to suggest modifications to the plan when necessary. Failure to maintain and implement an appropriate security plan as required hereunder shall be deemed a breach of this agreement. The implementing partner agrees to undertake all reasonable efforts to ensure that none of the UNDP funds received pursuant to the UNDAF Action Plan and AWP and/or Project Document are used to provide support to individuals or entities associated with terrorism and that the recipients of any amounts provided by UNDP hereunder do not appear on the list maintained by the Security Council Committee established pursuant to resolution 1267 (1999). The list can be accessed via <http://www.un.org/Docs/sc/committees/1267/1267ListEng.htm>. This provision must be included in all sub-contracts or sub-agreements entered into under this UNDAF Action Plan and AWP and/or Project Document.

The UNDAF Action Plan contained herein will enter into force upon the signature of the Government and the UN system agencies, as duly authorized.



# X. Glossary

---

**ADB:** Asian Development Bank  
**AIDS:** Acquired Immunodeficiency Syndrome  
**ARV:** Anti-Retro Viral  
**AWP:** Annual Work Plan  
**BAT:** Best Available Techniques  
**BCA:** Basic Cooperation Agreement  
**BEP:** Best Environmental Practices  
**CBO:** Community Based Organization  
**CCM:** Convention on Cluster Munitions  
**CEB:** Chief Executives Board  
**CEDAW:** Convention on the Elimination of All Forms of Discrimination against Women  
**CHAS:** Center for HIV/AIDS/STI  
**CPC:** Committee for Planning and Cooperation  
**CRC:** Committee on the Rights of the Child  
**CSO:** Civil Society Organizations  
**CU5:** Children under 5 years of age  
**DIC:** Department of International Cooperation of MPI  
**DHUP:** Department of Housing and Urban Planning of MPWT  
**DHS:** Demographic and Health Surveys  
**DLF:** Department of Livestocks and Fisheries of MAF  
**DoA:** Department of Agriculture  
**DoI:** Department of Industry of MOIC  
**DoF:** Department of Forestry of MAF  
**DoS:** Department of Statistics / National Statistics Bureau  
**DPT3:** Diphtheria, tetanus toxoid and pertussis vaccine third dose  
**DPWT:** Department of Public Works and Transport  
**EFA:** Education for All  
**EMIS:** Education Management Information System  
**EMP:** Environment Management Plan  
**ESCAP:** United Nations Economic and Social Commission for Asia and the Pacific  
**ESIA:** Environmental and Social Impact Assessment  
**FAO:** Food and Agriculture Organisation  
**FDI:** Foreign Direct Investment  
**FFS:** Farmer's Field School  
**FTI:** Fast Track Initiative  
**GAPR:** Global AIDS Progress Report  
**GBV:** Gender Based Violence  
**GDP:** Gross Domestic Product  
**GF = GFATM:** Global Fund to Fight HIV/AIDS, Tuberculosis and Malaria  
**GIA:** Government Inspection Authority  
**GIZ:** Deutsche Gesellschaft für Internationale Zusammenarbeit (German Agency for International Cooperation)  
**GoL:** Government of the Lao PDR  
**GPAR:** Governance and Public Administration Reform  
**HDR:** Human Development Report  
**HIV:** Human Immunodeficiency Virus  
**HH:** Households  
**HMIS:** Health Management Information System  
**HSDP:** Health System Development Programme  
**IASC:** Inter-Agency Standing Committee on Emergency and Disaster preparedness and response  
**IFAD:** International Fund for Agriculture Development  
**ILO:** International Labour Organisation  
**INGO:** International Non-Governmental Organisation  
**IOM:** International Organization for Migration  
**IP:** Implementing Partner  
**IPM:** Integrated Pest Management  
**IPD:** Investment Promotion Department of MPI  
**IRIS:** International Recommendations for Industrial Statistics

**ITC:** International Trade Centre  
**IYCF:** Infant and Young Child Feeding  
**JCAS:** UN Joint Communication and Advocacy Strategy 2012-2015  
**JOICFP:** Japanese Organization for International Cooperation in Family Planning  
**JUNT:** Joint UN Team on HIV/AIDS  
**KAP:** Knowledge, Attitude and Practice  
**LaoNCAW:** Lao National Commission for the Advancement of Women  
**Lao PDR:** The Lao People's Democratic Republic  
**LBA:** Lao Bar Association  
**LCDC:** Lao National Commission for Drug Control and Supervision  
**LDC:** Least Developed Country  
**LECS:** Lao Expenditure and Consumption Survey  
**LFTU:** Lao Federation of Trade Unions  
**LRHS:** Lao Reproductive Health Survey  
**LNCCI:** Lao National Chamber of Commerce and Industry  
**LNP+:** Laos Network of PLHIV  
**LNTA:** Lao National Tourism Administration, PMO  
**LSIS:** Lao Social Indicator Survey  
**LWU:** Lao Women's Union  
**LYAP:** Lao Youth Action for AIDS/HIV Programme  
**LYU:** Lao Youth Union  
**M&E:** Monitoring and Evaluation  
**MAF:** Ministry of Agriculture and Forestry  
**MDGs:** Millennium Development Goals  
**MEM:** Ministry of Energy and Mines  
**MIC:** Ministry of Information and Culture  
**MICS:** Multi Indicator Cluster Survey  
**MNCHN:** Maternal, Neonatal and Child Health and Nutrition  
**MNRE:** Ministry of Natural Resources and Environment  
**MOD:** Ministry of Defence  
**MOES:** Ministry of Education and Sports  
**MOF:** Ministry of Finance  
**MOFA:** Ministry of Foreign Affairs  
**MOH:** Ministry of Health  
**MOHA:** Ministry of Home Affairs  
**MOIC:** Ministry of Industry and Commerce  
**MOJ:** Ministry of Justice  
**MOLSW:** Ministry of Labour and Social Welfare  
**MOPS:** Ministry of Public Security  
**MoV:** Means of Verification  
**MPI:** Ministry of Planning and Investment  
**MPWT:** Ministry of Public Works and Transport  
**MRC:** Mekong River Commission  
**NA:** National Assembly  
**NAFRI:** National Agriculture and Forestry Research Institute  
**NAPPA:** National Academy of Politics and Public Administration  
**NCA:** Norwegian Church Aid  
**NCAW:** National Commission for the Advancement of Women  
**NCCA:** National Committee for the Control of AIDS  
**NDMC:** National Disaster Management Committee  
**NDMO:** National Disaster Management Office  
**NERI:** National Economic Research Institute  
**NGO:** Non-Governmental Organisation  
**NHA:** National Health Accounts  
**NHS:** National Health Survey  
**NNS/NPAN:** National Nutrition Strategy and National Plan of Action for Nutrition  
**NRA:** National Regulatory Authority on UXO  
**NSAP\_15:** National Strategy and Action Plan on HIV/AIDS/STI 2011-2015  
**NSC:** National Statistics Centre  
**NSEDP:** National Socio-Economic Development Plan  
**NTFP:** Non-Timber Forest Products  
**NUoL:** National University of the Lao PDR  
**ODA:** Official Development Assistance

**OHCHR:** Office of High Commissioner for Human Rights  
**OMT:** UN Operations Management Team  
**ORC:** Office of the United Nations Resident Coordinator  
**OSH:** Occupational Safety and Health  
**OSPP:** Office of the Public Prosecutor  
**PCDC:** Provincial Commission for Drug Control and Supervision  
**PDMO:** Provincial Disaster Management Office  
**PEDA:** Association for the Promotion of Education and Development  
**PLHIV:** People Living with HIV  
**PMO:** Prime Minister's Office  
**PSC:** People's Supreme Court  
**PSI:** Population Services International  
**RC:** United Nations Resident Coordinator  
**RECP:** Resource Efficient and Cleaner Production  
**RTM:** Round Table Meeting  
**RTP:** Round Table Process  
**SBAA:** Standard Basic Assistance Agreement  
**SIA:** State Inspection Authority  
**SME:** Small and Medium Sized Enterprise  
**SMEPDO:** Small and Medium Sized Enterprise Promotion and Development Office of MOIC  
**SMP:** Social Management Plan  
**STI:** Sexually Transmitted Infections  
**SWG:** Sector Working Groups  
**TB:** Tuberculosis  
**TBC:** to be confirmed  
**TPPD:** Department of Trade Promotion and Product Development (TPPD), MOIC  
**TWG:** Technical Working Group  
**TWGDMD:** Technical Working Group on Disaster Management  
**U5:** Under 5 years of age  
**UIS:** Urban Inequities Survey  
**UHS:** University of Health Sciences, MOH  
**UN:** United Nations  
**UNAIDS:** United Nations Programme on HIV/AIDS  
**UNCAC:** UN Convention against Corruption  
**UNCDF:** United Nations Capital Development Fund  
**UNCG:** United Nations Communication Group  
**UNCT:** United Nations Country Team  
**UNCTAD:** United Nations Conference on Trade and Development  
**UNDAF:** United Nations Development Assistance Framework  
**UNDG:** United Nations Development Group  
**UNDP:** United Nations Development Programme  
**UNEP:** United Nations Environment Programme  
**UNESCO:** United Nations Educational, Scientific and Cultural Organisation  
**UNFPA:** United Nations Population Fund  
**UNGASS:** United Nations General Assembly Special Session (UNGASS) on the World Drug Problem  
**UN-HABITAT:** United Nations Human Settlements Programme  
**UNHCR:** United Nations High Commissioner for Refugees  
**UNIAP:** United Nations Inter-Agency Project on Human Trafficking  
**UNICEF:** United Nations Children's Fund  
**UNICRI:** United Nations Interregional Crime and Justice Research Institute  
**UNIDO:** United Nations Industrial Development Organization  
**UNODC:** United Nations Office on Drugs and Crime  
**UNV:** United Nations Volunteers  
**UPR:** Universal Periodic Review  
**USD:** United States Dollars  
**UXO:** Unexploded Ordnance  
**VDCAP:** Vientiane Declaration and Country Action Plan  
**VHV:** Village Health Volunteer  
**WB:** World Bank  
**WFP:** World Food Programme  
**WHO:** World Health Organisation  
**WRA:** Women of Reproductive Age  
**WV:** World Vision





