



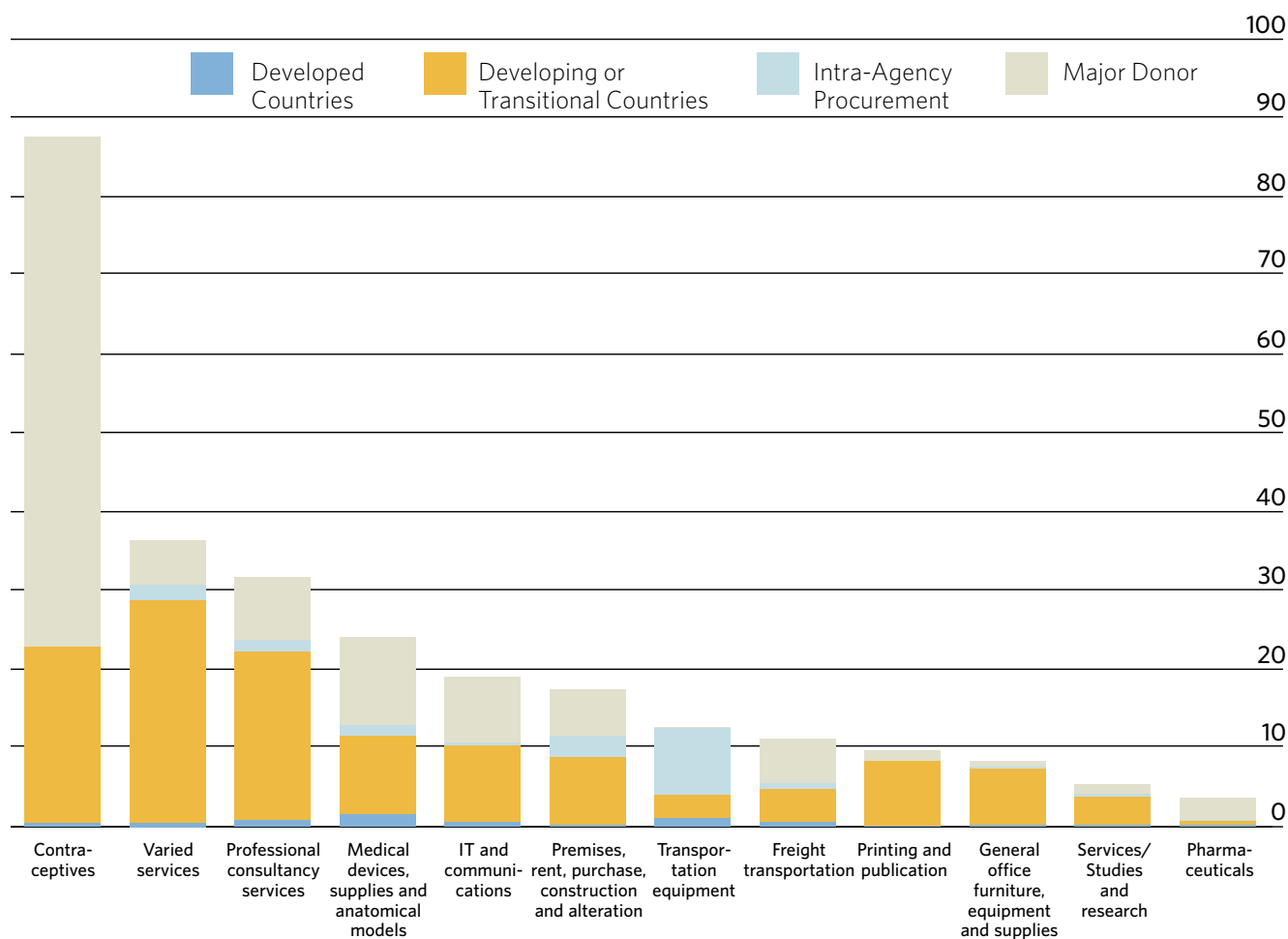
Procurement Statistics

2011

UNFPA - because everyone counts

Products/Services Country Distribution (USD)

Indicates the source of major product groups and services



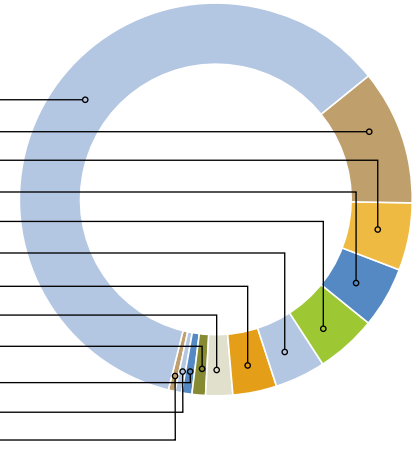
Category	Developed Countries	Developing or Transitional Countries	Intra-Agency Procurement	Major Donor Countries	Grand Total
Contraceptives	447,839	22,405,778	8,099	64,985,269	87,846,985
Varied services	494,123	28,283,417	2,043,409	5,610,822	36,431,772
Professional consultancy services	846,362	21,388,563	1,541,347	7,971,227	31,747,499
Medical devices, supplies and anatomical models	1,507,562	10,015,653	1,442,643	11,117,931	24,083,788
IT and communications	562,754	9,751,130	363,846	8,415,844	19,093,574
Premises, rent, purchase, construction and alteration	174,506	8,688,839	2,694,362	5,901,950	17,459,658
Transportation equipment	1,067,838	2,980,194	8,516,453	118,642	12,683,127
Freight transportation	526,135	4,295,178	654,366	5,669,007	11,144,686
Printing and publication	40,519	8,269,491	36,603	1,336,237	9,682,849
General office furniture, equipment and supplies	155,290	7,202,909	207,326	790,147	8,355,671
Services / Studies and research	182,038	3,661,449	327,964	1,152,925	5,324,377
Pharmaceuticals	166,075	570,861	36,425	2,909,204	3,682,565
Grand Total	6,171,041	127,513,462	17,872,844	115,979,204	267,536,550

PSB Procurement (Includes Third Party Procurement)

Products/services distribution

USD Value

87,508,366	Contraceptives	60.53%
15,745,240	Medical devices, supplies and anatomical models	10.89%
8,032,241	Freight transportation	5.56%
7,536,577	IT and communications	5.21%
7,025,637	Professional consultancy services	4.86%
5,929,426	Premises, rent, purchase, construction and alteration	4.10%
5,422,719	Varied services	3.75%
3,118,376	Pharmaceuticals	2.16%
1,464,493	Transportation equipment	1.01%
1,226,233	Printing and publication	0.85%
1,004,296	Services / Studies and research	0.69%
552,694	General office furniture, equipment and supplies	0.38%
144,566,298	TOTAL	100.00%

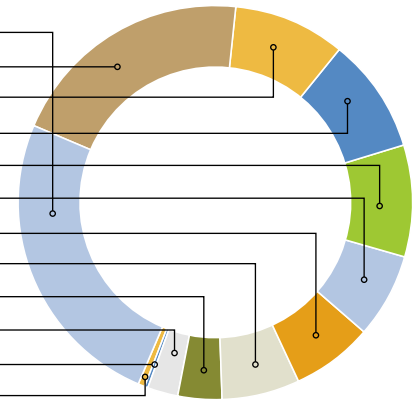


Local Procurement

Relative expenditures for each product group

USD Value

31,009,052	Varied services	25.22%
24,721,861	Professional consultancy services	20.10%
11,556,998	IT and communications	9.40%
11,530,233	Premises, rent, purchase, construction and alteration	9.38%
11,218,634	Transportation equipment	9.12%
8,456,617	Printing and publication	6.88%
8,338,548	Medical devices, supplies and anatomical models	6.78%
7,802,977	General office furniture, equipment and supplies	6.35%
4,320,081	Services / Studies and research	3.51%
3,112,445	Freight transportation	2.53%
564,189	Pharmaceuticals	0.46%
338,619	Contraceptives	0.28%
122,970,253	Local Procurement Total	100.00%

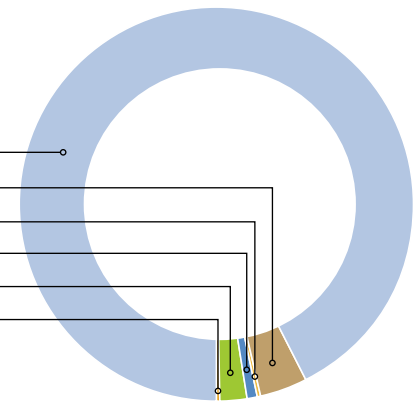


Third Party Procurement

Relative expenditures for each product group

USD Value

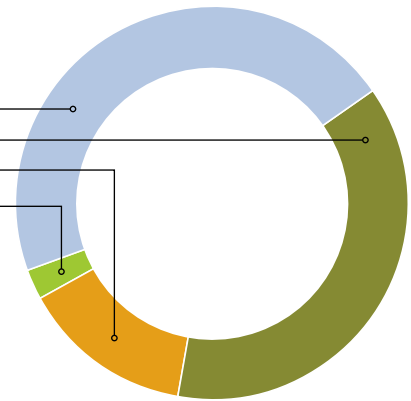
34,867,508	Contraceptives	92.59%
1,498,649	Freight transportation	3.98%
84,818	General office furniture, equipment and supplies	0.23%
284,936	IT and communications	0.76%
819,477	Medical devices, supplies and anatomical models	2.18%
103,095	Pharmaceuticals	0.27%
37,658,483	Third Party Procurement Total	100.00%



Total Procurement (USD)

USD Value

122,970,253	Local Procurement	47.11%
100,406,600	PSB Procurement	38.46%
37,658,483	Third Party Procurement	14.43%
6,501,215	Inventory	2.49%
261,035,336	Grand Total	100.00%



" The types of procurement undertaken within UNFPA are described below.

UNFPA Procurement includes four elements:

1. PSB PROCUREMENT

Procurement undertaken by the Procurement Services Branch (PSB) for UNFPA funded projects and for equipment and supplies for UNFPA offices (including procurement for administrative purposes, publications, and services required by UNFPA, New York).

2. THIRD PARTY PROCUREMENT

Procurement undertaken by Procurement Services Branch when a third party (e.g. governments, other agencies or institutions) outsources procurement to UNFPA, including AccessRH.

3. INVENTORY

UNFPA procures Emergency Kits and RH commodities that are held in Inventory to quickly respond to emergency situations and reduce lead times for the delivery of key commodities.

4. LOCAL PROCUREMENT

All other non-RHC (Reproductive Health Commodities) procurement directly undertaken by UNFPA Country Offices (from local or international suppliers).

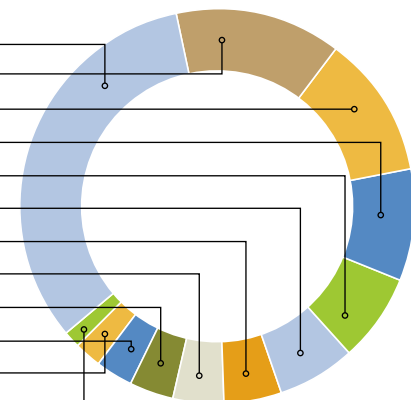
Please note that these procurement statistics exclude UNFPA personnel costs and travel expenditures.

Products/Services Distribution

Relative expenditures for each product group

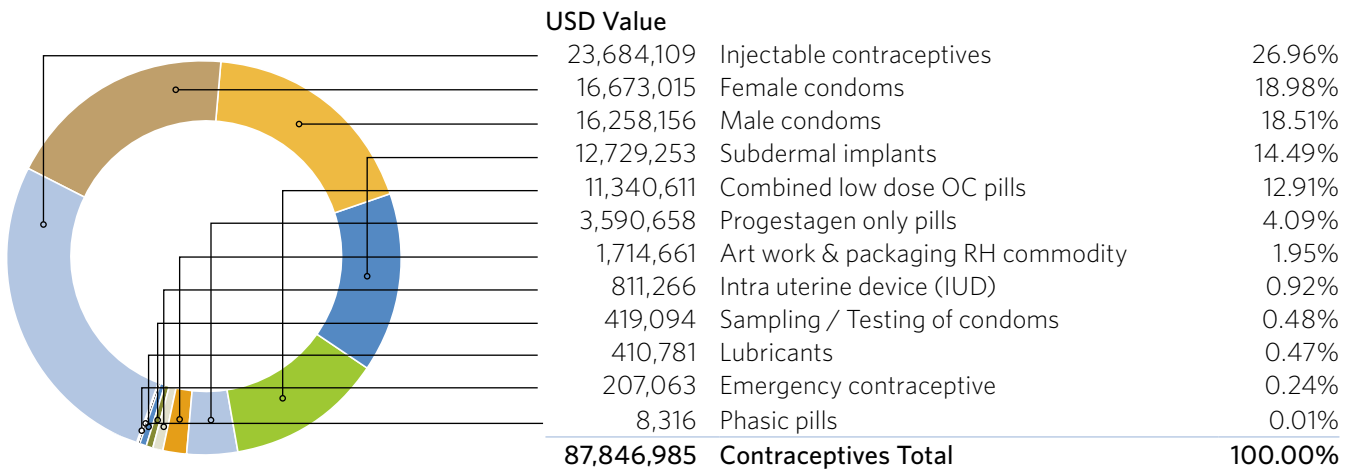
USD Value

87,846,985	Contraceptives	32.84%
36,431,772	Varied services	13.62%
31,747,499	Professional consultancy services	11.87%
24,083,788	Medical devices, supplies and anatomical models	9.00%
19,093,574	IT and communications	7.14%
17,459,658	Premises, rent, purchase, construction and alteration	6.53%
12,683,127	Transportation equipment	4.74%
11,144,686	Freight transportation	4.17%
9,682,849	Printing and publication	3.62%
8,355,671	General office furniture, equipment and supplies	3.12%
5,324,377	Services / Studies and research	1.99%
3,682,565	Pharmaceuticals	1.38%
267,536,550	Grand Total	100.00%



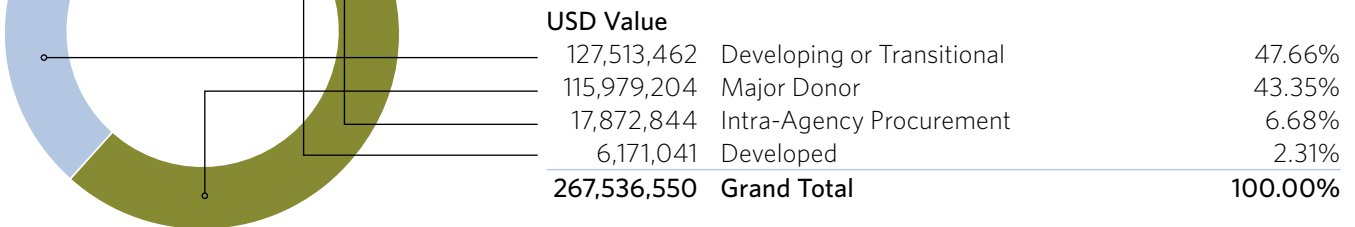
Contraceptive Distribution

Relative expenditure versus contraceptive methods

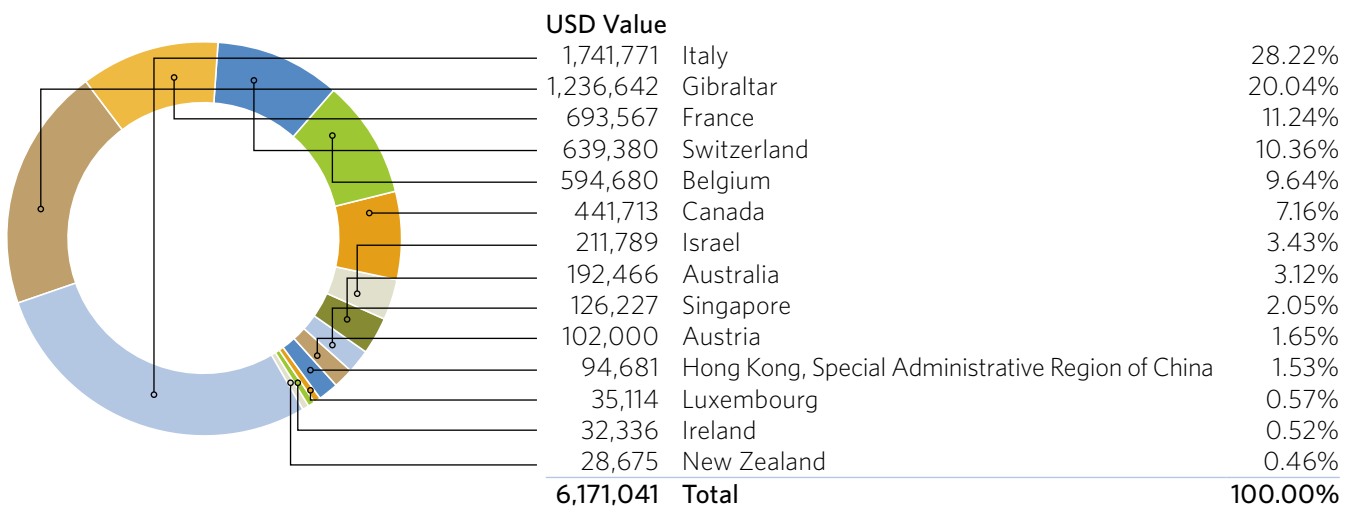


Country Distribution and Intra-Agency Procurement

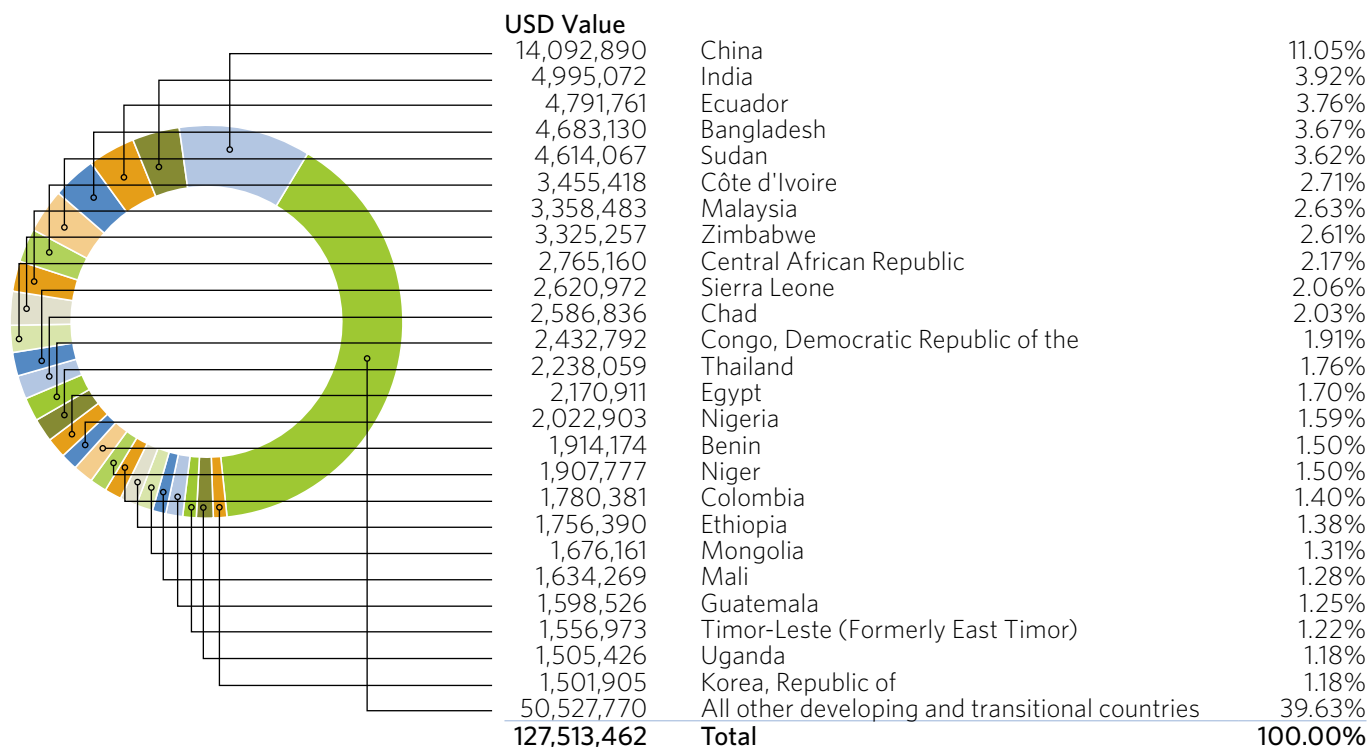
Source of procurement



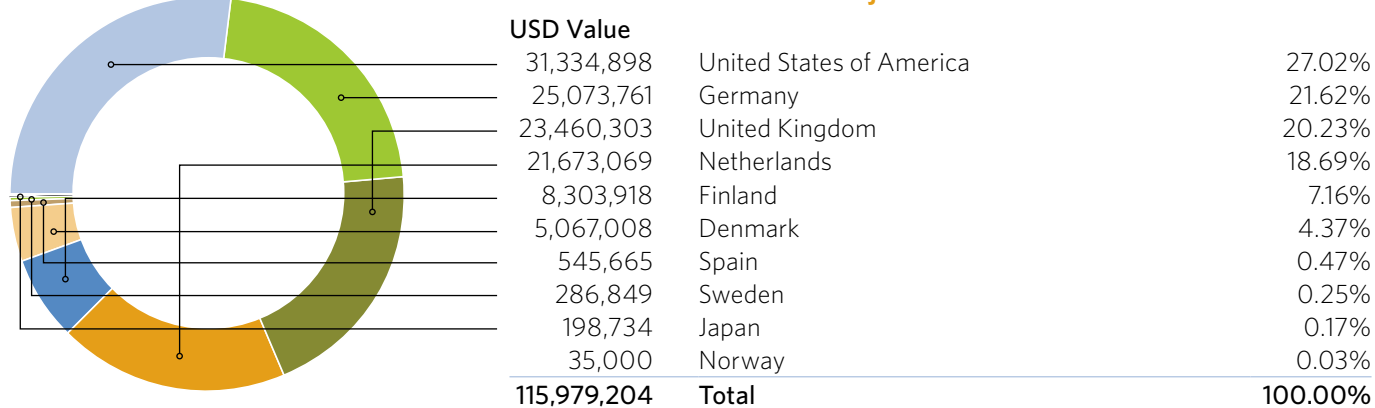
Procurement from Developed Countries (excluding Major Donor Countries)



Procurement from Developing and Transitional Countries



Procurement from Major Donor Countries



Intra-Agency Procurement

Relative expenditures in USD for each product group



Country Products/Services Distribution

(Indicates the value of procurement and products/services from respective countries)

Country	Contraceptives	General office furniture, equipment and supplies	IT and communications	Medical devices, supplies and anatomical models	Pharmaceuticals	Premises, rent, purchase, construction and alteration	Services	Services / Consultants	Services / Freight transportation	Services / Printing and publication	Services / Studies and research	Transportation equipment	Grand total
United States	12,165,087	337,816	323,147	3,324,790	342,619	-	5,789,288	624,299	5,876,036	897,052	-	1,654,764	31,334,898
Germany	17,878,768	1,186,487	108,250	699,242	4,288,002	632	-	-	892,972	11,200	5,560	2,648	25,073,761
United Kingdom	16,938,965	347,613	113,010	1,145,484	-	21,424	-	82,524	803,684	206,774	-	3,800,826	23,460,303
Netherlands	9,860,154	2,376,486	55,436	7,946	6,456,928	2,887,148	-	12,675	220	-	-	16,077	21,673,069
China	9,712,106	1,094,034	157,472	17,924	2,229,575	18,193	93,111	77,652	372,681	114,452	63,316	142,376	14,092,890
UNOPS / multiple countries	-	455,517	5,000	-	1,217	-	-	-	1,111,320	-	8,372,024	29,796	9,974,874
Finland	8,133,000	44,922	76,537	47,551	-	-	-	-	-	-	-	1,907	8,303,918
Denmark	9,295	1,375,662	113,767	3,184,948	30,381	-	112,662	101,094	56,094	-	2,900	80,204	5,067,008
India	2,768,867	436,034	9,291	112,460	264,019	28,096	15,358	46,020	631,931	392,339	-	290,656	4,995,072
Ecuador	4,159,724	11,278	30,847	28,466	2,283	-	17,134	216,078	20,182	53,191	-	252,577	4,791,761
Bangladesh	-	6,954	170,321	2,856,558	60,237	-	116,476	181,713	149,241	145,592	442,630	553,406	4,683,130
Sudan	-	158,504	304,822	267,753	294,609	13,021	368,243	55,975	1,466,596	-	-	1,684,544	4,614,067
UNDP / multiple countries	-	30	63,389	195,429	59,646	-	1,820,723	2,055	231,135	69,167	-	1,368,640	3,810,214
Côte d'Ivoire	-	139,147	527,975	439,579	391,650	4,942	448,960	347,049	254,802	3,000	87,137	811,176	3,455,418
Malaysia	2,940,572	107,919	32,158	191,620	-	-	29,998	19,652	15,600	-	416	20,547	3,358,483
Zimbabwe	-	-	626,458	150,412	312,725	9,154	1,063,079	529,210	721	11,782	57,972	563,746	3,325,257
Central African Republic	1,556	71,768	357,119	65,480	49,966	101,421	31,873	45,452	338,670	190,232	55,251	1,456,372	2,765,160
Sierra Leone	-	29,156	106,939	115,826	206,548	24,627	755,453	60,511	322,552	-	33,950	965,410	2,620,972
Chad	-	37,418	381,196	71,574	110,547	-	178,550	147,822	519,710	17,062	-	1,122,957	2,586,836
Congo, Democratic Republic of the	78,905	169,809	446,651	346,059	425,803	-	253,232	67,494	260,151	24,942	25,909	333,838	2,432,792
Thailand	1,019,987	92,198	65,245	59,552	126	-	138,876	120,390	437,860	116,074	312	187,438	2,238,059
Egypt	-	8,817	281,493	202,006	38,605	26,490	291,642	49,264	840,918	18,000	-	413,676	2,170,911
UNICEF / multiple countries	3,899	186,854	9,098	15,461	1,379,599	36,425	106,121	6,738	39,126	212,077	-	134,145	2,129,542
Nigeria	14,517	292,182	80,709	34,196	121,913	53,944	209,068	140,750	524,429	120,683	333,616	96,896	2,022,903
Other UN agency / multiple countries	4,200	11,965	129,839	152,956	2,181	-	767,519	27,810	159,765	46,721	144,429	510,828	1,958,213
Benin	748	8,373	118,252	70,956	70,783	7,097	100,376	102,289	394,618	11,783	80,865	948,034	1,914,174
Niger	-	104,755	254,744	139,869	18,050	18,846	103,684	174,139	711,508	51,458	5,654	325,068	1,907,777
Colombia	664	14,812	6,933	111,139	-	-	1,373	1,297,239	191,390	15,000	28,639	113,192	1,780,381
Ethiopia	7,682	46,897	59,395	20,070	96,508	-	151,121	101,524	167,525	16,836	705	1,088,128	1,756,390
Italy	2,905	316,848	44,297	-	1,139,083	-	170,745	-	41,310	-	-	26,583	1,741,771
Mongolia	-	26,300	18,366	400,419	324,559	7,537	-	91,958	14,674	125,759	294,685	371,904	1,676,161
Mali	-	12,775	32,198	107,956	109,365	-	-	56,485	122,654	30,900	20,027	1,141,909	1,634,269
Guatemala	-	-	-	10,788	60,336	-	20,291	11,215	1,322,376	102,369	-	71,150	1,598,526
Timor-Leste (Formerly East Timor)	-	767	386,502	22,918	28,500	-	-	50,606	-	19,837	-	1,047,843	1,556,973
Uganda	6,267	8,164	42,833	17,759	366,168	13,678	264,982	47,250	304,507	34,338	17,550	381,930	1,505,426
Korea, Republic of	1,363,634	121,958	-	-	3,890	-	8,800	-	-	-	-	3,622	1,501,905
Philippines	-	63,591	6,499	38,220	653,035	-	100,818	35,270	150,315	37,530	211	316,976	1,402,464
South Africa	-	3,323	127,960	182,443	68	-	152,338	57,293	445,706	97,935	79,522	194,146	1,340,735
Kenya	-	16,980	105,107	21,162	323,447	-	38,837	38,417	588,931	26,571	47,439	113,869	1,320,760
Pakistan	-	13,521	33,928	51,430	207,168	-	34,340	146,982	159,713	369,931	65,209	229,814	1,312,036
Jordan	-	12,056	21,463	38,405	39,629	-	98,179	102,097	225,571	24,449	25,118	716,712	1,303,679
Cameroon	-	17,736	79,118	61,643	54,655	-	82,666	86,464	494,109	99,210	47,699	253,364	1,276,664
Afghanistan	-	41,898	140,814	335,615	81,509	20,429	178,964	40,253	86,155	6,000	27,610	305,727	1,264,974
Gibraltar	-	83,122	-	-	-	-	-	-	-	-	1,051,942	101,579	1,236,642
Turkey	-	7,523	17,549	193,400	-	-	178,855	20,254	122,120	20,187	-	660,177	1,220,065
Burkina Faso	-	5,792	36,643	114,005	40,200	49,710	51,690	99,804	551,177	28,817	-	206,243	1,184,082
Mauritania	-	33,109	59,716	21,440	-	6,705	-	219,442	712,459	4,801	34,296	79,199	1,171,167
Mexico	68,827	-	7,632	53,057	60,000	-	82,060	40,291	563,595	97,788	-	146,690	1,119,938
Total of all other countries	706,657	1,205,814	2,179,554	3,347,608	3,337,658	333,045	3,032,172	3,901,347	9,050,689	1,452,541	1,230,534	11,092,463	40,870,082
Grand Total	87,846,985	11,144,686	8,355,671	19,093,574	24,083,788	3,682,565	17,459,658	9,682,849	31,747,499	5,324,377	12,683,127	36,431,772	267,536,550

Major Vendors

Vendor	USD Amount (Total PO Value)	Average PO value	Country	No. of POs	Product Group
The Female Health Company	16,893,456	92,821	United Kingdom	182	Contraceptives
Bayer Schering Pharma AG	14,975,419	43,033	Germany	348	Contraceptives
Pfizer Overseas LLC (Export Division)	12,446,318	40,542	United States of America	307	Contraceptives
Imres	10,891,722	7,736	Netherlands	1,408	Contraceptives
UNOPS	9,974,874	21,133	UNOPS	472	Transportation equipment
N.V. Organon	9,768,096	78,775	Netherlands	124	Contraceptives
Bayer Schering Pharma OY	8,171,519	90,795	Finland	90	Contraceptives
605 3Rd Ave Fee LLC	5,201,640	162,551	United States of America	32	Premises, rent, purchase, construction and alteration
Guilin Latex Factory	4,863,759	67,552	China	72	Contraceptives
Fleischhacker GmBH and Co. KG	4,659,722	3,573	Germany	1,304	Contraceptives
Bayer SA	4,165,764	181,120	Ecuador	23	Contraceptives
UNDP	3,810,214	2,318	UNDP	1,644	Contraceptives
Helm AG	3,693,900	369,390	Germany	10	Contraceptives
Moore Stephens LLP	3,426,239	214,140	United Kingdom	16	Varied services
Tianjin Human-Care Latex Corporation	3,128,614	37,245	China	84	Contraceptives
Qingdao Double Butterfly Group Co. Ltd.	2,600,523	26,536	China	98	Contraceptives
Karex Industries SDN BHD	2,547,397	87,841	Malaysia	29	Contraceptives
Peak International Trade (Tianjin) Co.	2,388,285	5,839	China	409	Contraceptives
Information Solutions Limited	2,310,577	27,507	Bangladesh	84	IT and communications
UNICEF	2,129,542	9,507	UNICEF	224	Medical devices, supplies and anatomical models
Advizing IT Ltd.	1,685,083	4,120	Denmark	409	IT and communications
Unidus Corporation Seohung	1,486,192	28,581	Korea, Republic of	52	Contraceptives
Danoffice Trading	1,449,959	2,095	Denmark	692	IT and communications
Karismedica S.R.L.	1,366,947	8,819	Italy	155	Medical devices, supplies and anatomical models
World Color Colombia SA	1,285,560	1,285,560	Colombia	1	Printing and publication
Indus Medicare Limited	1,243,335	44,405	India	28	Contraceptives
Suretex Limited	1,111,982	19,172	Thailand	58	Contraceptives
Richmond Group Egypt	1,066,827	62,755	Egypt	17	Professional consultancy services
Cromwell Tool Ltd.	922,387	5,659	United Kingdom	163	IT and communications
Aries Computer Systems, Inc.	893,897	19,864	United States of America	45	Professional consultancy services
Suretex Prophylactics India Limited	818,570	81,857	India	10	Contraceptives
Gibraltar Stockholdings Ltd.	812,710	135,452	Gibraltar	6	Transportation equipment
Dalberg Consulting Ny Corp.	752,168	107,453	United States of America	7	Professional consultancy services
Yanki Seyahat Ve Turizm Acentasi Ltd.Sti	715,427	17,886	Turkey	40	Varied services
Ageg Consultants Eg	584,408	64,934	Germany	9	Professional consultancy services
Svizera Europe B V	575,753	2,836	Netherlands	203	Medical devices, supplies and anatomical models
Kuehne And Nagel, Inc.	563,546	10,633	Denmark	53	Freight transportation
DHL Global Forwarding (Denmark) A/S	556,924	17,404	Denmark	32	Freight transportation
Cisco Systems, Inc.	524,724	3,721	United States of America	141	IT and communications
Pregna International Limited	512,716	7,540	India	68	Contraceptives
Newlink Communications Group, Inc.	510,000	127,500	United States of America	4	Professional consultancy services
Instituto De Cooperacion Social	502,130	167,377	Spain	3	Printing and publication
Innolatex SDN BHD	491,077	32,738	Malaysia	15	Contraceptives
Acces Aux Services Sr Accru	481,809	6,883	Niger	70	Varied Services
Al-Munshed Trade Co	464,656	1,439	Jordan	323	Varied services
Prographics, Inc.	450,894	17,342	United States of America	26	Printing and publication
Pacific Motors Limited	442,630	442,630	Bangladesh	1	Transportation equipment
Toyota Gibraltar Stockholdings Ltd.	423,932	32,610	Gibraltar	13	Transportation equipment
Devnet Limited	422,284	60,326	Bangladesh	7	IT and communications
MSS Managed Security GmBH	417,707	6,329	Germany	66	IT and communications
Spc Management Services (Pvt.) Ltd.	416,243	1,927	India	216	Professional consultancy services
KPMG LLP	407,889	58,270	United States of America	7	Professional consultancy services
Total Zimbabwe	397,981	4,975	Zimbabwe	80	General office furniture, equipment and supplies
Alexander Wolf & Son	397,000	99,250	United States of America	4	Premises, rent, purchase, construction and alteration
Montal Shpk	396,922	99,231	Albania	4	Medical devices, supplies and anatomical models
SMB Corporation Of India	392,971	4,271	India	92	Contraceptives
Dharma Polimetal Pt	363,017	4,322	Indonesia	84	Medical devices, supplies and anatomical models
Mott Macdonald Ltd.	359,781	51,397	United Kingdom	7	Professional consultancy services
Crown Agents	358,788	1,982	United Kingdom	181	Medical devices, supplies and anatomical models
MSD OSS BV	354,268	59,045	Netherlands	6	Medical devices, supplies and anatomical models

* Country reflects the location of a vendor's commercial office which in some cases might be different from that of the manufacturer.

The data used for this report reflects Purchase Orders created in UNFPA's ERP system within 2011.

UNFPA Procurement Services Branch
www.unfpa.org/public/home/procurement
procurement@unfpa.org
 Tel: +45 3546 7000
 Fax: +45 3546 7018



UNFPA - because everyone counts