



UNFPA

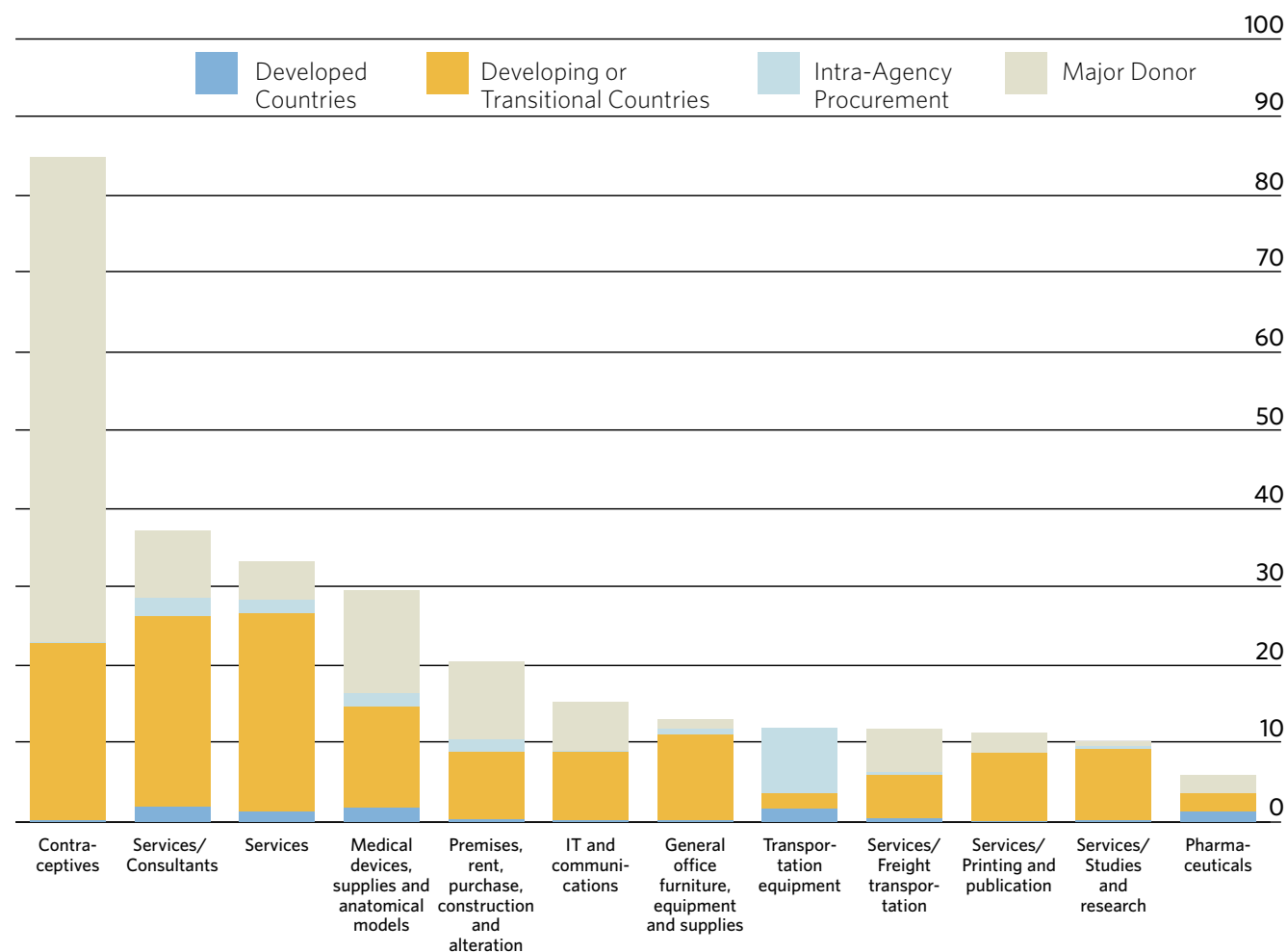
Procurement Statistics

2010

UNFPA - because everyone counts

Products/Services Country Distribution (USD)

Indicates where major product groups and services are sourced from



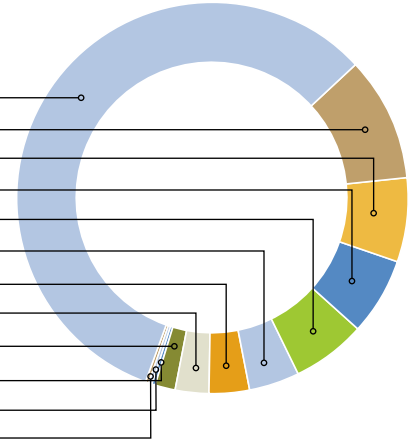
Category	Developed Countries	Developing or Transitional Countries	Intra-Agency Procurement	Major Donor Countries	Grand Total
Contraceptives	189,412	22,646,647	162,281	61,931,781	84,930,121
Services / Consultants	1,951,910	24,290,114	2,414,085	8,489,207	37,145,316
Services	1,250,252	25,376,011	1,735,903	4,912,173	33,274,339
Medical devices, supplies and anatomical models	1,828,269	12,891,276	1,684,124	13,156,115	29,559,784
Premises, rent, purchase, construction and alteration	350,038	8,598,618	1,620,468	9,957,936	20,527,059
IT and communications	162,449	8,729,397	218,481	6,247,633	15,357,959
General office furniture, equipment and supplies	177,912	10,965,586	804,761	1,124,671	13,072,931
Transportation equipment	1,610,887	1,982,807	8,371,949	41,933	12,007,577
Services / Freight transportation	378,178	5,572,145	473,889	5,427,422	11,851,634
Services / Printing and publication	102,541	8,693,506	38,074	2,517,212	11,351,334
Services / Studies and research	202,417	9,119,254	308,877	622,398	10,252,947
Pharmaceuticals	1,244,061	2,382,915	22,687	2,374,754	6,024,417
Grand Total	9,448,325	141,248,277	17,855,579	116,803,235	285,355,416

PSB Procurement (Includes Third Party Procurement)

Products/Services Distribution

USD

83,505,939	Contraceptives	57.54%
15,000,401	Medical devices, supplies and anatomical models	10.34%
10,010,840	Premises, rent, purchase, construction and alteration	6.90%
9,393,111	Services / Consultants	6.47%
8,838,671	Services / Freight transportation	6.09%
5,997,070	IT and communications	4.13%
4,973,415	Pharmaceuticals	3.43%
3,890,170	Services	2.68%
2,379,376	Services / Printing and publication	1.64%
680,897	General office furniture, equipment and supplies	0.47%
239,594	Transportation equipment	0.17%
222,547	Services / Studies and research	0.15%
145,132,031	TOTAL	100.00%

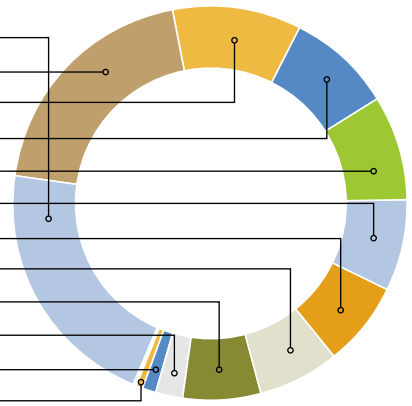


Local Procurement

Relative expenditures for each product group

USD

29,384,169	Services	20.96%
27,752,205	Services / Consultants	19.79%
14,559,383	Medical devices, supplies and anatomical models	10.38%
12,392,034	General office furniture, equipment and supplies	8.84%
11,767,983	Transportation equipment	8.39%
10,516,219	Premises, rent, purchase, construction and alteration	7.50%
10,030,400	Services / Studies and research	7.15%
9,360,889	IT and communications	6.68%
8,971,957	Services / Printing and publication	6.40%
3,012,963	Services / Freight transportation	2.15%
1,424,182	Contraceptives	1.02%
1,051,002	Pharmaceuticals	0.75%
140,223,385	Local Procurement Total	100.00%

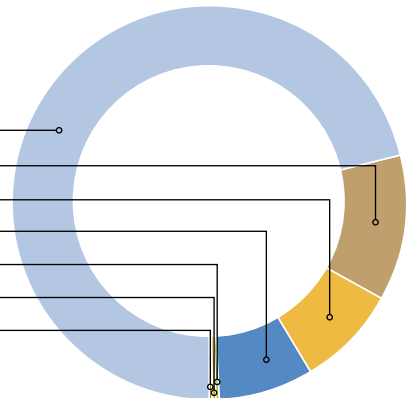


Third Party Procurement

Relative expenditures for each product group

USD

15,286,817	Contraceptives	71.23%
2,578,873	Pharmaceuticals	12.02%
1,805,539	Services / Freight transportation	8.41%
1,647,291	Medical devices, supplies and anatomical models	7.68%
63,717	Premises, rent, purchase, construction and alteration	0.30%
37,914	IT and communications	0.18%
29,316	Services / Consultants	0.14%
7,953	General office furniture, equipment and supplies	0.04%
3,811	Services	0.02%
21,461,231	Third Party Procurement Total	100.00%

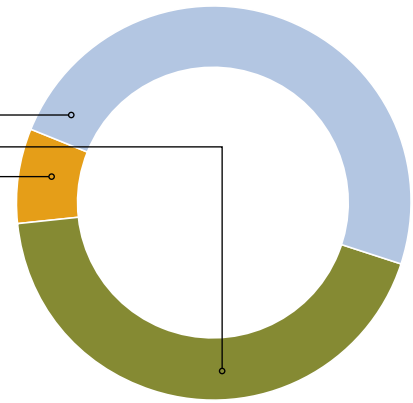


Total Procurement (USD)

USD

140,223,385	Local Procurement
123,670,799	PSB Procurement
21,461,231	Third Party Procurement
285,355,416	Grand Total

49.14%
43.34%
7.52%
100.00%



* Description of the types of procurement in UNFPA is shown below.

UNFPA Procurement includes three elements:

1. PSB PROCUREMENT

Procurement undertaken by the Procurement Services Branch (PSB) for UNFPA funded projects and for equipment and supplies for UNFPA offices (including administrative purposes, publications, and services required by UNFPA New York).

2. THIRD PARTY PROCUREMENT

Procurement undertaken by Procurement Services Branch when a third party (e.g. governments, other agencies or institutions) outsources procurement to UNFPA.

3. LOCAL PROCUREMENT

Procurement undertaken by UNFPA Country Offices in accordance with the decentralized authorization. Procurement can be from local or international suppliers.

Please note that these procurement statistics do not include UNFPA personnel costs and travel expenditures.

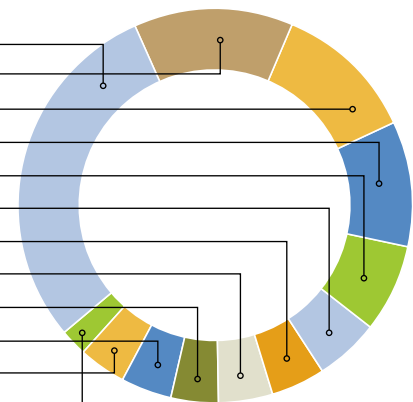
Products/Services Distribution

Relative expenditures for each product group

USD

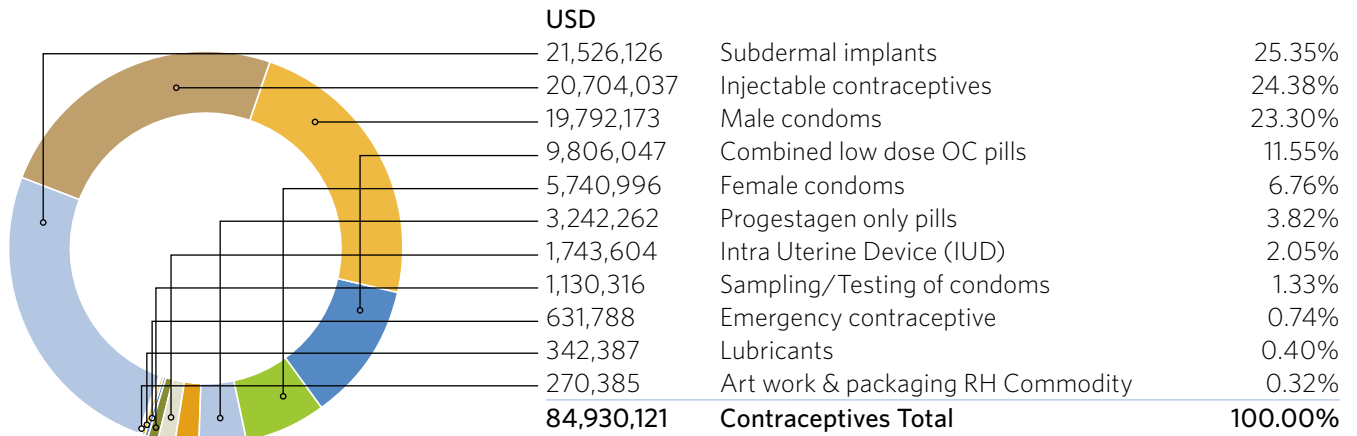
84,930,121	Contraceptives
37,145,316	Services / Consultants
33,274,339	Services
29,559,784	Medical devices, supplies and anatomical models
20,527,059	Premises, rent, purchase, construction and alteration
15,357,959	IT and communications
13,072,931	General office furniture, equipment and supplies
12,007,577	Transportation equipment
11,851,634	Services / Freight transportation
11,351,334	Services / Printing and publication
10,252,947	Services / Studies and research
6,024,417	Pharmaceuticals
285,355,416	Grand Total

29.76%
13.02%
11.66%
10.36%
7.19%
5.38%
4.58%
4.21%
4.15%
3.98%
3.59%
2.11%
100.00%



Contraceptive Distribution

Relative expenditure versus contraceptive methods

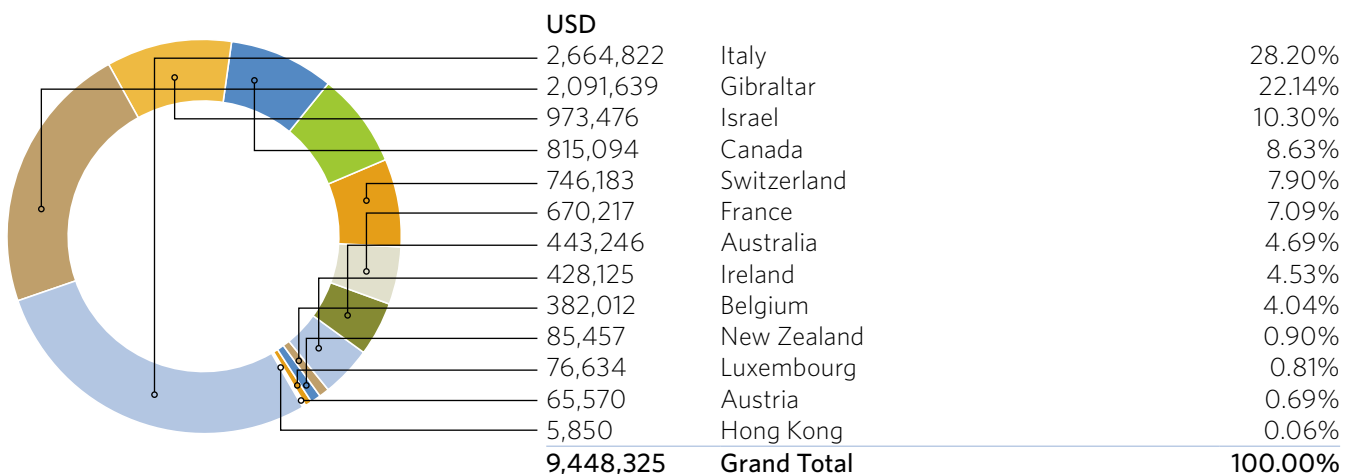


Country Distribution and Intra-Agency Procurement

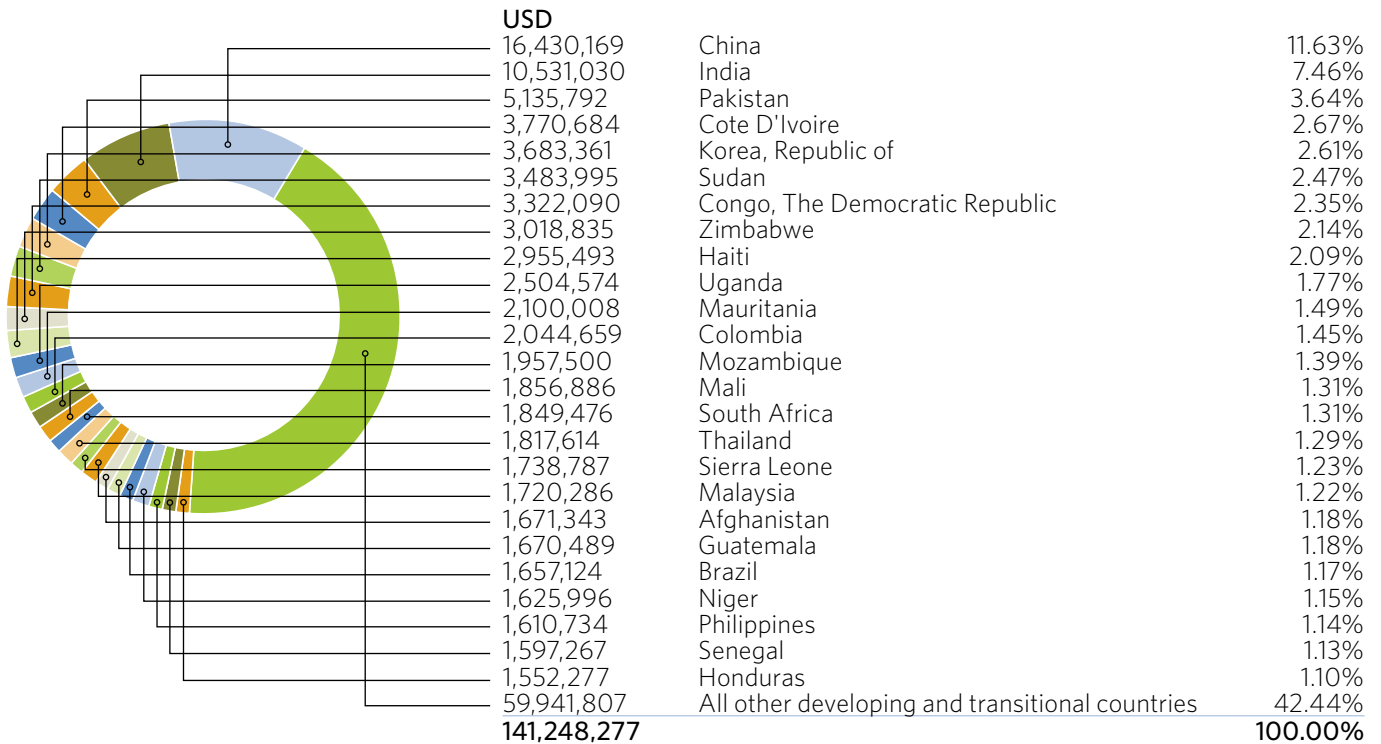
Source of procurement



Procurement from Developed Countries (excluding Major Donor Countries)



Procurement from Developing and Transitional Countries

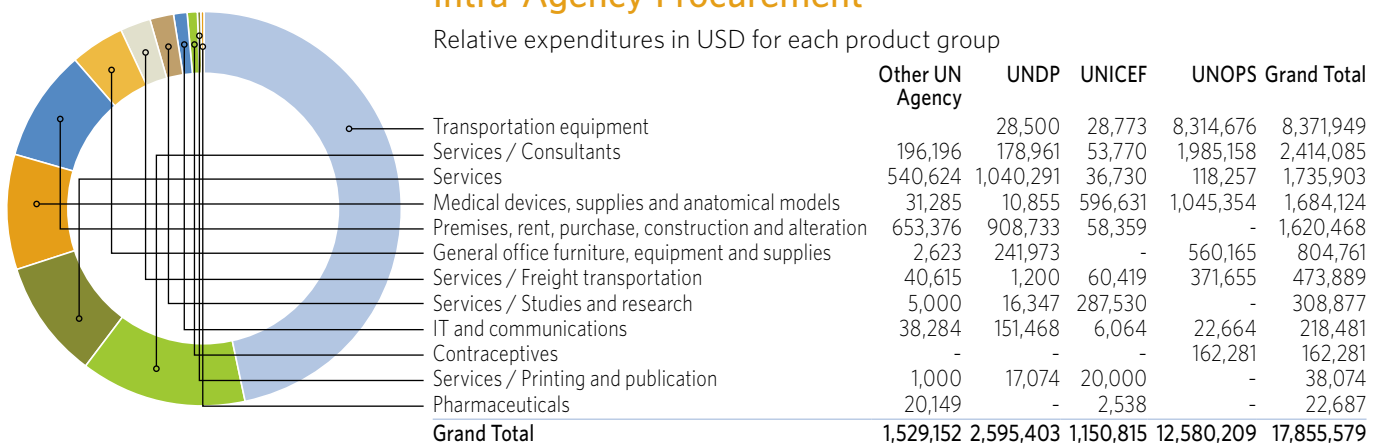


Procurement from Major Donor Countries



Intra-Agency Procurement

Relative expenditures in USD for each product group



Country Products/Services Distribution

(Indicates the value of procurement and products/services from respective countries)

Country	Contraceptives	General office furniture, equipment and supplies	IT and communications	Medical devices, supplies and anatomical models	Pharmaceuticals	Premises, rent, purchase, construction and alteration	Services	Services/Consultants	Services/ Freight transportation	Services / Printing and publication	Services / Studies and research	Transportation equipment	Grand total
United States	12,202,085	608,935	4,104,022	1,084,479		9,813,523	2,734,155	7,143,854	478,629	856,760	270,875	1,600	39,298,917
Germany	20,525,282	144,156	46,840	4,633,185	27,821		2,123	135,461	1,450,710			9,700	26,975,276
Netherlands	10,402,412	8,983		7,124,445	2,312,330		12,406	47,497	2,431,496		1,584	30,383	22,371,536
China	12,919,369	40,864	134,166	1,150,595	189,371	73,812	13,600	393,453	1,263,503	70,737	137,541	43,158	16,430,169
UNOPS / multiple countries	162,281	560,165	22,664	1,045,354			118,257	1,985,158	371,655			8,314,676	12,580,209
Finland	12,030,800		63,543	192,222					49,928				12,336,494
United Kingdom	6,771,203	96,536	221,971	110,889	34,603		2,078,616	730,788	356,769	1,529,078	264,965		12,195,418
India	3,113,175	24,585	76,345	153,992		53,957	710,801	3,537,422	790,566	1,715,566	298,621	56,000	10,531,030
Pakistan	742,789	208,199	119,938	3,078,134	21,538	13,237	479,331	237,839	15,575	3,743	215,470		5,135,792
Cote D'Ivoire	300	844,810	472,768	658,507	8,802	437,639	523,393	249,010	33,639	252,014	279,527	10,274	3,770,684
Korea, Republic of	2,010,227			18,000	1,349,793		2,611		302,730				3,683,361
Sudan		139,175	344,874	45,306		402,113	1,471,029	663,605	197,680	104,961	77,490	37,762	3,483,995
Congo, The Democratic Republic	57,179	586,402	275,868	891,168		124,130	332,992	680,333	259,552	11,663	58,918	43,884	3,322,090
Denmark		265,252	1,809,718	6,796		144,413	40,580	71,078	659,737	122,662	76,800	250	3,197,285
Zimbabwe	6,073	1,361,616	47,877	565,422	29,244	477,798	185,699	4,950	44,214	171,155	40,252	84,533	3,018,835
Haiti	33,408	53,309	411,341	318,239		107,690	1,276,226	409,128	7,106	91,992	97,224	149,830	2,955,493
Italy		20,481	9,620	1,722,542	4,772	329,285	388,765	22,000	159,491		660	7,207	2,664,822
UNDP / multiple countries		241,973	151,468	10,855		908,733	1,040,291	178,961	1,200	17,074	16,347	28,500	2,595,403
Uganda	475,359	122,541	138,385	131,412		254,523	173,057	682,558	306,992	94,167	104,487	21,094	2,504,574
Mauritania	18,909	181,806	79,880	89,062	90,059	59,699	540,141	546,742		453,972	39,737		2,100,008
Gibraltar		123,439					316,486	10,808	37,227			1,603,679	2,091,639
Colombia		34,008	659,879	7,099		23,483	229,355	852,611	20,248	86,506	131,469		2,044,659
Mozambique	91,106	119,297	272,776	87,403		316,780	80,876	32,288	111,877	246,607	531,286	67,202	1,957,500
Mali		68,247	1,605	96,658	30,629	39,326	379,285	1,201,967	12,521	26,647			1,856,886
South Africa	182,374	425,262	210,387	28,583		206,423	125,111	211,986	5,993	234,405	217,811	1,142	1,849,476
Thailand	352,500	85,734	76,697			137,756	184,318	680,101	34,655	68,300	135,769	61,784	1,817,614
Sierra Leone	14,194	368,228	192,417	50,036	16,158	406,195	438,757	104,814		26,360	114,428	7,200	1,738,787
Malaysia	1,447,252	92,050	37,630				4,075		130,652	5,119	3,509		1,720,286
Afghanistan		228,798	608,430	87,879	14,382	354,241	187,501	21,594	15,429	2,515	59,361	91,212	1,671,343
Guatemala	21,987	46,639	9,530	91,201	23,357	7,868	183,600	979,163		93,580	213,563		1,670,489
Brazil		13,677	42,453	14,214		159,261	926,039	89,767	2,928	215,669	193,116		1,657,124
Niger	45	112,852	118,461	177,815	375	66,115	693,904	204,182	145,190	76,970	25,408	4,679	1,625,996
Philippines	270	38,683	20,936	22,489		80,735	249,936	17,689	81,559	90,973	951,950	55,514	1,610,734
Senegal		224,006	67,383	14,207	8,886	265,264	577,836	239,762	17,909	58,541	123,473		1,597,267
Honduras	11,570	80,363	98,561	427,046		3,584	724,539	5,472	22,233	110,419	68,491		1,552,277
Indonesia	8,000	8,193	35,497	1,056,524		6,546	87,312	13,830	286,719	14,537	18,244	16,321	1,551,724
Jordan		92,891	75,871	118,288		245,010	294,909	550,963	50,662	64,549		51,554	1,544,697
Other UN agency / multiple countries		2,623	38,284	31,285	20,149	653,376	540,624	196,196	40,615	1,000	5,000		1,529,152
Congo	4,301	248,962	69,734	77,853		116,021	584,859	19,694	15,175	39,187	301,798	22,819	1,500,405
Kenya	91,912	82,183	95,026	69,923	9,940	59,989	268,175	634,421	32,234	68,130	48,584	2,154	1,462,670
Central African Republic	24,363	119,927	46,375	178,756	135,506	158,512	444,055	210,112	49,868	34,450	21,068	26,622	1,449,614
East Timor	5,000	96,035	21,714	108,386		6	841,630	149,484	6,553	147,797	30,701	8,400	1,415,707
Madagascar	16,276	176,335	42,173	336,917	147,345	20,699	218,401	131,749	17,805	50,203	191,029	40,489	1,389,422
Zambia	1,112	392,112	94,527	11,248		8,796	520,468	161,589	3,641	171,259			1,364,752
Malawi	49,321	196,787	198,571	499,733		58,194	171,963	32,910	37,129	114,442		515	1,359,566
Burundi		48,316	24,012	29,678		35,137	503,818	452,927	142,269	66,566	12,656	22,052	1,337,430
Total of all other countries	1,137,690	4,037,495	3,667,738	2,905,960	1,549,358	3,897,188	11,372,430	12,219,400	1,349,368	3,741,060	4,873,735	1,085,385	51,836,807
Grand Total	84,930,121	13,072,931	15,357,959	29,559,784	6,024,417	20,527,059	33,274,339	37,145,316	11,851,634	11,351,334	10,252,947	12,007,577	285,355,416

Major Vendors

Vendor	USD Amount (Total PO Value)	Average PO value	Country	No. of POs	Product Group
Bayer Schering Pharma AG	16,861,067	37,303	Germany	452	Contraceptives
UNOPS	12,580,209	15,985	UN Agency	787	Vehicles/IT/AV/Communications equipment
Bayer Schering Pharma OY	12,077,350	91,495	Finland	132	Contraceptives
Pfizer Overseas LLC (Export Division)	12,011,824	35,856	United States	335	Contraceptives
Imres	11,290,847	7,744	Netherlands	1,458	Pharmaceuticals / Medical Equipment
N.V. Organon	9,580,742	154,528	Netherlands	62	Contraceptives
The Female Health Company	6,097,528	30,796	United Kingdom	198	Contraceptives
SLG 220 News Owners LLC	5,993,347	499,446	United States	12	Premises, rent, purchase, construction and alteration
Guilin Latex Factory	5,825,481	60,057	China	97	Contraceptives
Qingdao Double Butterfly Group Co. Ltd.	5,412,653	46,661	China	116	Contraceptives
Fleischhacker GmbH And Co. Kg	5,261,103	2,668	Germany	1,972	Medical Equipment/Supplies
Helm Pharmaceuticals GmbH	4,613,166	65,902	Germany	70	Contraceptives
Secretary Ministry Of Health & Family	3,200,000	3,200,000	India	1	Services / Consultants
Tianjin Human-Care Latex Corporation	2,707,048	84,595	China	32	Contraceptives
UNDP	2,595,403	2,050	UN Agency	1,266	Services
Indus Medicare Limited	2,555,335	25,553	India	100	Contraceptives
Unidus Corporation Seohung	2,185,877	40,479	Korea, Republic of	54	Contraceptives
Alexander Wolf & Son	2,000,000	1,000,000	United States	2	Premises, rent, purchase, construction and alteration
Karismedica S R L	1,875,982	10,422	Italy	180	Medical Equipment/Supplies
Toyota Gibraltar Stockholdings Ltd.	1,849,649	25,690	Gibraltar	72	Vehicles
Moore Stephens LLP	1,733,378	4,491	United Kingdom	386	Services / Consultants
Gopsons Papers Ltd.	1,719,125	78,142	India	22	Services / Printing and Publication
Other UN Agencies	1,529,152	7,646	UN Agency	200	Services
Drs Data Services Limited	1,504,000	136,727	United Kingdom	11	Services / Printing and Publication
Standard Diagnostics, Inc.	1,494,873	298,975	Korea, Republic of	5	Pharmaceuticals
Danoffice Trading	1,323,618	3,359	Denmark	394	IT /AV / Communications Equipment
UNICEF Supply Division	1,150,815	6,121	UN Agency	188	Medical Equipment/Supplies
M.S. Traders	1,139,292	39,286	Pakistan	29	Medical Equipment/Supplies
Dongkuk Techco Rubber Industries Sdn Bhd	1,137,450	71,091	Malaysia	16	Contraceptives
Crown Agents	1,062,882	7,992	United Kingdom	133	Services
Svizera Europe B V	1,026,184	3,365	Netherlands	305	Medical Equipment/Supplies
Peak International Trade (Tianjin) Co.	972,228	2,991	China	325	Medical Equipment/Supplies
Etsec, Inc.	963,665	13,201	United States	73	IT /AV / Communications Equipment
Orgenics Ltd.	928,070	309,357	Israel	3	Pharmaceuticals
Gaumard Scientific Co.	877,000	438,500	United States	2	Medical Equipment/Supplies
Karims Global Pakistan (Pvt) Ltd.	804,490	44,694	Pakistan	18	Medical Equipment/Supplies
Demographic Research & Dev Found, Inc.	798,552	159,710	Philippines	5	Services / Studies and Research
Dharma Polimetal, Pt	748,821	3,653	Indonesia	205	Medical Equipment/Supplies
Marriott International	743,619	123,937	United States	6	Premises, rent, purchase, construction and alteration
Medipharm (Private) Limited	729,636	364,818	Pakistan	2	Contraceptives
Dell Marketing L.P.	698,081	4,916	United States	142	IT /AV / Communications Equipment
Corporate Channels India Private Limited	663,622	132,724	India	5	Contraceptives
Prographics, Inc.	650,755	17,588	United States	37	Services / Printing and Publication
Smb Corporation Of India	640,103	7,531	India	85	Contraceptives
United Med-Health International Corp	619,768	22,954	United States	27	Contraceptives
Quality Medical Services	513,041	34,203	Pakistan	15	Medical Equipment/Supplies
Newlink Communications Group, Inc.	510,000	25,500	United States	20	Services
National Medical Stores	505,212	50,521	Uganda	10	Contraceptives
Ministerio De Saude	500,000	500,000	Mozambique	1	Services / Studies and Research
Terra Telecom, LLC	498,507	2,186	United States	228	IT /AV / Communications Equipment
Gfsp Fnuap Sr	493,571	61,696	Mali	8	Services / Consultants
Advizing IT, Ltd.	486,816	4,308	Denmark	113	IT /AV / Communications Equipment
Gedeon Richter Plc.	466,797	6,062	Hungary	77	Contraceptives
Essor Equipements	452,640	3,772	Congo, The Democratic Republic	120	Medical Equipment/Supplies
Pregna International Limited	428,507	5,356	India	80	Contraceptives
Trinity Biotech	390,180	55,740	Ireland	7	Pharmaceuticals
Suretex Limited	382,125	63,688	Thailand	6	Contraceptives
Innotatex Sdn Bhd	379,300	47,413	Malaysia	8	Contraceptives
Apstar Consulting, Inc.	377,440	125,813	United States	3	Services / Consultants
Kuhne + Nagel A/S, Copenhagen - Denmark	376,497	125,499	Denmark	3	Services / Freight Transportation
Aries Computer Systems, Inc.	356,860	20,992	United States	17	Services / Consultants

* Country reflects the location of a vendor's commercial office which in some cases might be different from that of the manufacturer.

The data used for this report reflects Purchase Orders created in UNFPA's ERP system within 2010.

UNFPA Procurement Services Branch
www.unfpa.org/public/home/procurement
procurement@unfpa.org
 Tel: +45 3546 7000
 Fax: +45 3546 7018



UNFPA - because everyone counts